

Telecoms in China
Battle to break the monopoly
Page 8

Sharing the pain
Sub-contractors are squeezed in Japan
Page 14

Office networks
Radio is the wave of the future
Page 15

FINANCIAL TIMES

Europe's Business Newspaper TUESDAY NOVEMBER 23 1993

Delors and Clarke clash over EU jobs crisis

Jacques Delors, president of the European Commission, clashed with Kenneth Clarke, UK chancellor of the exchequer, over the principle of work sharing to combat the unemployment crisis in Europe.

Mr Delors accused Mr Clark of being "unconstructive" and rebutted the chancellor's charge that a short working week and job-sharing would lead to even higher unemployment. Page 20

Hopes fade for Japanese recovery: New gloomy Japanese economic indicators coincided with a 3.1 per cent fall in the Nikkei average, the second biggest fall in share prices this year, to the lowest level since early March. Page 20

German telecoms alliance: Three of Germany's largest companies have formed an alliance in preparation for the liberalised European telecoms market. A consortium of Mannesmann, the engineering group, RWE, the energy-based conglomerate and Deutsche Bank, Germany's largest bank, plans to offer telecoms networks to corporate clients in Germany. Page 20

BASF, the German chemicals group, is likely to cut its dividend again this year and expects business to remain weak before turning up in 1995. Pre-tax earnings for the first nine months of the year were down 44 per cent at DM607m ($354m). Page 21; Lex, Page 20

Lebanon turns to Eurobond market: The Lebanese government plans to raise $300m through three-year Eurobonds in its first Eurobond offering to help pay for the rebuilding of Beirut. Page 21

US company pension deficit climbs: The shortfall in the 50 US corporate pension funds with the biggest deficits climbed from $29bn to $38bn by the end of last year, and may have grown to $50bn by now. Page 21; Lex, Page 20

S Africa transitional summit opens: South African MPs began a three-week session summoned to adopt a transitional constitution which will end white rule next April. President F.W. de Klerk said the occasion was probably the last session of parliament constituted as it is at present. Page 4

US tax rules exemption row: The US's top tax official arrived in Geneva to explain to international trade negotiators why the US wants an exemption from global trade liberalisation rules on taxes for foreign service providers. Page 6

Enichem, the chronically lossmaking petrochemicals arm of Italy's Eni energy and chemicals group, is to cut service and support staff by 10,000 within four years. Page 21

Cuba plans 'collective government': Fidel Castro's Cuba is switching to a more collective form of administration and away from dependence on the leadership of one person, according to Roberto Robaina, the foreign minister. Page 3

P&O in Chinese port venture: UK transport and construction group Peninsular and Oriental Steam Navigation and Hong Kong property and aviation conglomerate Swire Pacific are to invest HK$615m ($80.5m) in a Chinese container port near Hong Kong. Page 30

Nigeria arms sales to continue: Britain, Germany and other European Union countries are expected to maintain existing arms sales contracts to Nigeria despite last week's military takeover. Page 4

Kenya wants aid to resume: Kenya is seeking "substantial" financial support to clear external debt arrears and close projected gaps in the balance of payments. Page 4

The FT today introduces wide-ranging changes in the presentation of financial statistics. Tables throughout the Companies and Markets section have been redesigned to improve relevance and clarity. A special pull-out supplement, Pages 33-36, explains the changes.

Partial municipal vote favours left and right at expense of centre parties

Milan stocks fall on poll setback for ruling coalition

By Robert Graham in Rome

The unprecedented collapse in support for Italy's ruling coalition in Sunday's municipal elections provoked sharp falls in the Milan stock exchange yesterday and weakened the lira.

The nervousness in the financial markets reflected the view that fresh general elections would be held early next year amid increased political uncertainty.

The elections, which covered a quarter of the electorate in 428 cities and towns, left every party that has ruled Italy since the second world war mauled equally by parties on the left and the right wing.

The long-dominant Christian Democrat vote fell on preliminary returns to no more than 10 per cent across the country – less than half the already bad result obtained in partial municipal elections in June. The big beneficiary was the former Communist party of the Democratic Left (PDS) and the leftist alliances it sponsored.

On the right, the protest vote in central and southern Italy swung heavily in favour of the neo-fascist MSI. The MSI is expected to pick up about 30 per cent of the vote in Rome and Naples.

In northern Italy, the populist Northern League continued to pick up the protest vote against the traditional parties.

The Christian Democrats have now lost control of every big city administration, including Palermo, the Sicilian capital, where Mr Leoluca Orlando, founder of the reformist movement La Rete (The Network), obtained a remarkable 74 per cent to become mayor in a clear rebuff to the dominance of the Mafia.

Mr Mino Martinazzoli, Christian Democrat leader for the past year, admitted yesterday: "The defeat was very severe, very bitter and much bigger in scale than one could imagine."

On the basis of Sunday's poll involving 11.1m voters, a quarter of the electorate, the sole political force likely to muster a coalition to govern Italy after an early general election would be the party of the Democratic Left (PDS). The PDS is the heir to the former Communist party of Italy (PCI) and since 1947 the political and business establishment has fought to prevent the Communists from entering government.

The decline in support for the coalition supporting Mr Carlo Azeglio Ciampi, the prime minister, reduced the four-party coalition providing the government's parliamentary majority to less than 15 per cent. That compares with 48.8 percent in the 1992 general elections.

The markets' view is that this is likely to weaken his authority as his government, mainly of technicians, seeks to get the 1994 budget approved. Worries also arose that the privatisation programme would be slowed or altered.

The Milan bourse saw shares fall an average 3.2 percent, the largest single decline since November 1992 in the wake of the European currency crisis. However, the shares of quoted companies in which the state is due to sell off its stake fared worse.

The lira fell to L988 against the D-Mark, compared with L975 last week.

Background, Page 2
Editorial comment, Page 19

Associated Press

Leoluca Orlando, leader of the reformist La Rete movement, celebrates victory over the Christian Democrats in Palermo

European equity prices dip sharply

By John Pitt and Terry Byland in London

Weakness in securities markets in Japan and the US brought setbacks in share prices throughout Europe yesterday. Disappointing money supply statistics from Germany increased apprehension that global interest rates might be about to turn upwards.

In London, the FT-SE 100 Share Index fell 37.4 points to 3,070.6, ending the day in poor form as Wall Street equities and Federal bonds opened the new session lower. UK market analysts began to question whether Mr Kenneth Clarke, the UK chancellor of the exchequer, will be able to deliver the cut in domestic interest rates that has been widely predicted in the Budget, due a week today.

Higher than expected German M3 data proved the trigger for widespread selling in continental Europe's equity markets. In Germany, the DAX index of leading stocks shed 2.2 per cent, while in France the CAC-40 index tumbled nearly 3 per cent. The markets had earlier been undermined by a 3 per cent fall in Tokyo.

European equity strategists remarked that the German figures indicated that there was now less scope for cuts in interest rates before the year-end.

Lex, Page 20
World stocks, Section II

Shares in KLM fall as merger collapses

By Ronald van de Krol in Amsterdam and Hugh Carnegy in Stockholm

Shares in KLM Royal Dutch Airlines fell heavily yesterday in response to heightened prospects for a rights issue after the weekend collapse of the four-airline Alcazar merger talks.

KLM, whose talks with Swissair, Scandinavian Airlines System and Austrian Airlines were broken off on Sunday, said it had no plans at the moment to seek another European partner.

It said it would consider a share issue and could count on the participation of the Dutch government, which owns 38.2 per cent of KLM.

The four-way talks ended in failure after KLM insisted that the new European carrier should co-operate with its existing US partner, Northwest Airlines. The other three airlines preferred Swissair's US partner, Delta Airlines.

Speaking after the collapse of the merger talks, Mr Pieter Bouw, chairman, said: "When the time is ripe, we will certainly go to the market."

KLM's shares, which had risen on Friday on expectations of a European merger deal, fell by Fl 3.30 yesterday, or 8.1 per cent, to close at Fl 37.20.

Previously, Dutch unions suggested that KLM might seek to strengthen its capital by Fl 1bn ($520m). Analysts believe the share issue would probably be closer to Fl 500m. KLM's market capitalisation is slightly more than Fl 1.9bn.

SAS said yesterday it was likely to seek to deepen its existing co-operation with Swissair and Austrian Airlines.

The airline, which lost SKr1.13bn ($135m) in the first nine months, said it would concentrate initially on a plan announced this month to cut costs by up to SKr2.5bn, including shutting 12 routes and selling 17 aircraft, to get back into profit in 1995.

SAS had wanted Alcazar to work because it feared it could

Continued on Page 20
Stock market reports, Section II

EU foreign ministers agree Bosnia plan

By David Gardner in Luxembourg

The European Union yesterday backed a Franco-German plan to offer Serbia a gradual suspension of the UN sanctions wrecking its economy, in exchange for more land for Bosnia's embattled Moslems. It was the Union's first joint action under the Maastricht treaty.

Foreign ministers of the 12, meeting in Luxembourg alongside the Western European Union, the EU's embryonic defence arm, also threatened to use force to get aid convoys through Bosnia.

Aid deliveries were suspended four weeks ago after attacks on convoys, and Bosnia's huge refugee population faces catastrophe as winter takes hold.

The 12 foreign ministers, along with Lord Owen, the EU peace negotiator, and commanders of the UN peace force, have invited military and political leaders of the warring parties to Geneva on Monday to discuss humanitarian aid and the steps towards a peace settlement.

The EU plan has been discussed with Washington, and the US and Russia are being invited to Geneva next Monday. Mr Douglas Hurd, UK foreign secretary, said "we are very anxious not to get into any tangles, as we did earlier in the year with the Americans," when the US and Europe clashed over Washington's plan to lift the UN arms embargo on Bosnia and to bomb Serbian positions.

Ministers made clear yesterday they were offering only a progressive phasing out of sanctions on Serbia and its ally Montenegro. This will be conditional on Serb, and possibly Croat, surrender of some of the land seized from Bosnian Moslems, a ceasefire, and untrammelled passage for aid convoys and airlifts into Tuzla, Mostar and Sarajevo.

The total suspension of sanctions, in line with UN security council resolution 871, would be contingent on a *modus vivendi* being reached over the Serb enclave of Krajina in south Croatia, and over Belgrade's domination of the ethnic Albanians of Kosovo.

The presence of Bosnia's contending militia commanders at the Geneva meeting was seen yesterday as vital to the plan's prospects. Last Thursday, Mrs Sadako Ogata, the UN High Commissioner for Refugees, gained agreement from the Bosnian parties' political leaders to reopen main aid supply routes this week, but they are still blocked.

The EU now wants local military commanders to sign up to last week's agreement, and for UN forces to be able to take military action – including from the air – against "uncontrolled elements" who flout it.

Of the three main contributors of troops to UN forces in Bosnia, France emphasised that using force was not excluded, while Spain said militia units breaking any accords reached in Geneva would be treated as "irregulars". Mr Hurd said "there might be action" against those breaking agreements but "that was a matter for judgment."

He said General Jean Cot, commander of UN troops in Bosnia, who briefed ministers yesterday, had made clear "the impossibility of forcing aid through against sustained opposition." Geo Cot has asked for 4,000 reinforcements and, as of yesterday, had pledges of a Dutch battalion and contingents from Pakistan and Malaysia.

Volvo uses French pledge to defuse revolt over merger

By Christopher Brown-Humes in Stockholm

Volvo made a final push yesterday to defuse a shareholder revolt against its proposed merger with Renault by saying it had received new assurances from the French government on the most controversial aspects of the deal.

It said France had confirmed it would not use its golden share against Volvo, providing the Swedish group did not attempt to lift its stake in the combined group to more than 35 per cent.

This confirmation, aimed at removing fears of a dilution of Volvo's stake in the merged group, would be written into the agreement between the two companies, it stated.

Volvo added that a reaffirmation by Mr Edouard Balladur, the French prime minister, of a target date for the privatisation of Renault in the second half of next year, subject to the market conditions, carried more weight than earlier assurances on the subject.

Mr Balladur's comments, contained in a letter to his Swedish counterpart, Mr Carl Bildt, were published for the first time yesterday. Mr Pehr Gyllenhammar, Volvo chairman, said: "The Volvo board feels that two important questions have now been clarified."

He believed the assurances would be enough to persuade sceptical Swedish institutional shareholders to back the deal. Their hostility to the accord, which has centred on the golden share and the privatisation timetable, forced Volvo to delay a meeting to approve the deal until December 7.

However, Aktiespararna, the small shareholders association which initiated the revolt maintained its opposition. It said the golden share provision still compromised the value of Volvo's shareholding in the merged company.

Institutional shareholders declined to comment, saying they needed more time to study the new information.

Volvo also raised its estimate of the potential savings from the merger, which will combine its car and truck operations with the whole of Renault, from FFr30bn ($5.1bn) to FFr42bn. The new figure, which assumes FFr17bn savings on the truck side and FFr25bn for the car operations, is based on a fresh analysis by Booz Allen & Hamilton, the US consultancy, of the combined group's truck businesses.

■ STOCK MARKET INDICES

FT-SE 100:	3070.6	(-37.4)
Yield	3.88	
FT-SE Eurotrack 100	1331.12	(-29.41)
FT-A All-Share	1517.41	(-1.0%)
Nikkei	17,384.84	(-556.35)
New York: lunchtime		
Dow Jones Ind Ave	3684.68	(-29.35)
S&P Composite	458.60	(-4.00)

■ US LUNCHTIME RATES

Federal Funds:	3 1/16%
3-mo Treas Bills: Yld	3.167%
Long Bond	98 13/32
Yield	6.336%

■ LONDON MONEY

3-mo Interbank	5 13/32%	(5 7/32%)
Liffe long gilt future:	Dec 115 1/8	(Dec 115 19/32)

■ NORTH SEA OIL (Argus)

Brent 15-day	$NA	(15.865)

■ Gold

New York Comex (Dec)	$378.5	(378.3)
London	$379.0	(378.6)

■ STERLING

New York lunchtime:		
$	1.4765	
London:		
$	1.4745	(1.472)
DM	2.5125	(2.525)
FFr	8.73	(8.7575)
SFr	2.2025	(2.2175)
Y	159.75	(159.5)
£ Index	81.0	(same)

■ DOLLAR

New York lunchtime:		
DM	1.701	
FFr	5.917	
SFr	1.49105	
Y	108.15	
London:		
DM	1.7035	(1.715)
FFr	5.92	(5.95)
SFr	1.493	(1.507)
Y	108.23	(108.3)
$ Index	66.9	(67.0)

Tokyo close Y 108.48

Austria	Sch30	Greece	Dr300	Lux	LFr65	Qatar	QR12.00
Bahrain	Din1.250	Hong Kong	HK$18	Malta	Lm0.60	S.Arabia	SR11
Belgium	BFr65	Hungary	Ft185	Morocco	MDh13	Singapore	S$4.10
Bulgaria	Lv25.00	Iceland	IKr215	Neth	Fl 3.75	Slovak Rp	KSL45
Cyprus	C£1.00	India	Rs40	Nigeria	Naira45	South Africa	R12.00
Czech Rp	CZK45	Israel	Shk5.90	Norway	NKr16.00	Spain	Pta210
Denmark	DKr16	Italy	L2700	Oman	OR1.50	Sweden	SKr15
Egypt	E£4.50	Japan	Y500	Pakistan	Rs35	Switz.	SFr3.20
Finland	FM12	Jordan	JD1.50	Philippines	Pso45	Syria	S£50.00
France	FFr9.00	Kuwait	Fils.600	Poland	Z 33,000	Tunisia	Din1.250
Germany	DM3.30	Lebanon	LS$1.25	Portugal	Es215	Turkey	L6000
						UAE	Dh11.00

CONTENTS

News		**Features**		Crossword	37	FT World Actuaries	48
European News	2	Leader Page	19			Foreign Exchanges	44
International News	4	Letters	18	**Companies**		Gold Markets	32
American News	3	Management	14	UK	28-30	Equity Options	26
World Trade News	6	Observer	19	Int. Cap Mkts	26	Int. Bond Service	26
UK News	8,9	Technology	13	Int. Companies	22,23-25	Managed Funds	40-44
People	16	Business Law	12	**Markets**		Money Markets	44
Weather	20	Arts	17	Commodities	32	Recent Issues	26
Lex	20	Arts Guide	17	FT Actuaries	37		

Share Information	38,39,48
Traditional Options	26
London SE	37
Wall Street	45-48
Bourses	45,48

Special thanks to one person who made this wine possible. Mother Nature.

WINE MAKER'S NOTES

Captures the true varietal character of the grape, showing aromas and flavours of berry fruit, plum and spice.

Has a dry, smooth finish that's easily drinkable. Good with beef, lamb and pasta.

Analysis: 0.6g/100ml. Residual sugar: Dry 0.5g/100ml. pH 3.50. Minimum 6 months in bottle before release.

THE WINES OF
Ernest & Julio Gallo.

© THE FINANCIAL TIMES LIMITED 1993 No 32,225 Week No 47 LONDON · PARIS · FRANKFURT · NEW YORK · TOKYO

■ Voters take revenge on corrupt politicians ■ Post-war ruling parties humiliated

Italy's political earthquake swallows up the centre ground

By Robert Graham in Rome

The spectacular collapse of the Christian Democrats in Sunday's municipal elections has created a huge vacuum in the centre-ground of Italian politics.

Local elections have traditionally mirrored closely voter loyalties in general elections in Italy. There is nothing to suggest that Sunday's poll, covering a quarter of the electorate in 428 cities and towns, might be an exception.

Voters have swung in almost equal proportions to leftist coalitions and individual right-wing parties. Every party associated with running the country in the post-war era has been humiliated.

The outcome, clearly predicted by opinion polls, was scarcely surprising given the discredit heaped on the ruling parties after 18 months of non-stop revelations of monumental political corruption.

Indeed, it is remarkable the corruption scandals should have taken so long to eat into traditional electoral habits, especially in the centre and south of Italy. In local elections in June, the Christian Democrats nationwide held on to over 20 per cent of the vote against 29 per cent in the April 1992 general elections.

This time the Christian Democrat vote has fallen to around 10 per cent nationwide and it controls no major city administration. Their Socialist allies along with their two other minor partners in the coalition supporting the Ciampi government are close to extinction.

> If voters in Rome did not wish to vote for the former communists, the neo-fascists were about the only alternative

The speed of change is perhaps best measured against the minimal fluctuations in party votes in the 30 years up to 1993. The Christian Democrat vote never moved more than six percentage points.

Significantly, the polls over the past month have recorded a steady increase in the polarisation of the vote away from the Christian Democrats, and this trend seems to have been accentuated on polling day.

On the left, if such ideological labels still carry meaning, the formerly communist Party of the Democratic Left (PDS) has proved it has both the organisation and the appeal to forge successful alliances up and down the country. The PDS is also reaping the benefit of having been the first of the traditional parties to reform itself, rejecting the Communist Party name in 1991 in favour of a Social Democratic image.

The PDS has relied in most cities on linking up with the Green and Radical parties, and sometimes tha referendum reformist movemant of Mr Mario Segni, as well as dissident Christian Democrats, as in Trieste, and hardline ideological rivals, Reconstructed Communism, as in Taranto. These alliances have been able to muster on average 40 to 45 per cent of the vote.

On the right, the populist Northern League of Mr Umberto Bossi has demonstrated convincingly that it can obtain 30 per cent of the vote throughout the north and be the largest party. The party has also begun to push down towards the centre, doing well in a key city like Genoa – even if the League is unlikely to wrest the prize of the mayor's seat in the December 5 run-off.

Because all other parties "ganged up" against the League, it may not be able to obtain as much municipal power as it would like. Nevertheless, the League should benefit considerably from the new laws for national electoral laws introducing a first past the post system. And although regionally based, it can claim around 20 per cent of the national vote and rivals the PDS for the role of largest national party.

Just as the League has benefited from the discrediting of traditional parties in the north, the neo-fascist MSI has proved it can do the same in the centre and south. The MSI has done extraordinarily wall in Rome and Naples, gaining over a third of the vote and becoming the largest single party.

The MSI has since the fifties been strong in southern Italy, running second or third behind the Christian Democrats and Socialists. Bnt the sndden increase in its support is seen entirely as a protest vote to humble the former Christian Democrat and Socialist potentates. The confused ideas of the MSI, which look with nostalgia to Mussolini for inspiration, have played little role in its new appeal.

Quite simply, if voters did not wish to endorse the PDS ticket in cities such as Rome out of visceral mistrust of the communists, the MSI on Sunday was about the only alternative. Moreover, it has not been smeared by corruption, largely one suspects because it has been excluded from power by the traditional parties.

If translated into a general election, Sunday's result would cut the share of the vote of the four-party coalition supporting the government from 47 per cent to below 15 per cent. This makes the composition of parliament even more out of tune with electoral opinion and complicates the task of the Ciampi government. It makes early elections inevitable.

However, the full impact of the local elections will not be felt until after December 5 when the municipal run-off elections take place. This will be a key test for the PDS to demonstrate as in Turin in June that it can appeal beyond the Left and attract a centre vote. If it can, the party will be well placed to claim to lead the next coalition government – on Sunday's poll there would be no alternative combination.

But the collapse of the traditional centre also leaves room for someone like Mr Segni, the former Christian Democrat, to step in and pick up the pieces – and retrieve votes from the MSI and League.

All smiles yesterday from Gianfranco Fini, whose neo-fascist MSI party made big gains in the elections Reuter

Russian PM wins reformers' backing

By John Lloyd in Moscow

A consensus that Prime minister Viktor Chernomyrdin of Russia should remain in his post after the forthcoming elections appears to be emerging among Russian reformers, including leaders of Russia's Choice, the party led by Mr Yegor Gaidar, first deputy prime minister and economics minister.

Mr Mikhail Poltaranin, a colleague of Mr Gaidar in Russia's Choice and head of the Federal Information Centre, said he could see Mr Gaidar remaining the "engine of reform" while Mr Chernomyrdin "stood on the captain's bridge".

Mr Chernomyrdin said in a weekend interview: "I feel the full support of the President in carrying out my duties". He called for reforms to take a more "social direction".

Other pro-reform blocs, such as the Party of Unity and Accord led by Mr Sergei Shakhrai, have urged Mr Chernomyrdin to remain as prime ministar. Mr Alexander Shokhin, a deputy prime minister and leading member of Mr Shakhrai's party, said last week that Russia's Choice would soon endorse Mr Chernomyrdin.

Mr Sergei Yuzhenkov, Mr Poltaranin's deputy and a leader of Russia's Choice, said yesterday the group's position was to leave the choice of prime minister to the president, and make no nomination themselves. But if Russia's Choice, at present leading in the polls, does well in the elections, Mr Gaidar and his supporters may feel themselves strong enough to insist on his being chosen.

UK seeks delay in complying with EU waste water rules

By Lionel Barber in Brussels

Britain yesterday sought a delay in complying with European Union legislation on cleaning up sewage water, on grounds that the £10bn ($14.9bn) cost was five times higher than originally calculated.

Mr Kenneth Clarke, UK Chancellor of the Exchequer, told EU finance ministers his request was part of a British campaign to review, and possibly roll back, existing EU laws on cost grounds.

He served notice that the UK intended to identify other environmental and social legislation which he believed was burdening industry unnecessarily.

The UK aim is to invoke the principle of "subsidiarity" in the Maastricht treaty which calls for power to be devolved from Brussels to the lowest appropriate national, regional or municipal level. "We need to open up the whole area," Mr Clarke declared.

The 1991 urban waste water directive sets down a goal for cleaning up sewage in cities by the year 2005. Mr Clarke made clear that the principle of cleaner water was "perfectly worthwhile", but only within a stretched timetable.

The Conservative government agreed to the 1991 directive, but Mr Clarke suggested that the environment secretary at the time had in retrospect made a mistaka because the cost of compliance had risen from £2bn to £10bn.

The Chancellor said the UK's request for a new timetable was justified in order to avoid the costs of compliance being passed on to the UK consumer. He said he was also pressing for EU finance ministers to be more closely involved in general in monitoring Brussels legislation which placed new burdens on industry.

● European Community finance ministers have agreed to impose tighter checks on banks, insurance companies and investment firms to avoid another BCCI-type scandal, agencies report from Brussels.

The new rules oblige bank auditors to report any wrongdoing they spot in credit institutions and any parent company, whatever its activity. Financial institutions will have to have their head office in the same EC country as their registered office so supervising authorities can control them.

The rules widen the list of bodies entitled to access to confidential information on such institutions to barristers and accountants when making official inquiries. The legislation still needs European Parliament approval.

NEWS IN BRIEF

Bank chief appointed in Greece

Greece's Socialist government yesterday appointed Mr Ioannis Boutos, a former economy minister, as governor of the central bank, writes Kerin Hope in Athens.

The move appeared to signal that plans to make the bank independent have been shelved. Mr Boutos, 68, has no banking experience but has close ties to prime minister Andreas Papandreou.

He succeeds Mr Efthymios Christodoulou who resigned last week, together with both deputy governors.

French ratify EEA treaty

The French parliament yesterday ratified the European Economic Area treaty, Reuter reports from Paris, clearing the way for the accord, signed in Portugal in May 1992, to come into force on January 1. The treaty extends to six European Free Trade Area members – Austria, Finland, Sweden, Norway, Iceland and Liechtenstein – the European Union's single market and competition rules.

Ukraine sets currency rate

Ukraine's national bank set a new official rate of 6,980 karbovanets to the US dollar yesterday, writes Jill Barshay in Kiev. Earlier this month, a presidential decree shut down the Kiev interbank currency exchange auction, the only official market mechanism for determining foreign exchange rates. The weak interim currency had lost more than 80 per cent of its value on the exchange in three months.

Bargain prices for KIO Madrid office blocks

By Tom Burns in Madrid

Two unfinished office blocks were sold hy the Knwait Investment Office yesterday for a fraction of their market value to creditor institutions and to the parent company of one of the KIO'a earliest domestic partners.

Called the Gateway to Europe because the towers lean towards each other, the prestigious property at the northern end of Madrid was purchased hy Caja de Madrid, the city'a savings bank, representing a syndicate of 24 financial houses, and by FCC, a construction group. The buyers paid Pta16.6bn (£81.4m) at an auction held by receivers acting for Prima Inmobiliaria, the property unit of the KIO's Spanish holding company, Grupo Torras.

Two earlier auctions for the property held by the receivers had attracted no bidders when they had set reserve prices of of Pta85.9bn and Pta63bn. Under domestic receivership rules, the third auction set no price and the only buyers were Caja de Madrid and FCC which each acquired one of the blocks. An estimated further Pta7bn will be required to complete the towers.

Prima Inmobiliaria, whose subsidiary Urbanor owned the site of the twin towers and was developing the office blocks, went into receivership a week after Grupo Torras declared itself bankrupt with debts of $2.1bn (£1.4bn) in December last year. The crash of the KIO'a Spanish holding remains highly controversial owing to protracted disputes between its past and former management, and is the object of complex court litigation.

Kozyrev warns Armenia over aid

Mr Andrei Kozyrev, Russia's foreign minister, yasterday threatened Armenia with "something other than persuasion" if it did not curtail its support for the Armenian-dominated enclave of Nagorno-Karabakh in Azerbaijan. It had reached a limit, he said "beyond which...lies direct harm to Russia'a national and state interests".

This is the first time a senior Russian politician has directly threatened retaliation against Armenia for its sponsorship of the Karabakh independence movement, a sponsorship the republic has always denied. It comes after an incident at the weekend when Mr Vladimir Kazimirov, Russia's mediator in the Armenian-Azerbaijan conflict, came under fire and two Azeri escorts were injured.

At a hastily-summoned news conferenca, Mr Kozyrev demanded a public apology for the incident from Mr Levan Ter-Petrosyan, Armenia's president, along with the punishment of those responsible. He threatened an end to Russian aid if the apology were not forthcoming.

Armenia is heavily dependent on Russian assistance, especially over fuel.

Mr Kozyrev said his concern was motivated by the recent advance of the Armenian forces far beyond the enclave's borders to take wide swathes of Azeri territory, causing floods of refugees.

The conflict threatens to involve both Turkey and Iran on the side of Azerbaijan. The stage seems set for pressure on Armenia to take part in talks to end the conflict.

New offer may end compensation row

By Judy Dempsey in Berlin

Germany's coalition partners will today decide whether to accept fresh proposals for compensating former property owners in east Germany. If accepted, it could pave the way to ending a two-year-old dispute which has hindered investment in the region.

The proposals, drawn up by a working group led by Mr Friedrich Bohl, head of the Chancellery office, would increase the amount of money paid to former owners, as well as abandon a controversial tax penalty which would have been imposed on those receiving compensation.

The compromise package will leave the finance ministry with a deficit of DM10bn (£3.9bn). But it could speed up investment in eastern Germany which has been plagued by outstanding property disputes. Fewer than a quarter of eastern Germany's 1.2m claims on 2.6m titles have been resolved. Those who had property confiscated by the Nazis between 1933 and 1945, and hy the communists between 1949 and 1990 are entitled to full restitution or compensation. Owners of property expropriated by the occupying Soviet forces between 1945 and 1949 cannot get their land back. But under the latest draft proposals, they will receive the same levels of compensation.

The Compensation Fund, set up to pay former owners, will be increased hy DM4.5bn to DM17bn, and financed partly hy income earned hy the Treuhand privatisation agency.

Those entitled to compensation will receive coupons which can be cashed in from 2004. The value of the coupons will be based on the 1935 valuation of property.

Market fall blamed on money growth

By Christopher Parkes in Frankfurt

Unexpectedly strong growth in German money supply during October was blamed partly for a sharp fall in the Frankfurt stock market yesterday, but economists were divided over its impact on prospects for interest rates.

Provisional Bundesbank figures showed the broad M3 measure, seasonally adjusted, expanded at an annualised 6.8 per cent, unchanged from September, and still above the bank's 6.5 per cent ceiling.

Stock exchange traders, concerned that further interest rate cuts may be delayed, marked down stocks. The blue-chip Dax index fell 47.37 points (2.28 per cent), to close at 2,030.

Money market operators saw the rising dollar as a potential hindrance to early cuts in the Bundesbank's key discount lending rate, last reduced 0.5 to 5.75 per cent a month ago.

But economists said continuing weakness in the German economy and falling inflation would encourage the central bank to stick to its established policy of cautious easing.

Mr Adolf Rosenstock, chief economist at the Industrial Bank of Japan in Frankfurt, said he expected November inflation in west Germany to fall to 3.6 per cent compared with 3.9 per cent in October.

Figures from the federal statistics office yesterday showed west German producer prices unchanged in October, though still 0.3 per cent down on a year earlier.

Bundesbank private-sector lending rose at an annualised 9.2 per cent in the six months to the end of October, against 8.2 per cent in the same period to the end of September.

Petrochemicals in Europe face difficult future

By Paul Abrahams

FT Europe'e petrochemicals industry is facing a fundamental decline in competitiveness, according to Mr Edward Wilson, vice-president strategic planning of Dow Europe.

"The problems on the horizon loom large and the social and economic consequences are frightening," he said. The region's trada surplus in petrochemicals was ahrinking as imports grew faster than exports, European chemical output was slowing, while the Pacific region had become the fastest-growing chemical producing area, he told the Financial Times petrochemicals conference yesterday.

Europe was suffering from high monopoly energy pricing, high-cost, low productivity labour, high environmental costs, and a punishing tax regime, said Mr Wilson. In addition, the sector suffered from a lack of pipeline infrastructure to transport low-cost ethylene to low-cost downstream plastic manufacturers.

"American ethylene mannfacturers are earning twice the amount on their investment as the best European counterparts. The average return on investment in 1991 for North American producers was 28 per cent, compared with a European average of 13 per cent," said Mr Wilson.

A pick-up in the growth of the world economy next year would not bring back petrochemical operating rates back to peak levels before 1997 or 1998, said Mr Wilson. Certain sectors would continue to be troubled. Demand for PVC would be flat for the rest of the decade because of public pressure to reduce the use of chlorine, he warned.

Poor pricing was not the root cause of the industry's problems, but rather the reflection of those problems. The industry needed to rationalise, but the traditional method of looking at the viability of ethylene plants was flawed. Normally, analysts only looked at costs. If back-integration with refineries, logistics and the choice of downstream products were analysed a different picture emerged.

"Under current conditions there is a $200 difference per tonne of ethylene between the best and worst European plant, but there is a $1,000 difference between the lowest and highest margin," said Mr Wilson.

The determination of the Italian and French governments to privatise their petrochemicals companies should allow former state companies to participate in facing up to the industry's crisis, said Mr Wilson.

Ukraine shivers as energy dwindles

By Jill Barshay in Kiev

Ukraine's rapidly dwindling energy supplies have prompted the prime minister, Mr Yefim Zviagilsky, to call for an "economic state of emergency" to force energy saving measures.

The energy ministry has warned that Ukraine has reserves for just one month. If nothing was done to help import gas and oil, the ministry said, Ukraine "could expect an Armenian winter" – referring to last winter when Armenians lived without heat and electricity during their war with Azerbaijan.

Ukrainian enterprises have already been asked to reduce the gas they use by 30 per cent, and some factories have been ordered to halve their energy consumption.

Bankrupt Ukraine, reliant on Russia for about 90 per cent of its oil and gas, owes its eastern neighbour about $700m (£470m) for energy. Negotiations to swap debt for Ukraine's share of the Black Sea fleet have stalled and the republic has no money for energy shipments.

According to the energy ministry $300m worth of oil and gas is needed immediately, and it is urging the government to resume negotiations with Russia for special winter deliveries. It calculates that $9bn worth of oil and gas will be needed to get through 1994 without factory closures.

Russia has been raising energy prices in an effort to stop its subsiding of former Soviet republics. It currently charges Ukraine about 70 per cent of world prices – in roubles, rather than Ukraine's currency, which has lost more than 80 per cent of its value in the past three months.

But the Ukrainian economy has been too weak to absorb these price shocks. Kiev subsidises electricity for the domestic market by about 90 per cent, and is thus unable to cover the cost of energy imports with receipts from its sale.

Instead, the republic's leaders have used export earnings from agriculture and metals. But their recent currency control policies have discouraged official exports, leaving state coffers empty. Ukraine is only earning $15m a week, and it needs around $20m a day for energy.

Ukraine's domestic energy sector provides about half the country's needs, but is experiencing difficulties. Nuclear power stations are plagued hy shortages of fuel and safety concerns. Coal mines are nearly exhausted and are controlled by politically active unions who frequently strike.

The energy crisis is now dominating parliament, and has prompted a special energy producers' congress and an emergency cabinet meeting on the subject.

Some argue that the government needs to issue more credits, hut as the parliamentary chairman, Mr Ivan Plyshch, points out: "If you want paper, the so-called legal currency, I can give the order for the printing presses to start running right away. But that would only add to hyperinflation."

Ironically, the energy crunch is forcing Kiev's Soviet-style leaders to contemplate the previously unthinkable: closing down inefficient industries. "Since we can't stop heating homes or supplying agriculture with fuel, we must close down a number of high-energy-use enterprises," said Mr Vilen Semenyuk, energy minister. "The only other choice is to get more fuel."

Meanwhile, with temperatures touching minus 20°C, Ukrainians are adjusting to power cuts and colder homes and offices in the worst winter for 50 years.

THE FINANCIAL TIMES
Published by The Financial Times (Europe) GmbH, Nibelungenplatz 3, 60318 Frankfurt am Main, Germany. Telephone ++49 69 156 850, Fax ++49 69 5964481, Telex 416193. Represented by Edward Hugo, Managing Director. Printer: DVM Druck-Vertrieb und Marketing GmbH, Admiral-Rosendahl-Strasse 3a, 63263 Neu-Isenburg (owned by Hürriyet International).
Responsible Editor: Richard Lambert, c/o The Financial Times Limited, Number One Southwark Bridge, London SE1 9HL, UK. Shareholders of the Financial Times (Europe) GmbH are: The Financial Times (Europe) Ltd, London and F.T. (Germany Advertising) Ltd, London. Shareholder of the above mentioned two companies is: The Financial Times Limited, Number One Southwark Bridge, London SE1 9HL. The Company is incorporated under the laws of England and Wales. Chairman: D.C.M. Bell.

FRANCE
Publishing Director: J. Rolley, 168 Rue de Rivoli, F-75044 Paris Cedex 01. Telephone (01) 4297-0621, Fax (01) 4297-0629. Printer: S.A. Nord Eclair, 15/21 Rue de Caire, F-59100 Roubaix Cedex 1. Editor: Richard Lambert. ISSN: ISSN 1148-2753. Commission Paritaire No 67808D.

DENMARK
Financial Times (Scandinavia) Ltd, Vimmelskaftet 42A, DK-1161 CopenhagenK. Telephone 33 13 44 41, Fax 33 93 53 35.

Cuba set for 'collective government'

By Canute James in Kingston

Cuba is changing its method of government to a more collective form of administration, according to Mr Roberto Robaina, the foreign minister.

Speaking in Jamaica at the weekend, he said the switch away from dependence on the leadership of one person – a situation that has existed for the past 34 years – was part of the political and economic changes being implemented by President Fidel Castro's administration.

The changes would mean that the country's future would not depend on a new person appearing to succeed President Castro, but on a strong collective leadership.

Mr Robaina, who is making official visits to several of Cuba's neighbours, is himself reported to be favoured by Mr Castro to play a prominent role in the island's political leadership, and could be the next president.

Earlier this year President Castro said he hoped it would not be "necessary" for him to be president when his current term expired in five years.

"Fidel has been urging this change for a long time," Mr Robaina said. "There are now many of the younger generation involved in this leadership project."

The minister gave no details of how the collective form of government would work, nor who would be involved. Diplomats in Havana said yesterday that the plan to move away from strong individual leadership was an attempt by President Castro to forestall any internecine fights among aspiring successors.

China's President Jiang Zemin paid a brief visit to Cuba at the weekend, Reuter reports from Havana. President Fidel Castro described the visit, the first by a Chinese leader, as a gesture of great friendship, adding that Chinese socialism had achieved "colossal successes."

Mr Jiang spent just under a day on the island on his way to Brazil after attending the Pacific Rim conference and meeting President Bill Clinton last week.

The government, which has been seeking private foreign investment in Cuba's embattled economy, has introduced several economic changes in the past six months, allowing private and co-operative farms and permitting Cubans to hold and use foreign currency.

Mr Robaina denied the changes were the result of US pressure.

"My country is suffering not only from the economic blockade by the US but also from the collapse of its economic relationship with the former Soviet Union," he said.

"In a changing world it is necessary for everyone to find his own way. Cuba is inserting itself into the world economy and not just trying to settle its relations with the US."

Cuba was willing to discuss the economic embargo with the US, but would do so on the basis of "mutual respect" and without preconditions, he said. "We have always been in a position to talk and the only condition which we have strongly stated is mutual respect," he said.

UPHILL TASK: *Fernández de Cevallos, the National Action Party's newly appointed presidential candidate* Associated Press

Mexican centre-right in poll choice

Mexico's centre-right opposition National Action Party has chosen Mr Diego Fernández de Cevallos, the party's leader in the House of Deputies, as its candidate in next year's presidential election, writes Damian Fraser from Mexico City.

Mr Fernández de Cevallos is from the faction of PAN which supports co-operation with the ruling Institutional Revolutionary Party. He negotiated with the PRI the recently approved democratic reforms, criticised by many in PAN and on the left.

The candidate was elected with 65 per cent of the vote of party members. The PRI has been in power for 64 continuous years, and is overwhelming favourite to win next August's election.

Mr Fernández de Cevallos is little known outside Mexico City, and his aloof manner may put off many voters. His candidacy has been widely interpreted as a help to Mr Cuauhtémoc Cárdenas, the presidential aspirant from the leftist Party of Democratic Revolution.

Peru aims to renegotiate $7bn debt

By Sally Bowen in Lima

Peru's economy and finance minister, Mr Jorge Camet, meets the country's leading commercial bank creditors in New York today following the approval of a law which will allows bank debt to be used as payment in privatisations.

Mr Camet and the banks, led by Citibank, are aiming to initiate renegotiation of Peru's $7bn debt with about 230 international commercial banks.

Peru's Congress approved the law, under pressure from the administration of President Alberto Fujimori, late on Friday.

However, it left in place a potential stumbling block to the negotiations with the banks by postponing debate over recognition of a controversial $20m loan. The loan from Chemical Bank and American Express, mada in 1984 for the purchase of two steamships, was repudiated by former president Alan Garcia on the grounds it was fraudulent.

In Lima, the new legislation provoked sharp criticism from some economists. They say it confuses two contradictory objectives: the reduction of Peru's total debt stock and the attraction of more bidders to the sluggish privatisation programme. They accuse the leading banks of exerting undue pressure on the government to benefit from the spiralling value of Peru's debt paper in the secondary market.

Three years ago, Peruvian secondary debt was quoted at an all-time low of around 4 cents on the dollar. By February this year it had climbed to 20 cents and now stands at about 54 cents, even though Peru's capacity to pay is unchanged. The country's entire foreign debt totals some $22bn, more than six times annual export revenue.

The precise amount of the commercial debt has yet to be determined. Principal is only $2.7bn, but interest and penalties since Peru halted service have pushed the total to between $6.5bn and $7bn.

According to economy ministry figures, the new law frees more than $10bn of secondary debt paper for privatisations.

Sumitomo fined in Canada

A Canadian court has fined the local subsidiary of Japan's Sumitomo Chemical C$1.25m (£641,000) for taking part in an international conspiracy to rig the market in forest insecticides, reports Bernard Simon from Toronto.

The fine against Sumitomo brings total penalties imposed on three multinationals involved in the arrangement to C$5.4m. Chemagro, a subsidiary of Bayer, the German chemicals group, was earlier fined C$2m for two separate infringements. Both companies pleaded guilty.

Sumitomo and Chemagro arranged in the late 1980s to share the market for a chemical insecticide used by provincial forestry agencies and private companiea in Newfoundland and New Brunswick. Tha conspiracy was uncovered when US-based Abbott Laboratories disclosed its involvement in another arrangement with Chemagro.

Curaçao votes to stay put

Curaçao has voted overwhelmingly to remain within the Netherlands Antilles federation, rejecting the options of being an overseas possession of the Netherlands or of political independence, reports Canute James from Kingston.

The vote at the weekend was to determine whether the 170,000 people of tha Caribbean island wanted to follow neighbouring Aruba which left the federation four years ago. The islands are a growing offshore banking and financial services centre, and also depend on tourism.

The Dutch Caribbean islands are responsible for all aspects of their administration, except foreign and military affairs which are controlled by the Dutch government. Persistent reports of official corruption and laundering of drug money have caused the Hague to consider increasing its influence in local affairs.

DC fails to win statehood vote

By Jurek Martin in Washington

Supporters of statehood for the District of Columbia were yesterday claiming a symbolic victory even after the House of Representatives voted down a proposal to bestow full democracy on the nation's capital.

Sunday's 277-153 vote came as no surprise. Only one Republican supported statehood, along with about 60 per cent of the Democrats voting.

In reality, the prospects of DC ever gaining full independence, meaning two senators and at least one member of the House as well as much greater financial autonomy, never stood a chance.

The capital's budget is still mostly determined by Congress, supplemented by local property and sales taxes. Its mayor and city council are elected by popular franchise, as is the delegate it sends to the House, whose vote, however, is not counted if a result hangs on it. The 600,000 residents do vote in presidential elections, however.

Mr Jesse Jackson, a leader of the statehood movement, complained that the White House had not worked hard enough for the lobbying campaign, though President Bill Clinton is on record as supporting independence.

But the DC delegate, Mrs Eleanor Holmes Norton, said she was "ready to declare victory right now", mostly because the House debate was the first time either chamber had considered statehood in full session.

The principal Republican objection is a natural aversion to creating two new senators, both very likely to be liberal Democrats and probably black, given tha District'a political and racial composition. But even prominent Democrats like Mr John Dingell from Michigan argued in the debate that federal interests in the capital city needed the continued protection of Congress.

More than that, there is a common perception that DC is badly governed as it is, particularly in its attempts to combat violent crime, now running at an all-time high. Last month, Mayor Sharon Pratt Kelly asked for powers to call in National Guard reservists to help police the streets, but was rebuffed by Mr Clinton.

Successive DC governments have also been scandal-prone, especially that of the previous mayor, Mr Marion Barry. He served a jail sentence for narcotics offences, but once released was promptly elected to the city council and retains a sizeable local following.

The principal pro-statehood argument is that it is anomalous that the residents of DC, more numerous than in half a dozen other states, are not fully enfranchised.

More non-stop daily services to the USA

ONLY ON TWA

The most legroom to the USA in economy.

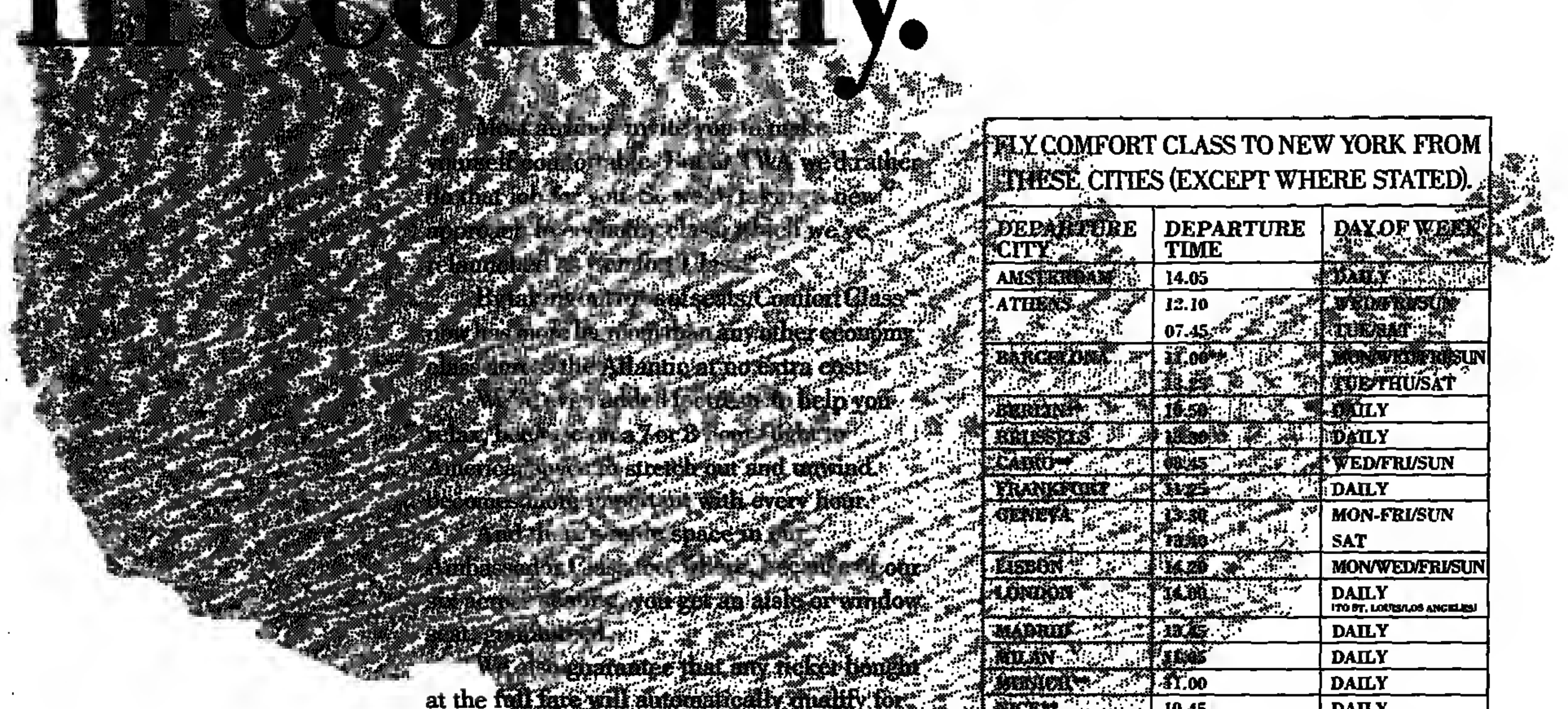

[illegible]

at the full fare will automatically qualify for an upgrade to another class.

Our new winter schedule now provides a more convenient service for all our passengers and we serve over 100 destinations throughout the USA.

You'll also find that our FFB Program is one of the fastest and easiest ways to earn free travel and upgrades, and we'll be announcing further enhancements including some exciting new partners.

For details of TWA's new Comfort Class™ just call TWA or your local travel agent.

FLY COMFORT CLASS TO NEW YORK FROM THESE CITIES (EXCEPT WHERE STATED).

DEPARTURE CITY	DEPARTURE TIME	DAY OF WEEK
AMSTERDAM	14.05	DAILY
ATHENS	12.10	WED/FRI/SUN
	07.45	TUE/SAT
BARCELONA	11.00**	MON/WED/FRI/SUN
	[illegible]	TUE/THU/SAT
BERLIN**	16.50	DAILY
BRUSSELS	[illegible]	DAILY
CAIRO**	[illegible]	WED/FRI/SUN
FRANKFURT	[illegible]	DAILY
GENEVA	13.30	MON-FRI/SUN
	[illegible]	SAT
LISBON	[illegible]	MON/WED/FRI/SUN
LONDON	14.00	DAILY (TO ST. LOUIS/LOS ANGELES)
MADRID	[illegible]	DAILY
MILAN	[illegible]	DAILY
MUNICH**	11.00	DAILY
NICE**	10.45	DAILY
PARIS	12.00	DAILY
	17.00	DAILY
	11.45	DAILY (TO BOSTON/ST. LOUIS)
	17.00	DAILY (TO BOSTON)
	11.30	DAILY (TO WASHINGTON)
	11.30	MON-FRI/SUN (TO ATLANTA)
ROME	10.55	DAILY
TEL AVIV	06.40**	MON/WED/THU/SAT/SUN
	09.00	TUE/FRI/SUN
VIENNA**	10.45	DAILY
ZURICH**	08.45	MON-FRI/SUN
	14.25	SAT

Schedule effective 1st November 1993 and subject to change. Additional flights available based on demand.

TWA® The most comfortable way to fly.™

*Subject to Availability. **Direct service with one stop.

EU members to keep up Nigeria arms sales

By Michael Holman, Africa Editor

Britain, Germany and other European Union countries are expected to maintain existing arms sales contracts to Nigeria despite last week's assumption of power by General Sani Abacha, the country's defence minister.

European foreign ministers are preparing a joint response to the forced resignation of Chief Ernest Shonekan, Nigeria's civilian head of government, but are understood to have ruled out a ban on current arms supplies. At least two European countries have substantial arms contracts with Nigeria.

Britain is supplying 150 Vickers tanks under a deal negotiated two years ago. The order is thought to be critical to Vickers' Newcastle factory, where 750 jobs would be lost if the plant closed.

The Nigerian Air Force is understood to have ordered Air Beetle training aircraft made by the German manufacturer Dornier, cancelling the provision in the 1993 budget to buy 36 Slingsby Firefly aircraft at a cost of N500m (based on exchange rate of N20 to the dollar). The British-built Fireflys were the only defence item specified in the 1993 spending plan.

Gen Abacha: contracts safe

A local press report said the new order is for 100 German aircraft (64 more than budgeted) and would mean one trainer for each trainee pilot in the air force.

In a confidential report to the Shonekan administration, delivered at the end of August, a committee appointed to monitor state spending warned that the country's defence ministry had run up "huge debts" which the government would be hard pressed to meet.

Gen Abacha' action was strongly condemned by Mr Douglas Hurd, British foreign secretary. He deplored "the decision of the Nigerian military to reverse the democratic process in Nigeria and to dissolve all democratically elected institutions... Mr Hurd went on: "Military dictatorship cannot solve Nigeria's problems. This is a serious step backwards, not only for Nigeria but for Africa as a whole."

A package of limited international sanctions was introduced earlier this year, after President Ibrahim Babangida annulled the June presidential poll and extended military rule beyond the promised August handover date. He subsequently stood down after extending Mr Shonekan's tenure as head of an interim government, which promised fresh election in February and a handover in March.

In response, Britain suspended visas to military members of the government and ended military training programmes.

In an address to the nation shortly after taking office, Gen Abacha promised a constitutional conference in the coming months but has not given a new date for civilian rule.

Nigerians returned to work on Monday after the main trade union federation reached an agreement with the government on domestic fuel prices and called off a week-long strike.

Kenya seeks 'substantial' support

By Michael Holman and Leslie Crawford

Kenya is seeking "substantial" financial support to clear external debt arrears and close projected gaps in the balance of payments. Mr Musalia Mudavadi, minister of finance, told a donors' meeting in Paris yesterday.

The consultative group meeting, chaired by the World Bank, is the first since November 1991, when donors froze new aid until the government implemented political and economic reforms.

The intervening two years had seen "fundamental political and economic change", Mr Mudavadi told the conference. He did not, however, set a target for aid pledges. Debt arrears, thought to total $700m will not be negotiated at the Paris meeting, but discussed directly with creditors.

Mr Mudavadi appealed for help in meeting a food shortfall of 1.25m tonnes, from July 1993 to September 1994, which will cost $200m. The shortage has been caused by poor rains.

Reviewing developments in the economy, the minister said the government had completed a policy framework paper which had been put to the IMF and World Bank.

Inflation had been brought down from 100 per cent to 50 per cent, and the underlying rate on a three month annualised basis was 24 per cent.

Acknowledging that this year's budget deficit of 6.1 per cent of GDP was high, the minister said the government planned to bring this down to 2.9 per cent in 1994-95.

Spending cuts would include a reduction in state employees, by 16,000 a year over the next three years.

Donors acknowledge significant progress in recent months.

As well as curbing inflation, Mr Mudavadi has liberalised trade, floated the shilling, and cracked down on financial wrong-doing in the banking sector. He has even managed to dislodge some of the worst abusers of public office from their sinecures at the central bank and certain parastatal companies.

But donors yesterday expressed concern about ethnic clashes in which more than 1,000 people have been killed, with Kikuyus taking the brunt of the casualties. Mr Mudavadi gave details of a $20m programme to assist the victims.

Diplomats were cautious in their response yesterday, suggesting that the restoration of fast-disbursing aid will be modest, and linked to further progress in economic reforms.

Japan spearheaded Kenya's financial rehabilitation last month with a new $77m credit. The World Bank has about $120m in suspended programme assistance; the IMF another $60m. Together, these funds should help cover Kenya's balance of payments gap next year.

A small group of right-wingers marching on parliament in Cape Town yesterday as South African MPs started a three-week session summoned to adopt a transitional constitution which will end white rule in April next year. President F W de Klerk said the session "might in all probability be the last session of parliament constituted as it is at present... We have a constitution... which once and for all will get rid of the albatross we have had around our necks for the past 300 years, namely that we did not have a fair and just system." Legislators from the ruling National party had earlier closed ranks behind Mr de Klerk after a four-hour meeting.

Egypt denies Israeli gas deal

The Egyptian oil ministry yesterday denied it had agreed to supply natural gas to Israel through a pipeline to be built from the Nile Delta, Reuter reports from Cairo.

Oil Minister Hamdi el-Banbi said in a statement that he and Israeli Energy Minister Moshe Shahal had agreed to co-operate closely and exchange visits by experts.

But his spokesman, Mr Mohammed Shawkat, denied a statement by Mr Shahal's ministry that Egypt had agreed to supply Israel with 2m tonnes of natural gas a year for 25 years, using a pipeline that would also supply the Gaza Strip.

"There is no mention of any pipelines or agreements to supply certain amounts of natural gas to Israel and any reports to this effect are factually wrong," Mr Shawkat said.

"We have only said Egypt is willing to export any gas surplus, if any, at market prices," he said. "This does not necessarily mean Israel specifically."

Brokers' pilgrimage fails to stop the fall

Emiko Terazono on mysticism and some material facts affecting the stock market

Sixty officials from leading Japanese brokerage houses made a pilgrimage earlier this month to the Grand Shrine of Ise, the sanctuary of the Shinto sun goddess, to try to stop the fall in the Tokyo stock market.

It didn't work. Yesterday the Nikkei 225 index fell to an eight-month low of 17,384.84, down 14 per cent from a month ago.

"It feels like August last year [when the market hit a six-year low]," says Mr Geoffrey Barker, economist at Baring Securities in Tokyo. "Liquidity is being drained from the market and the government is doing little to help."

The catalysts for the fall have been technical, as they were last year. The October listing of East Japan Railway, the largest flotation since 1987, drained liquidity from the stock market. A shift in trading from the Nikkei 225 index to the Nikkei 300 index has also caused investors to unload stock excluded from the new index, which has exaggerated the fall.

Such selling has been felt strongly in a market lacking support from public pension and insurance funds. In addition, overseas investors, who were attracted to the market since the yen's appreciation against the dollar earlier this year, are no longer buying as the yen has started to retreat.

Technical factors aside, underlying confidence over the economy and corporate earnings has continued to deteriorate and investors have become increasingly uneasy at the price of shares. After a spate of poor earnings estimates for the year to March, prospective price-earnings ratios were pushed as high as 95 at the end of October.

Many of the companies that reported interim earnings during the past few weeks have revised downward their profit estimates for the latter part of the year. According to the Nihon Keizai Shimbun, the business daily, pre-tax profits at 1,237 leading businesses are expected to fall 21 per cent for the year to March and there are fears a recovery may not be seen until late next year.

> The stock market is warning that earnings will not recover without shedding jobs

Nippon Life, the country's largest life assurer, says the market's support levels lie around 17,000 on the Nikkei 225 or 1,430 on the Topix index, 4.2 per cent below yesterday's close. Many analysts are disinclined to predict how low the market could fall if shares do pass through these points.

With bank lending already weak from slack demand for funds, government officials have repeatedly refused to support the stock market, arguing that the effects on the financial system are limited.

However, the impact of a further market fall on business sentiment could be devastating as companies may no longer be able to treat unrealised profits on shareholdings as a buffer against poor earnings. Further erosion of such unrealised gains could spark profit-taking. Banks, which want to use profits on long-term shareholdings to cover losses from write-offs of their mounting bad loans, are also likely to need to realise profits before share prices fall further.

For a full recovery in share prices and investor confidence, an upturn in the economy is essential but, what is more important, corporate leaders need to implement aggressive restructuring to cut unwanted costs. For the past year, leading companies have been announcing cost-cutting plans consisting of restraining capital investment, shuffling staff and curbing production. All have seemed half-hearted by western standards.

Mr Kazuo Tamayama, director at Yasuda Kasai Brinson Investment Management, says the stock market will bottom out around April next year when companies depart from the Japanese corporate tradition of life-time employment and start shedding staff. "The stock market is sounding its bell, warning that earnings will not recover unless companies make that big decision," he says.

See World Stock Markets, Back Page, Section 11

Furniture future for Ghana's forests

Leslie Crawford on a company developing a downstream industry

Afromosia, asanfuna, iroko, utile... these mysterious African names for the towering giants of Ghana's tropical forests are being tamed by a pioneer furniture exporter in the heart of the jungle.

Scanstyle Mim is an unlikely candidate to be blazing a trail in Ghana's attempts to add more value to its $130m-a-year timber exports.

The company's main contact with the outside world is through a crackly radio transmitter. Ghana's national electricity grid only reached the factory in Mim last year. Yet Scanstyle is responsible for more than 90 per cent of Ghana's furniture exports. Its earnings are modest – $6m last year – but the potential is huge. The company's turnover has grown six-fold since 1982. And in terms of added value, Scanstyle's furniture earns five times as much as the same volume of unprocessed timber.

To date, however, few logging companies in Ghana have dared to follow in Scanstyle's path. The reason, says Mr Kwabena Pepera, the company chairman, is that logging earns more money with less risk. "You can sell lumber to anyone, but if an important consignment of furniture is rejected, you risk bankruptcy."

Mr Pepera believes many Ghanaian manufacturers find it difficult to export because they cannot meet the quality standards demanded by overseas customers.

But technology is only one of the hurdles in the export race. Local manufacturers often have little knowledge or experience of marketing their products abroad. And the financial system in Ghana is not yet geared to providing pre-export finance or long-term capital for new plant and machinery.

In its own small way, Scanstyle is a textbook case of how these obstacles were overcome.

The company was set up by a Norwegian in 1968, who spotted an opportunity to use the offcuts of a large sawmill in Mim to produce flooring and panelling. In the early 1980s, the Norwegian decamped to Singapore, frustrated by the government curbs on his business in Ghana. What he left behind, however, was a knowledge of the European furniture market and the quality standards required to keep customers happy.

"Under the old government controls," Mr Pepera recalls, "we could not export a single chair. But we had Lebanese traders coming from the Ivory Coast and paying cash to smuggle our goods through the jungle." Times have changed. Since Ghana embraced free-market reforms in 1983, life for exporters has become easier. There is less red tape: export and import licences have been abolished; foreign exchange controls scrapped; and the cedi has been devalued, making Ghanaian exports more competitive abroad.

Scanstyle began by exporting knocked-down furniture components. It moved on to assemble some of the garden furniture and chair parts at the factory before shipping them in flat-pack form. With the help of a $400,000 Japanese loan, the company has bought computer controlled lathes from Italy that will allow it to tackle more complex furniture.

Mr Pepera's main headache is the fight for logging concessions. These are carefully rationed by the government because of deforestation of the country. His needs are modest compared to the appetite of the Goliaths of the logging industry, but he has only obtained permission to exploit 60 square miles of forest. He says he needs five times that area to meet export demand.

Scanstyle's biggest market is the UK, where it sells garden furniture and chairs in tropical hardwoods. The company also exports to Germany, Italy and Ireland.

"The government is very strict about where and what you can cut, and the spacing between fellings," Mr Pepera says. "Some of the old lumber guys have been so ruthless that certain species are almost impossible to find. We are importing Afromosia from the Cameroons."

He hopes his business will expand when a government ban on the export of raw timber comes into force in 1994. Somehow, he doubts the ban will be enforced. Ghana is desperately short of foreign exchange, and timber exports earn $130m a year. Logging is the biggest money spinner after cocoa and gold.

But if the government wants to promote export diversification – a key to its economic strategy – it is going to have to push loggers into downstream processing.

"Fairly soon Ghana will have to take a deep breath and decide where it wants its forestry industry to go," Mr Pepera's son Paul, the company manager, argues. "Indonesia banned log exports in the 1980s and the local industry responded with a tremendous investment drive into moldings and furniture. Indonesia's ban was what enabled the country to cross the rubicon into value added exports."

It is what he hopes will happen in Ghana.

Pyongyang plays a high-stake poker game

North Korea and the US are engaged in a race against time, writes John Burton

The presidents of the US and South Korea are expected to make a last-ditch attempt to persuade North Korea to abandon its nuclear weapons programme when they meet in Washington today.

In an effort to defuse the mounting tension between North and South Korea, President Bill Clinton and President Kim Young Sam are likely to offer to suspend the joint annual Team Spirit military exercise in South Korea. In return, they will seek a resumption of international inspections of North Korean nuclear facilities and talks on de-nuclearisation of the Korean peninsula.

The deal could pave the way for settlement of a dispute sparked in March by North Korea's threat to withdraw from the nuclear non-proliferation treaty. If Pyongyang offers proof it has ended its nuclear arms development programme, the US has suggested it might grant diplomatic recognition and provide economic aid.

The latest US initiative follows a statement by North Korea that it would consider a package of simultaneous compromises with Washington.

Both sides are racing against time. A possible declaration in the next few weeks by the International Atomic Energy Agency (IAEA) that North Korea has broken nuclear safeguards by refusing to accept inspections could force the UN Security Council to consider economic sanctions on Pyongyang. That might trigger a hostile response by North Korea and lead to a conflict in the most heavily-armed area on the planet.

"A war on the Korean peninsula might last only a month and end in the defeat of North Korea, but the destruction would be unimaginable," a western diplomat said. Whether such an apocalyptic event will occur depends on North Korea's true intentions in provoking the crisis and the west's response to it.

The prime aim of Pyongyang's nuclear weapons programme seems to be to ensure survival of North Korea and the ruling family of President Kim Il-sung.

North Korea is confronting increased problems in the post-Cold War world. Its economy has shrunk by an annual 5 per cent in the past three years. Reports persist of disturbances caused by food shortages. Abroad, collapse of the socialist bloc has left the North isolated, as witness the recent 140-1 vote in the UN General Assembly urging Pyongyang to comply with nuclear inspections.

The North has lost the support of one key ally, Russia, and relations have cooled with another, China, after Moscow and Beijing set up diplomatic ties with Seoul. Even the North's conventional military force, although bigger than the South's, is ageing, while Seoul rapidly modernises its army.

It is an insecure North Korea that views nuclear weapons as the ultimate guarantee of its continued existence. "It's the last card they have left to play," says Mr Adrian Foster-Carter, director of the Leeds University Korea Project.

But how Pyongyang plans to use that card is open to question. Some of those who favour a hardline approach to the North Korean nuclear issue argue that Pyongyang may be intent on taking South Korea by force once it completes the development of nuclear weapons. Possession of nuclear missiles aimed at US military bases in Japan might force the US to think twice about supporting Seoul in a conflict.

But other analysts believe North Korea would never risk invading South Korea again as it now lacks powerful allies. Instead, Pyongyang is engaged in a high-stakes game of diplomatic poker, using its nuclear programme as a means to win concessions. These would include US diplomatic recognition, which would imply international acceptance for the permanent division of Korea, and western economic aid. Adding to the uncertainty over North Korea's nuclear programme are varying estimates of how close Pyongyang is to producing a nuclear weapon. US intelligence estimates range from a few months to five years.

Whatever North Korea's nuclear intentions are, the US has based its opposition to Pyongyang's possession on two main grounds: one, it would deal a blow to efforts to stop nuclear proliferation. North Korea's acquisition of nuclear weapons, despite being a signatory to the nuclear safeguards treaty, would encourage others to violate the agreement; two, the US fears a renegade North Korea could provoke a nuclear arms race in north-east Asia by forcing Seoul and Tokyo to follow suit. Pyongyang might also emerge as a supplier of nuclear technology to other anti-western nations.

The US has few options to stop North Korea's nuclear programme. A pre-emptive attack on the North's Yongbyon nuclear facilities is highly unlikely; it would almost certainly precipitate an attack on South Korea.

Economic sanctions are also questionable. China may veto a sanctions resolution in the UN as it tries to extend its influence in the region by protecting North Korea. The US is urging Beijing to support sanctions if China's efforts to intercede with the North Koreans fail.

Even if sanctions are imposed, they could be ineffective. North Korea's border with China, its chief outside source of oil and food, is porous.

Moreover, sanctions could provoke an attack by North Korea. "Sanctions are regarded as being perilously close to an engagement of war and the North may see no alternative but to fight," one diplomat said. For this reason, China, South Korea and Japan are urging the US to be cautious over sanctions.

The US so far has pursued a conciliatory approach to solving the nuclear inspection issue. But pressure is growing in Washington for the Clinton administration to adopt a tougher approach if North Korea refuses to accept IAEA inspections soon.

"The Clinton administration is already being criticised for being weak on foreign policy; to some in Washington the offers to North Korea smack of appeasement. I don't know if the administration could sell diplomatic recognition to the US public and media even if North Korea accepts full inspections," one US official says.

If North Korea is engaged in diplomatic brinkmanship, it may have to decide soon whether to accept the present package of US concessions, instead of holding out for more and risking seeing them disappear.

Washington and Pyongyang may be seriously seeking a negotiated solution to the dispute, but the situation is still fraught with possibilities for miscalculation, and for conflict.

Assembly of Black Hawks

Korean Air defiant over helicopters

By John Burton in Seoul

Korean Air yesterday said it would not comply with a government order to transfer the equipment and technology for assembling engines for the American UH-60 Black Hawk helicopter to Samsung Aerospace.

The Korean Defence Ministry announced yesterday that Samsung Aerospace would become the sole engine manufacturer for a second order of 57 Black Hawk helicopters. Korean Air was appointed by Seoul in 1990 to assemble the first 81 UH-60 helicopters and engines bought by the country's armed forces.

South Korea's main airline, which has ambitions of developing aerospace manufacturing, argued that the transfer of the licensed technology cannot be done without the approval of General Electric of the US, the engine's original manufacturer.

Korean defence officials said, however, they foresaw no problem from GE in transferring the license to Samsung.

Korean Air also claimed the change would disrupt its current production of the UH-60 engines.

Samsung already provides some key UH-60 engine components to Korean Air, which is part of the Hanjin business group.

The Defence Ministry explained that the measure would save almost Won10bn (£8m) by concentrating both the manufacture of engine parts and engine assembly under Samsung.

The decision comes at a critical point as South Korea's aerospace companies, which also include Hyundai Precision and Daewoo Heavy Industries, are seeking foreign technology to expand their activity into civilian aviation and achieve the government's goal of transforming South Korea into one of the world's 10 biggest aircraft manufacturers.

The Korean aerospace industry now largely consists of assembling US military aircraft under license and supplying components for foreign-built passenger jets.

NB POWER

One Ticket. One Airline. All Of America.



If you're traveling to the United States, consider this: Delta Air Lines can take you nonstop to more cities in the U.S., from more cities in Europe, than any other airline in the world. And once you're in the U.S., Delta can take you on to more than 250 cities across America. Conveniently. Comfortably.

For reservations or information, contact your Travel Agent or Delta. No other airline gives you so much of America from so much of Europe.



©1993 Delta Air Lines, Inc.

Chopard
GENÈVE
depuis 1860

THE PERFECT UNDERSTATEMENT

Automatic watch of simple elegance – A sign of our time – Ref. 16/1216 – Available in platinum or 18ct gold

Chopard Boutique · 14 New Bond street · London · Tel. 071/409 3140 and leading watch-specialists throughout the United Kingdom.

The Peacekeeper Bear

...in the home, in the office or on the road. When times get tough, place me in the middle of it all and think about the thousands of UN Peace-keepers in the world who have a far more difficult job than I have.

Today there are 13 UN Peace-keeping operations. From Cambodia to Cyprus, Bosnia to Western Sahara you will find UK service men and women attached to the UN. Over three and a half thousand of them.

They have a difficult, demanding and often heart-breaking mission. Every day UN Peace-keepers put the pursuit of peace above personal risk. Many hundreds have been killed.

They deserve our support.

The Peacekeeper Bear is a symbol of hope for peace and recognition of the role played by UN Peace-keeping Forces worldwide. By displaying a Peacekeeper Bear you can let the Peace-keepers know they're not alone.

You can order your Peacekeeper Bear - £11.00 (inc p&p) -by calling this telephone number (calls 36p-minute cheap rate 48p-minute other)

0891 664 664 UNA-UK

SHOW YOU CARE - DISPLAY A PEACEKEEPER BEAR

United Nations Association-UK, 3 Whitehall Court, London SW1A 2EL

The Financial Times plans to publish a Survey on

Environmental Management

on Thursday, December 16.

The recession may have diminished consumer interest in the environment, but equally potent legislative and business pressures have taken their place.

For more information please contact:

ALICIA ANDREWS
Tel: +44 (0) 71 873 3565 Fax: +44 (0) 71 873 3062

FT Surveys

Gatt negotiators balk at US tax demands

By David Dodwell, World Trade Editor, in Geneva

The US's top tax official arrived in Geneva yesterday intent on justifying to internatinnal trade negotiators why his country wants the freedom to treat foreign services companies differently for tax purposes from local companies.

The proposal – for a US exemption from the obligation under tbe proposed Uruguay Round agreement on global trade liberalisation to provide "national treatment" on taxes for foreign service providers operating in the US – has provoked a storm during the final stages of negotiation in Geneva. "Trade negotiators in Geneva may not be tax experts, but tbey are not fools," one senior negotistor commented.

Negotiators claim the US demand, which would be illegal under the rules of the General Agreement on Tariffs and Trade if it were applied to manufactured goods, would torpedo Uruguay Round efforts to liberalise trade in financial services. This in turn would hobble plans to bring services trade within the scope of Gatt rules for the first time in the Gatt's 45-year history.

Consequently, Mr Les Samuels, assistant secretary for tax affairs in the US Treasury, will face a barrage of criticism in his Geneva meetings. This will range from claims that the US wants to have its cake and eat it, to threats withdraw nffers to open up financial services markets.

"We have already gone a long way to accommodate US concerns in the draft agreement," said one negotiator. "To be told at the eleventh hour that even this is not acceptable bas caused a major and violent reactinn."

This has prompted Mr Peter Sutherland, Gatt's director-general, to voice concern about "certain positions which have been taken recently on financial services [which] may prove to be utterly counter-productive". He added in a formal statement: "Unless there is an urgent review of these positions, not only will the effort we have made.... to improve existing offers falter, but the important progress that we have already achieved may begin to unravel."

One senior Gatt negotiator commented: "The US has failed to show why it is unable to accept a fairly gentle discipline that everyone else is willing to accept. It seems simply to be a matter of asserting the supremacy of US tax policy." He complained that US policy appeared to have been driven by "mid-level blinkered bureaucrats, without reference up to the top".

This is unlikely to have been the case, however. Mr Lloyd Bentsen, US Treasury secretary, has faced pressure from both Senate and Congressional committees to examine tax treatment of foreign companies. Many in the US accuse foreign companies of dodging payment of US taxes by using transfer pricing policies that minimise the value added by US operations, and hence the local tax liability.

There are indications that US trade negotiators, who cede to US treasury officials in negotiations on financial services, have scant sympathy for the treasury's negotiating position on tax. They share concern that it could compromise US negotiating objectives in other areas of the wide-ranging Uruguay round package.

Gatt gladiators Peter Sutherland (above), Mickey Kantor (left) and Leon Brittan. The fight for agreement is intensifying as time runs out

Reuter/Associated Press/Tony Andrews

Sparks fly in steel clash

Issue is deadlocked, writes Frances Williams

The row over steel between the US and the European Union is expected to be one of the most contentious items addressed by Sir Leon Brittan, chief EU trade negotiator, and Mr Mickey Kantor, US trade representative, in their Washington talks which began yesterday.

The issue threatens to pose a serious obstacle to a wide-ranging package of market-opening measures for industrial goods in the Uruguay Round of global trade talks, due to end on December 15.

Negotiators from 36 leading steel producers meeting in Geneva last week failed to make progress in negotiating a multilateral steel agreement (MSA), on which a provisionally agreed zero-tariff deal for steel depends.

Zero tariffs for steel are a hefty slice of the value to the EU of the US tariff nffer, without which officials say the deal would be seriously unbalanced.

The MSA talks are deadlocked over US insistence that allowable subsidies, such as those for environmental improvement, plant closure and research and development, should be actionable under domestic anti-subsidy laws. The MSA as drafted would outlaw most subsidies to the industry, alongside a 10-year pbase-out of tariff and non-tariff barriers to steel trade.

The EU and otbers, still smarting from a string of anti-dumping and countervailing duty suits nn their exports brought by the US steel industry last year (most of them later rejected), want strong MSA provisions to prevent further harassment and immediate agreement to lift duties.

Both sides have made limited gestures of flexibility but a sticking point has been Washington's refusal to deny its steel industry the right to petition the government for action.

A senior US official said a new working draft would be presented to the next MSA meeting in December, but expressed little optimism.

Boost for UN drive to cut costs of trade

By Frances Williams in Geneva

World trade could receive a sharp "boost" from a UN symposium on trade efficiency to be held in the US next October, the UN Conference on Trade and Development (Unctad) said yesterday.

The symposium will focus on the use of technology to encourage more companies, especially smaller ones, to enter international trade, and to cut the costs and paperwork involved in overseas transactions. These costs, currently estimated at around $300bn (£200bn) a year in global terms, could be cut by $75bn or 25 per cent within 10 years by simpler procedures and more electronic or "paperless" trading, according to Unctad.

The centre-piece of the symposium will be the rapid development of trade points, centres which bring all the services needed by exporters under one roof. Over 80 rich and poor countries now have or are planning trade points, which cost anything from $30,000 to $1m to set up.

The centres bring together in one place government departments, customs authorities, chambers of commerce, banks, insurers, freight forwarders and other agents in trade transactions. Companies have access to computerised information on markets, potential clients, tariffs and trade rules and, from next year, to an electronic network linking trade points worldwide.

Delegates from about 70 countries met in Geneva last week to make plans for the trade efficiency symposium, which will be held in Columbus, Ohio. The trade point in Columbus, inaugurated last month, is a "virtual" trade point linking users and service providers electronically.

Ms Elizabeth Shelton, who chaired last week's meeting, said yesterday that trade points had already proved their worth. In Algeria, the number of players in international trade had expanded from 20 to 2,500. Mr Torbjörn Blomfeldt, secretary general of Finpro (Finnish Committee on International Trade Procedures), said last week that a typical trade transaction involved 27 different parties, 60 original documents and 360 document copies. "The procedures are so complicated smaller companies are hesitant to enter international trade", he said.

Foreign investment projects in Hungary top $3bn

By Frances Williams

The value of foreign investment projects in Hungary topped $3bn (£2bn) by the middle of this year, and companies with foreign participation have become a dominant force in the national economy, according to the UN Economic Commissinn for Europe*. They now account for a fifth of all Hungarian enterprises and a sixth of total value added.

However, their overall performance has been poor, with net profits in the latest year down two-thirds from the previous year, the ECE says. This reflected generally difficult trading conditions in Hungary; Hungarian companies without foreign investment suffered an even sharper decline.

Most of the losses were in manufactnring, which accounts for 55 per cent of all overseas investment in Hungary, concentrated in the food and tobacco, textiles and clothing industries.

The biggest investors in Hungary, which remains the largest single recicpient of foreign capital in eastern and central Europe, are Germany (18.4 per cent), Austria (18 per cent) and Belgium (16 per cent). The US accounts for about 5 per cent of the total.

East-West Investment News, No.3, Autumn 1993. Available from UN Publications, Palais des Nations, CH-1211 Geneva 10, Switzerland

China's telecoms regime under pressure

Lynne Curry and Andrew Adonis on an internal challenge to an old monopoly

A struggle is under way for control of China's telecommunications industry. On its outcome depends tbe size and shape of potentially the world's largest telecommunications market.

The Beijing government wants to quadruple the number of telepbone lines from 20m to 80m by the year 2000 – an addition equivalent to three times the existing network in the UK. China has barely one telepbone line per 100 people, compared with 49 per 100 in, for example, Hong Kong.

However, a highly centralised system, together with a blanket prohibition on involvement by western network operators, makes Beijing's target unrealistic witbout far-reaching reforms.

Local officials – led by the mayor of Sbanghai – are calling for a relaxation of current regulations amid increasing signs of support from key utility and economic development ministries.

Mr Huang Ju told leading western telecoms operators recently that he would like to arrange a "pilot" project in Shanghai under which foreign operators would invest in building and operating a new network.

Under the existing regime, the Ministry of Posts and Telecommunications (MPT) bas a virtual monopoly on telecom operations. Overseas telecom equipment manufacturers have been allowed in through joint ventures, but network operation – the beart of tbe industry – is closed to all but MPT agents.

Executives of telecoms nperators such as AT&T (which supplies equipment to tbe Chinese market) and Cable & Wireless (which has a majority stake in Hong Kong Telecom) dream in public almost daily about the potential of the Chinese market.

> Local officials and key ministries are seeking a relaxation

Now, the domestic battle between Beijing ministries and local leaders may before long lead to a change in policy on tbose and other foreign operators.

"There is a lot of pushing and pulling within the different ministries," said a western telecoms executive in Beijing. "The MPT is putting a fairly strong block against more participation by others."

The immediate issue at stake is the MPT's absolute grip on domestic operations. Three ministries (electronic industries, railways and electric power), together with the People's Bank of China, the People's Liberation Army and other Chinese enterprises are attempting to forge an alliance to create a second natinnal telecoms network apart from that run by MPT.

Interpretations differ over whether the second network would be wholly public or use dedicated lines to link saveral ministries, industries and enterprises. Eitber way, it would break the MPT's monopoly and give a powerful stimulus to telecoms development.

The PLA is a prime mover behind the project. It already controls all China's air-wave frequencies, is the largest satellite dish manufacturer and is heavily involved in the cellular phone and paging industries.

So far, though, only one company has made inroads into the MPT's monopoly. Ji Tong, a domestic company established by the Ministry of Electronic Industry earlier this year, has nbtained approval to establish pager and data communications services linking up with the telephone network.

If it gets an MPT licence, Ji Tong has ambitious plans to develop a wide range of pager, cordless phone and data services markets. "We can provide customers for the services and link into MPT's backbone network," said Ms Liang Mei, Ji Tong's senior engineer.

Ji Tong is also spearheading a project known as the "three goldens", a series of telecommunications infrastructure schemes to link varinus ministries and industries.

> 'The price of more communication is less political influence'

The first, called the "golden bridge", is a national electronic data network; "golden customs" is an electronic data interface for companies involved in foreign trade; and "golden banking card" is for a network similar to that provided by automatic teller machines in western countries.

Another company, Lian Tong, which is jointly owned by the Ministry of Electronic Industry, the Ministry of Railways and the Ministry of Electric Power, is believed to be engaged in discussions with MPT for a licence to start a second network.

Western diplomats believe MPT's power to thwart such schemes is waning. Indeed, the ministry is itself undergoing radical re-organisation. Over the next few years, it will be divided into two: one part to regulate the industry and determine prices for telecoms companies, the nther to manufacture and operate services.

"China is facing a crossroads where the price of more accessible, affordable communication is less political influence," says a western analyst in Beijing. "But basic operation and ownership will have limits for a long time." Western companies would be unlikely to be allowed in as anything but minority joint venture partners for the foreseeable future.

Lord Young, chairman of C&W, who was present at a recent conference in New Yurk where Shanghai's Mr Huang spoke, said there was unlikely even to be pilot projects with western operators "until the current battle is won – which could be months or far longer".

Mr Andrew Harrington, Asia-Pacific telecoms analyst with Salomon Brothers in Hong Kong, said Mr Huang's view underlined the "unsustainability" of existing policy. "It could spell the end of the MPT monopoly, and open very significant opportunities for overseas telecom companies within a relatively short time scale."

DON'T JUST UPGRADE YOUR SEAT, UPGRADE YOUR AIRLINE.

BUSINESS FIRST



Continental Airlines

One Airline Can Make A Difference.™

AIRLINE	BUSINESS CLASS FARE $		BUSINESS CLASS SLEEPER SEAT	BUSINESS CLASS PITCH*
	NEW YORK-LONDON	HOUSTON-LONDON		
BRITISH AIRWAYS	1985	2024	NO	40"
CONTINENTAL	1985	2024	YES	55"

Note: Sample one way business class fares excluding all taxes. Prices and statistics correct at time of print. *Source: Which Airline - 1993.

NB POWER

「FTジャパンクラブ♣アニュアル・リポート・サービス」

FT JAPAN CLUB ANNUAL REPORT SERVICE

クラブ・マークで インベスター・リレーション活動を

フィナンシャル・タイムズ（以下ＦＴ）では、日本企業のインベスター・リレーションの活動を促進するため、ＦＴ紙面"World Stock Markets"頁の日本株式市場欄に網羅されている日本企業を対象に、アニュアル・リポート・サービスを開始致します。

"ＦＴ ジャパン クラブ"加入に契約された日本企業には、♣印（クラブ・マーク）を記入して、他社との差別化を図り、企業メンバーのアニュアル・リポートを希望するＦＴ読者に配布する手配を、ＦＴが責任を持って代行します。メンバー企業の特権は以下の通りです。

* ＦＴはメンバー企業のアニュアル・リポートを希望す人達に２４時間以内に届ける手配をする。
* メンバー企業のアニュアル・リポートに対する現状及び、詳細を定期的に提供する。
* ＦＴは、メンバー企業全体をリストした告示広告を随時行い、本サービスの効果的な運営を図る。
* メンバー企業はＦＴの紙面を使って、会社概要を広告するスペースが与えられる。
* メンバー企業は、ＦＴ日本支社にアニュアル・リポートを提供すれば、ＦＴが全てを代行する。

"ＦＴ ジャパン クラブ"加入に関するお問い合わせ、お申し込みは下記まで御連絡下さい。

The Ace of Clubs - top card in investor relations

The FT Japan Club has been set up to promote investor relations by circulating the annual reports - the showcases - of Japanese companies listed on the World Stock Markets page of the Financial Times, on request to prospective investors.

Membership will be on a first come, first served basis and, the names of the companies who have joined will be annotated by the ace of ♣ clubs in the column of Japanese stocks.

The range of benefits which make up a winning hand include:

* FT WILL SEND THE REPORTS WITHIN 24 HOURS TO PEOPLE WHO HAVE REQUESTED A COPY.
* THE FT WILL SUPPLY THE NAMES OF PEOPLE WHO HAVE ASKED FOR A COPY TO MEMBER COMPANIES.
* THE FT WILL PROMOTE THE ANNUAL REPORT SERVICE REGULARLY IN THE PAPER.
* EACH MEMBER COMPANY WILL BE GIVEN A 1/20 PAGE SPACE IN THE FT TO PROMOTE THEIR CORPORATE PROFILE.
* MEMBER COMPANIES WILL SEND COPIES OF THEIR ANNUAL REPORTS TO FT JAPAN LTD. WHO IN TURN WILL DESPATCH THE REPORTS TO LONDON.

For more details including the membership fee, please telephone or write to:

Yoshinobu Miyashiro
Financial Times (Japan) Ltd.
Kasahara Building,
1-6-10 Uchikanda,
Chiyoda-ku, Tokyo 101, Japan
TEL: (03) 3295 4050
FAX: (03) 3295 1264

Tatsuko Dawes
Financial Times Ltd.
Number One Southwark Bridge,
London SW1 9HL,
England
TEL: 071-873 3260
FAX: 071-873 3595

Further wrangling over Ulster peace moves

By David Owen

Peace in Northern Ireland can only come through a political settlement, Sir Patrick Mayhew, the Northern Ireland secretary, warned yesterday, as wrangling between London and Dublin over the pace of the peace process continued.

Speculation that the planned Anglo-Irish summit might be put back from the December 3 date favoured by Dublin mounted after Downing Street gave its clearest hint yet that more time to decide the framework for a settlement may be needed.

Officials sought to lower expectations of what was likely to be achieved at the Dublin meeting and said much work on any draft communiqué was still to be done.

Sources close to the Dublin cabinet say they are aware of reports of a delay coming from London, but are at a loss to understand why there should be a hold-up.

Detailed British proposals for a new accord to replace the 1985 Anglo-Irish agreement fall far short of Dublin's call for a significant element of joint responsibility in the administration of the province, while recognising Dublin's aspirations to a united Ireland.

In London, Lord Tebbit, the former Conservative cabinet minister, sought to pour more cold water on the Major-Reynolds initiative's prospects of success, telling an audience of Tory right-wingers that the IRA would only lay down its arms for a deal that undermined "the union of Ulster within the United Kingdom."

"So unless there is a willingness somewhere within government to undermine that union . . I find it difficult to understand why those in authority speak of the prospects for peace," Lord Tebbit said.

He said the Irish government would not be satisfied with anything that did not "advance the cause of the alternative union – that of a united Ireland.

In Belfast, Sir Patrick denied that differences between London and Dublin were widening, saying he resisted "this idea that the governments are separating in their positions."

The people of Northern Ireland were not looking for "peace at any price," he said. "They are longing for an end of violence and they are longing for a political settlement that will enable people in this divided community to live more tranquilly together."

His remarks came a day after Mr Albert Reynolds, the Irish prime minister, had stressed the possibility of achieving peace before a political settlement in a television interview.

Farmers face uphill struggle to keep going

Deborah Hargreaves on how the Budget might threaten the future of a traditional Welsh livelihood

The wind is bitter at the top of Mynydd Caerau where Mr Richard Howells is herding sheep for market although, unusually in a valley which gets 90 inches of rain a year, the sun is shining. Mr Howells is at the sharp end of farming – trying to make a traditional living on the steep, shale-strewn slopes of the Welsh mountains.

In next week's Budget, he faces cuts in the government support which helps to keep three generations of his family tending 2,500 sheep and 50 cows on the hills above Port Talbot. About half of Mr Howells' income comes out of taxpayers' pockets in one form or another – the most part from Brussels, and the rest from the UK government in the form of the Hill Livestock Compensatory Allowance. It is this second part that farmers fear will be cut when Mrs Gillian Shephard, the agriculture minister, makes a scheduled statement on Budget day.

Mrs Shephard argues that hill farmers like Mr Howells have seen large increases of up to 40 per cent in their income over the past year following rises in Brussels payments and the devaluation of sterling. But Mr Howells says he makes little more than the Welsh farmer's average of £7,000 a year out of his 1,800-acre farm, although he does manage to employ his son and one other full-time worker as well as his 80-year-old father. The National Farmers' Union reckons that hill farmers overall are just back to the real income levels of 1988.

"It seems that just as you manage to make a step forward, you are cut back. I've been investing in the farm for the first time in several years by putting lime on the fields, which I should do every year, and I won't be able to afford to do that if the support is cut," says Mr Howells. His wife has been working as a temporary secretary outside the farm for the past year in order to supplement their income.

The government has little discretion over its £2.4bn agricultural spending as most of it is dictated by the European Union. But the Treasury has set its sights on the £130m earmarked for support to 50,000 farmers in upland areas. The livestock allowance was cut by over £2 per sheep last year to £6.50 per ewe. But it can still make the difference between profit and loss for many hill farmers.

Ashley Ashwood

Another 14-hoor day begins for Richard Howells on his hill farm near Port Talbot in Wales. He is facing a cut in government support

Farm groups warn that cuts in income support are turning people away from the land, particularly in the poor upland areas where there are no other jobs. "We're talking about the confidence to remain on the land in these poorer areas," stresses Mr Tim Bennett, a North Wales hill farmer who represents producers in less favoured areas at the NFU. "The average age of the hill farmer is over 50 and the government is showing it has no long-term commitment to these communities."

A study by the University of Wales at Aberystwyth shows that around 250 jobs in rural supply industries are dependent on every 100 farm workers. The same study estimates that for every £10,000 generated on a hill sheep farm, a further £20,000 is earned in the local economy.

In addition, the NFU points to the benefits of attracting tourists to upland areas such as the Lake District where, it estimates, they spent £470m in 1991.

Tourists come to see traditional landscapes including dry stone walls and picturesque farmhouses, and will not like to see these run down. "Once these areas have been abandoned, it costs a hell of a lot more to try and restore them," says Mr Bennett.

Hill farmers stress they make a valuable contribution to UK agriculture as a whole, providing over 60 per cent of strong breeding stock which is sold to more profitable lowland farms. "I regard the subsidy to these areas as an investment," says Mr Howells.

His income does not look like going up much this year, since increases in Brussels payments and a slight rise in cattle prices have been offset by a drop of around £5 per sheep in lamb sales and a collapse in wool prices. It costs Mr Howells about £1,500 to pay for shearing his sheep and this year he was paid £174 for the wool. Last year, he got £2,000.

Hill farming is not an enviable way of life. Mr Howells' day of hard manual labour often starts at 5am and ends 14 hours later, in temperatures that are never very high.

He would like to be free of government support, but is pragmatic enough to realise he never will be. Still, he says: "I was born here. I think most farmers will stay as long as it's possible."

Britain in brief

Government responds to Princes' plea

The government acted quickly yesterday over complaints from the Prince of Wales about lack of of official support for royal visits which could win business for Britain.

Officials said ministers had been taken by surprise by the prince's comments, which were made to the FT during his recent official tour of the Middle East.

Mr John Major, the Prime Minister, was said to be "keen" to do everything possible to assist the prince. "If it is put to us that there are problems, wa will investigate them," Downing Street said.

Officials said Mr Richard Needham, the trade minister, will meet Prince Charles soon to discuss how he can help in promoting exports.

Warning over Bosnia talks

Britain has warned the Serbs that they risked air strikes and a withdrawal of humanitarian aid unless they were prepared to make territorial concessions to the Muslims in Bosnia.

Baroness Chalker, foreign office minister, told the House of Lords: "If there is no breakthrough in the discussions in Geneva next Monday and the lack of cooperation persists, parties must understand that the humanitarian commitment from the world at large will not continue indefinitely.

Luxembourg ruling on coal

Private opencast coal miners believe they could win more than £300m in damages following a recommendation in the European Court of Justice over a dispute with British Coal over royalties and prices.

The court's advocate general has in a written opinion encouraged the independent companies that they have a strong case in arguing that British Coal' royalties and charging regime may be distorting competition.

Nissan supplier cuts workforce

Ikeda Hoover, the supplier of car seats to Nissan's £900m Sunderland plant, is to make redundant some of its 492 Wearside employees.

The job cuts, discussed yesterday between Ikeda Hoover management and the company council, the workforce negotiating body, are in response to Nissan's decision to halve production from Sunderland until March because of the downturn in new car sales in continental Europe.

Rover in BMW engine talks

Rover is negotiating with BMW for the supply of diesel engines for use in its new Range Rover luxury four-wheel-drive vehicle, due to be launched in late 1994.

BMW said last night that a group of Rover engineers visited its Munich headquarters last week to discuss the deal.

BMW is understood to be in talks with GM Europe to supply the diesel engine for use in GM's new generation Opel/Vauxhall Omega executive car. Rover uses its own 2.5 litre direct injection diesel engine in its Land Rover Discovery, Range Rover and Defender vehicles.

Regions to get £15m EU aid

British regions hit by the run-down in defence industries are to receive £15.5m in European Union aid, providing the money is committed before the end of the year. The aid will be matched by £16m funds from central, local government or private sector funds.

The EC money has come from both the European Regional Development Fund (ERDF) and the European Social Fund (ESF), the main structural funds applying to the UK. The Department of Trade and Industry which is handling the aid, said that it has received over 260 project applications throughout the British regions.



There is a limited amount of marketing opportunities available at the conference

FT

FINANCIAL TIMES CONFERENCES

DOING BUSINESS WITH SPAIN

- The economic challenge of the new Government

Madrid, 1 & 2 December 1993

The FT's annual conference, arranged with Expansión and Actualidad Económica, will review the economic, budget and labour policies of the new Spanish Government as well as important questions on Europe's future and the conditions for monetary and political union.

The distinguished panel of speakers includes:

D. Pedro Solbes Mira
Minister of Economy & Finance, Spain

D. José Antoñio Grinán Martínez
Minister of Labour & Social Security, Spain

D. Miguel Roca Junyent
Convergència i Unió (CIU)

D. José María Zufiaur Narvaiza
Unión General de Trabajadores

D. Juan Antonio Sagardoy Bengoechea
University of Madrid

D. Matías Rodríguez Inciarte
Banco Santander

Mr Roberto Mendoza
Vice Chairman, J P Morgan

D. Luis Angel Rojo
Banco de Espana

D. Miguel Cuenca Valdivia
Instituto Nacional de Industria

Mr William O Walker Jr
Du Pont Ibérica, SA

D. Oscar Fanjul Martín
Repsol, SA

D. José Ignacio López de Arriortúa
Volkswagen AG

D. Javier Gómez Navarro
Minister of Trade & Tourism, Spain

Arranged in association with Expansión & ACTUALIDAD ECONOMICA

Official Carrier IBERIA

DOING BUSINESS WITH SPAIN
- The economic challenge of the new Government

☐ Please send me confereoce details
☐ Please send me details about marketing opportunities

FT FINANCIAL TIMES CONFERENCES

Financial Times Conference Organisation
102-108 Clerkenwell Road, London EC1M 5SA
Tel: 071-814 9770. Tlx. 27347 FTCONF G.
Fax: 071-873 3975 or 071-873 3969
Name Mr/Mrs/Ms/Other
Position Dept
Company/Organisation
Address
Post Code City
Tel. Tlx Country
Fax
Type of Business

HA

Plea for rail franchises to last 50 years

By Charles Batchelor
Transport Correspondent

Franchises to run parts of British Rail should run for at least 50 years rather than the expected maximum of 15 years, Mr James Sherwood, chief executiva of Sea Containers, the shipping company, said yesterday.

The government should also repackage franchises to give each a mix of profitable and unprofitable routes which together could ha operated without subsidy but also without controls on prices, he told an FT conference: The Economics of Rail Privatisation.

Sea Containers operates the Orient Express, which runs on British Rail routes, and is considering bidding for British Rail routes to the south west of London.

Fifty-year franchises would allow operators to make a good return on rolling stock which has a life of 30 years, Mr Sherwood said. In turn the director of franchising, responsible for monitoring franchises, should be able to terminate contracts early if the operator did not meet the required standards.

The privatisation of British Rail is likely to lead to the closure of provincial services which could be better provided by buses, he added.

He also forecast the demise of the British Transport police force, whose work could be taken over by cheaper private sector security guards.

Mr Sherwood called for the government not to allow competition between different operators on the same route though this is at present to be permitted. "There is already enough competition for rail from road and air. Wa don't need any more," he said.

Mr Sherwood said he was concerned that the government had under estimated how much capital would be required to maintain a rail network. "If rail staff come with £100 of capital each in a buy-out we will have a deteriorating system. Big companies must come in and invest billions of pounds to improve it."

A call for companies operating train services to be also allowed to own and operate the track came from Mr James Stoetzel, a consultant and former director of Burlington Northern Railroad of the US. At present track will be owned and run by Railtrack.

"There has to be a hroad span of control when dealing with high-volume services and the operators must set the investment agenda," he said. Management of the track, trains and signalling needed to be integrated.

Mr Roger Salmon, franchising director, said it would be possible for franchisees to make "non compliant" hids which did not fit exactly the criteria set. But significant change could cause legal difficulties and could distort fair competition.



Hulton Deutsch Collection

Outside the Bank of England, June 1922. Average traffic speeds in the space-age are still only 13mph in central London

Londoners asked for 'suggestions'

By John Authers

Mr John Gummer, the UK environment secretary, yesterday launched what he said would be the biggest-ever public consultation on the way that Londoo should be administered.

Copies of the document, entitled "London – Making the Best Better", have been distributed at oews-stalls throughout the city, with pre-addressed and pre-paid envelopes.

Positive proposals for reform will thea be forwarded to London Pride, an organisation which has been set up to encourage partnerships between the public and private sectors in the capital.

Londoners are asked to give their responses on what they appreciate most about the capital, and given a list of choices which includes art galleries, local history, and the London Underground.

Further questions in the 22-theme package ask about the priorities for reform, including transport, which the government claims has been tha recipient of billions of pounds of new investment.

However, the topic of London's govarnance is not included, despite widespread calls for the return of a London-wide council like the old Greater London Council, or the introduction of American-style directly elected mayors.

No commitment to provide extra funds for London has been made, except a donation of £63,000 hy the environment department towards the eost of planning the London Thames Festival, which is supposed to take place in 1995.

Worldwide recession 'not to blame' say companies

By Tony Jackson

UK companies hlama their recent difficulties on the domestic economy rather than on the worldwide recession or high exchange rates, a survey claims. The chief failings in the UK economy are cited as low consumer confidence and high interest rates.

The findings are at odds with the claims of politicians, the survey suggests. "Although the prime minister and the former chancellor have repeatedly hlamed Britain's woes on the worldwide recession, the results . . suggest that the view from the front was focused primarily on its domestic origins."

The survey, by the National Institute of Economic and Social Research and the London Business School, questioned over 600 UK firms, mostly larger manufacturing companies, in the spring of this year. More than half said they had been severely affected by the recession. Almost half expected it to last for at least another year.

The firms surveyed largely blamed their problems on economic factors rather than thair own actions. However, a significant minority blamed the late 1980s merger boom and their own excessive expansion.

The report says the findings offer little comfort to those who believe recessions make industry leaner and fitter. "There has been a major retardation in the rate of investment in plant and equipment . . and there has been widespread disruption to normal methods of lahour force organisation", it says. "It is hard to believe that there is not a more straightforward way to encourage innovation or reduce inefficiency."

BCCI legal actions in jeopardy

By Andrew Jack

Legal actions and pay-outs to creditors in the collapsed Bank of Credit and Commerce International could be jeopardised in squabbles over access to essential documents following a ruling against the liquidators' plans late last month.

Most of the background papers vital to the legal actions brought by the liquidators at accountants Touche Ross against BCCI's auditors and the Bank of England are held by the government of Abu Dhabi, tbe majority shareholder in the bank.

The surprise ruling from the Luxembourg appeals court on October 27 has now threatened to put new obstacles in the way of access to these documents by the liquidators.

A translation of the full text of the hearing, which was circulated late last week, accused Abu Dhabi of breaking Luxembourg law by refusing to hand over documents to the liquidators.

Until now, Touche Ross has had relatively free access to the papers, most of which have been held under strict security conditions in Abu Dhabi.

BCCI's Treasury operations – and related papers – were moved from London to Abu Dhabi in 1987.

One senior professional involved in the case said yesterday: "There is a grave danger that the shutters will go up all round. Everybody has got themselves into an almighty wrangle."

Best-ever October for Unit Trusts

By Scheherazade Daneshkhu

The unit trust industry had its best-ever October on record last month, with net sales of unit trusts reaching £845.9m, up from £668.6m in September and dramatically higher than the £37m in net sales achieved in October 1992.

Unit trusts have had a record year with October's figure taking the net sale of unit trusts for the year to £7.8bn, which is higher than the £6.3bn taken in during 1987, the previous record for a calendar year.

The 27-per cent increase in net sales over the month was largely due to strong retail demand, according to the Association of Unit Trusts and Investment Funds, which produced the figures.

Retail interest in unit trusts has been sustained by the relatively low leval of interest rates and further net sales of unit trusts are likely if Mr Kenneth Clarke, the chancellor, cuts base rates further.

A numher of new fund launches in the international growth sector in October made these the best-selling funds to retail investors.

The second most popular funds, and the most popular in the year to date, were UK balanced funds which offer a mixture of bonds and equities. The least popular continued to be Japan funds. The highest net inflow from institutions was into UK Smaller Companies funds. The highest net outflow amongst institutions was from European and Japanese funds.

BSI flies in the face of kitemark

By Andrew Adonis

Tha British Standards Institution appears to hava been caught in that embarrassing situation: do as we say, not as we do.

The BSI, which co-ordinates the writing of standards for UK industry, is being threatened with legal action for failing to employ subcontractors with the BS (British Standard) 5750 'kitemark' for the painting of its new London headquarters.

S. Lucas, one of two spray and painting contractors in the London area with BS 5750 accreditation, claims neither was even invited to tender for the contract, worth more than £100,000.

The controversy is of little significance compared to that raging between BSI and its members over the institution's ambitions to increase its powers and the fees of its directors. BSI lost its chief executive earlier this year and faces a government review of its activities.

However, the refurbishment of an undistinguished former IBM office hlock in Chiswick, west London, could land BSI in the courts.

Under its royal charter, the BSI has a duty to "prepare and promote the general adoption of British standards": S. Lucas is threatening to seek judicial review of BSI's "outrageous" behaviour unless a satisfactory axplanation is forthcoming.

BSI said yesterday that 75 per cent of the subcontractors engaged in the refurbishment were BS 5750 accredited. Mr Ram Mylvaganam, BSI marketing director, said: "since only one per cent of UK companies have BS 5750 we can be accused of being too favourable to accredited companies, not the opposite."

John Laing, the main contractor for the renovation, said it had "endeavoured" to use BSI-accredited companies, and "believed that BSI was aware" that it was not doing so for the painting.

Build your corporate network with France Telecom Network Services

The performance of your information system depends on a data transmission network that is both powerful and fully adapted to your company's specific requirements.
The France Telecom Network Services offer operates on the Transpac data transmission network.

We offer you a comprehensive range of access facilities going up to 2 Mbps through the ISDN, the telephone network and dedicated links.
Not to mention reduced response time, multiple connection protocols, customized network management and round-the-clock supervision.
And all this in conditions of optimum security.

This global offer is available in the U.K. through France Telecom Network Services, part of our European service ranga based on Transpac's integrated data transmission network.
It is complemented via Infonet in more than 80 countries worldwide.

We guarantee you the quality and development potential only a major operator can offer.

Your commercial contact:
Tel: (071) 379 47 47 - Fax: (071) 379 14 04

France Telecom Network Services

Thank you Procordia
Thank you Kabi Pharmacia
Thank you Farmitalia Carlo Erba

to proceed.
In the Ukraine, unable and Electricité de France, fold the

Why Procordia is changing its name to Pharmacia

When Pharmacia came into the world a few days ago, it replaced Procordia on the Stockholm stock exchange.

What happened? Frankly, all the pharmaceutical and biotech products were appropriately gathered under the new Pharmacia banner while the food products became a subsidiary of Volvo.

Why?

Surely, by all the accepted rules, it makes sense to concentrate on one area of specialization. For a start, it enables us to focus all our efforts on developing a new kind of pharmaceutical company for the next century.

Procordia, as they say, is no more.

And yet, Pharmacia is already among Europe's top 10 and the world's 20 largest pharmaceuticals. For that, we'd like to thank our parents in Sweden, Italy and worldwide.

To life.

to life

"To life" means that we constantly innovate high quality therapies. For society, it means better and more cost-effective health care. For you, it means a healthier life.

BUSINESS AND THE LAW

Limits set on competition rules

EUROPEAN COURT

The European Court of Justice last week gave three important rulings which limit the application of Rome Treaty competition rules in the context of national laws restricting competition.

Two cases concerned national rules prohibiting the use of rebates and other discounts or means of promotion by insurers and insurance intermediaries, in particular in the form of passing on insurance agents' commissions. The third concerned government price fixing for road transport.

The Court said it was well established that member countries were precluded by the Treaty from adopting or maintaining measures capable of eliminating the useful effect of the competition rules.

It confirmed that this would be infringed if a member country required or encouraged the conclusion of agreements restricting competition, reinforced the effects of such agreements, or removed the state character of any regulation by delegating enforcement to private parties.

But the Court said the rule would not be infringed in the absence of any connection between the national regulation and any business behaviour otherwise caught by the cartel prohibition.

The issues arose in criminal proceedings before a Dutch court and two German courts.

In the Dutch case the Dutch insurer Ohra was prosecuted for breach of a national insurance intermediaries' regulation prohibiting insurance companies from granting commissions, rebates and other benefits in kind to anyone other than an intermediary. Ohra had advertised and granted to their insureds various financial benefits, including the waiving of insurance contract fees and free or reduced price credit cards.

The ECJ ruled the Dutch law neither required nor encouraged the conclusion of an unlawful agreement by insurance intermediaries. Nor did it reinforce any existing agreement since no agreement existed in the civil liability, sickness, pension and life insurance classes covered by Ohra. Since the regulation itself contained the prohibition, enforcement could not be said to be delegated to private parties.

In the German insurance case a fine had been imposed on a Mr Meng, an intermediary who infringed German law by passing on to his clients commission paid to him by insurers. The ECJ gave the same interpretative ruling as in the Ohra case.

In the second German case, dealing with road transport rate fixing, the ECJ upheld the German system of rate fixing as a purely national regulation outside the scope of European competition rules. The Court said although the rates decided by the public authority were recommended by industry representatives, those representatives acted as independent experts acting on considerations of the public interest neither as parties to an agreement nor in place of the state.

In spite of detailed arguments put before the Court by the European Commission and by all 12 member states, the ECJ left undecided a number of issues.

One concerned the reasons for its narrow interpretation of previous case law on member country obligations in the context of European competition law given its approach to regulation of the public sector and businesses granted special rights.

Cases C-2/91, Meng; C-185/91, Reiff; and C-245/91, Ohra, ECJ FC, 17 November 1993.

Vat on advertising services

The ECJ has clarified the VAT rules applicable to advertising services in three cases brought successfully by the Commission against France, Spain and Luxembourg. The Court ruled the exception enjoyed by advertising to the general rule that services should be taxed in the country where the provider of services was based applied to all forms of promotional activities connected with advertising. Thus all such promotional activities should be taxed in the country of the recipient of the service.

Cases C-68/92, C-69/92 and C-73/92, Commission v France, Luxembourg and Spain, ECJ FC, 17 November 1993.

BRICK COURT CHAMBERS, BRUSSELS.



Grim example: five years after the Pan Am disaster at Lockerbie the issue of compensation is still unresolved

Airlines opt to fly on a wing and a prayer

Compensation leaves travellers cold, writes **Robert Rice**

Japan's airlines broke ranks last November to become the first in the world to lift the ceiling on compensation paid to the victims of international air disasters. Ten Japanese airlines led by Japan Air Lines abandoned the compensation cap of $140,000 for each passenger which they had adopted under the 1929 Warsaw Convention.

The JAL initiative followed 21 years of failed industry attempts to raise compensation limits governed by the convention and the 1966 Montreal Agreement, which sets a limit of $75,000 for each passenger for flights to and from the US. Warsaw Convention limits range from $10,000 to nearly $140,000 and are seen as too low and an embarrassment to most airlines and their insurers in the event of a crash.

Although JAL seemed under pressure to break the ceiling for international flights after lifting the ceiling for domestic flights in 1982, and having paid out average settlements believed to be in the region of $850,000 a passenger to the victims of the 1985 JAL Boeing 747 crash, it was widely thought the Japanese decision would force other big airlines to follow suit.

Aviation industry observers predicted public pressure would force other airlines to act. A year later, however, no airline has followed the Japanese initiative.

According to Mr Peter Martin, aviation lawyer with London solicitors Frere Cholmeley Bischoff who pioneered the revised conditions of carriage for JAL, the main excuse offered by the airlines for sheltering behind the anachronistic Warsaw and Montreal compensation limits is that the insurance costs of removing or raising the compensation ceiling would be prohibitive.

He says airlines are reluctant to go to the insurance market for quotations as they fear they can't afford it. But in fact airlines ought to be able to obtain cover from the market at a reasonable price.

First, with an average of 1,000 deaths a year from aviation accidents against 300m passengers carried, the risk is very small. Second, insurance represents about 1 per cent of fixed costs split 50/50 on hull insurance and liability cover. So the increased cost of raising the limits as a percentage of operating costs is likely to be very small.

However, he accepts that the airlines' reluctance to approach the market must be seen in the context of generally increased premiums as insurers take advantage of a rising market. According to Willis Corroon Aerospace, a leading buyer of airline insurance, many airlines which renewed their policies on October 1 paid steep increases. On average, international airlines are facing increases of about 60 per cent in the cost of insurance cover.

Airlines have also held back from unilateral action to raise or remove limits pending the outcome of several European and airline trade association initiatives.

In February, the European Commission indicated that it was interested in promoting a special contract for European airlines which would raise limits to Ecu 300,000 or Ecu 500,000. Again, airlines are concerned about the insurance costs.

The European Civil Aviation Conference undertook its own study and recommended an increase in the limits from Ecu 100,000 to Ecu 250,000 to take account of inflation over 22 years. Insurance costs are said to be the stumbling block.

The International Air Transport Association has advised its airline members that before they can begin discussions about bilateral or multilateral special contracts to bypass compensation limits, anti-trust immunity is required from the US competition authorities.

Official IATA policy is that MAP3, the third Protocol to the Montreal Agreement, should be brought into force. MAP3 would raise the Montreal limit from $75,000 to $130,000 and allow its sovereign signatories to set up 'supplemental compensation plans' (SCPs). This would give rise to a two-tier system: airlines would be responsible for the first $130,000 for each passenger; and the SCP would provide compensation above that amount for which passengers would pay an enforced levy.

The practical view, however, is that MAP3 is a dead letter. MAP3 cannot come into force until it has been ratified by at least 30 states, which is regarded as unlikely unless the US supports the move. Washington's position on compensation is unclear, but it is generally accepted within the industry that the US will not now ratify MAP3.

There is some support for the Japanese initiative in the US but airlines emphasise they cannot discuss the possibility of raising or removing the ceiling on compensation without anti-trust immunity, which is not available.

All these delays in acting to change the outdated limits mean that if there is a big air disaster it will be followed by protracted litigation and by settlement delays.

The 1988 Pan Am disaster at Lockerbie provides a good example, Mr Martin says. Five years after the disaster the issue of compensation is still unresolved. The New York Second Circuit Court of Appeals has not yet ruled on Pan Am's appeal against a finding that it was guilty of "wilful misconduct"; if found guilty compensation could be paid exceeding the Montreal limits.

The industry is lucky that there have been no big air accidents this year, he says, but statistically one is overdue.

The beauty of the Japanese scheme is that it ought to significantly cut the delay in obtaining compensation by removing the need to litigate in most cases. Victims and their families will be able to negotiate settlements directly with airlines which will take responsibility for recovering money from aircraft and engine manufacturers.

Mr Martin says it is astonishing that airlines do not act individually or collectively. It is inconceivable that US anti-trust authorities would take action against airlines discussing measures to benefit the travelling public. And he insists insurance must be available on the world market at a reasonable price.

Perhaps the biggest disappointment of the past 12 months is that the Japanese initiative appears to have left the travelling public cold.

In theory, the absence of any limit on liability or higher limits ought to have a big impact on consumer choice and could offer airlines that adopt it a competitive advantage. The problem is that airlines cannot easily advertise the concept that in the event of a death, some airlines will pay more compensation than their competitors.

Surveys of the factors influencing choice of airline among business travellers show that the public is more interested in efficiency – convenient scheduling, punctuality, and speed of check-in – than with security, liability, and insurance. Until that changes, world-class airlines will be free to hide behind compensation limits not available to other industries of comparable size and profitability.

LEGAL BRIEFS

Green log book for land use histories

The UK government's decision in March to abandon plans to set up registers of contaminated land has left property owners, occupiers, investors and financial institutions with a problem. When they come to sell, let or mortgage their land, increasingly these days they will be asked, or will be asking, detailed questions about past uses and possible or actual contamination. The registers would have provided a source for some of this information. Now it will have to be sought elsewhere.

Physical surveys of the land can be carried out to establish if it is contaminated, but without a history of a site it will be all too easy for even the most comprehensive survey to choose the wrong location from which to take samples and to test for the wrong contaminants.

To counteract these problems, City solicitors Norton Rose have devised and developed a "green log book" (akin to a service history of a second-hand car), which will allow land owners and occupiers to create land use histories and to keep an up-to-date record of present use. The log book would not only cover contamination of the ground but also uses of the land which pollute air or water and which as a result could have polluted adjoining land.

With more environmental legislation in the pipeline and the costs to industry of clean-up soaring, Norton Rose predict a green log book will become an essential record for owners and occupiers, whether or not their uses of the land involve contaminative processes. The firm says responsible businesses could make the log book available to regulatory bodies as evidence of compliance with environmental legislation and monitoring procedures. It would also demonstrate a commitment to best practice.

SIEMENS

Congratulations to PowerGen
They've done it again!

The successful partnership between PowerGen and Siemens resulted last year in the 900 MW combined-cycle power plant at Killingholme in Humberside, England being built on a turnkey basis within budget and completed five weeks ahead of schedule

Now PowerGen have done even better: Their 700 MW Rye House Power Station, located at Hoddesdon,



Hertfordshire, has just been released for commercial operation more than two and a half months in advance of the contractual date.

Siemens thanks PowerGen for their outstanding cooperation which allowed us to demonstrate best our total commitment to fulfilling worldwide our customers' requirements, no matter how demanding they may be.

How about joining the Siemens fast turnkey club?

Siemens
Power Generation

TECHNOLOGY

Project control by disc

Britain and other donors and lenders lose large sums on overseas projects because no one can check paper and computer records to see if contracts were awarded to best effect.

Linesman, in Nottingham, England, has spent four years developing a way to change that, while getting projects completed more quickly and efficiently.

The company supplies software for personal computers which can help control projects, from the initial ordering to the hand-over of equipment to users, with maintenance information on disc. The software pulls together the common equipment required for different sites, making it feasible to place larger orders with manufacturers, instead of smaller ones with many different suppliers.

Under the system, bidders for contracts make their offers on disc. The buyer, or whoever is financing the deal, can easily scan the offers; if a competent supplier bid the lowest but did not get the job, this becomes plain. The software also helps plan how best to collect equipment for shipping – not to a warehouse but to the sites where it will be used. Tecquipment, a UK company, is using Linesman software to equip 120 laboratories in 33 Turkish universities, with more than 55,000 pieces of equipment of 3,500 different kinds.

The software is also being used on a USAID-funded scheme for equipping seven agricultural schools in Egypt and on World Bank-funded schemes in Hungary and Kazakhstan.

Kevin Whitt, Linesman's managing director, spotted the need for the company's system while selling educational equipment in the Middle East. He realised this was often delivered without the appropriate information and saw the importance of reforming the whole procurement process.

He formed Linesman after winning a competition for a procurement system for Hong Kong's University of Science and Technology.

David Spark

Radio networks are slowly becoming accepted and may revolutionise communications, writes **Della Bradshaw**

Pilots of the airwaves

Pocket telephones ring in railway carriages, pagers beep in the middle of conferences, fax machines even spew out messages in the boot of a car. Radio communications, it would seem, are everywhere.

So it was with disappointment that critics greeted the August launch of Apple Computer's Newton, a personal digital assistant, or PDA for short. It soon became apparent that the book-sized message pad could only send brief messages and only then to another Newton located nearby using low-powered, infra-red beams.

The problem for Apple was not that there were too few methods of communication, but too many. "Imagine you were on the Newton development team. What communications would you have put in?" asks Larry Taylor, manager of the Advanced Technology Group at Apple's European research and development centre. "In Utopia, there would just be one means of communicating which would meet everyone's needs. Unfortunately it's not like that."

In Europe alone, Taylor points out, there are at least four digital radio systems beginning operation. In the US and Japan, further new services proliferate.

A further hitch has been the size of the plug-in equipment needed to bring communications – bigger than the PDA itself. However, the PCMCIA card, an electronic board about the size of a credit card, should soon enable the Newton to communicate over mobile telephone networks or even PC networks, using the latest radio local area networks (Lans).

PCMCIA cards, which conform to standards devised by the Personal Computer Memory Card International Association, are already widely used in electronic diaries and organisers for delivering stored information. Now, says Jim Derbyshire, director and founder of Cambridge-based Symbionics, the radio communications development specialists, they have become the enabling factor for PDAs. "The emergence of that *de facto* standard opens up the ability for radio communications."

Taylor acknowledges the appeal of such a system. "With half a dozen PCMCIA cards you could cover just about everything."

Companies such as AT&T/NCR and Olivetti, which manufacture radio-based Lans to link PCs by radio rather than wire, believe PCMCIA cards will be on sale by the middle of next year. They are looking to PDAs and notebook PCs to elevate radio Lans from their present Cinderella role into mainstream computing.

"Personally, I think we will see them becoming widespread as the decade moves on," says Andrew Bud, division manager of wireless systems at Olivetti.

Even when PCMCIA cards are available, there will still be the problem of whether enough applications are available to ensure consumers and businesses want to buy the PCMCIA cards, says Bud.

Taylor agrees that it is a "chicken and egg" situation, but believes a third factor has to be in place – the infrastructure. "Newton fells squarely into the infrastructure black hole."

Today's widespread cellular radio systems are analogue, not the digital systems needed for the easy transmission of data. The coverage offered by the pan-European digital telephone service GSM is patchy and its UK derivative, PCN – the Mercury One-to-One service – is still novel.

Although radio Lans have been mooted for several years, problems defining the standards and the lack of allocated radio spectrum has meant they are also in their infancy. "Getting into market was actually the hardest thing," says Bud.

Other factors have hampered the acceptance of radio Lans, not least the recession, says Adrian Ridley-Jones, senior consultant at Logica.

"Organisations have already identified the structures needed and have Lans in place. Existing Lans have to be phased out before organisations will look at radio Lans in earnest."

There are obvious advantages to having a radio network rather than a wired one in the office. PCs can easily be moved from desk to desk without the need for re-wiring. Anyone with a PDA or notebook PC who has official access to the network can retrieve data or print documents from anywhere in the building – in a meeting, for example.

'In Utopia, there would be one means of communicating. Unfortunately it's not like that'

"My best friends are rats, asbestos and bureaucrats," says Bud. Rats gnaw through cables, walls filled with asbestos cannot have holes drilled in them and bureaucrats list buildings, so preventing cabling from being installed. A fourth growth area for radio Lans, he believes, will be "architecturally-challenged buildings" – anything with solid concrete pillars and little space for ducting.

Where radio Lans have been installed to date, it has been to extend corporate wired networks, says Justin van der Lande, marketing manager at AT&T/NCR for Wavelan, its radio Lan. However, he concedes, "there hasn't been a dramatic take-up of product".

A further factor slowing down sales has been the confusion over the different systems and the frequencies in which they operate. In Europe, the Olivetti system operates in a frequency band at around 1.9 GHz, the frequency allocated for cordless telephones. The Olivetti system, on the other hand, operates at 2.4 Glg, in the ISM (industrial, scientific and medical) band.

In the US, the ISM band is available, as are frequencies at 18 GHz. Last month the regulatory authorities also announced that the 1.9 GHz slot would be available for radio Lans as well as mobile telephones. However, some modifications will have to be made to the European equipment to enable it to work to US rules.

The good news is that both the US and European standards organisations have recognised the importance of adopting a single frequency and a single standard for the next generation of radio Lans – dubbed hyperlan – which will operate at very high speeds. A draft standard for hyperlan will be published by the end of 1994.

Even given the goodwill on both sides, it will be some time before such a standard is converted into products which can be purchased. "High-speed data will be a long way down the line – post-2000 and something," says John Davis, group leader in the mobility services sector at BT's Martlesham research laboratories.

"For quite a long time we're going to get low-speed systems. You could probably use those for your Newton, but they're of no use if you've got a workstation and you're shipping computer-aided designs backwards and forwards."

Further worries for potential radio Lan users include eavesdropping and interference with the data. And following the scares in the US linking the use of mobile telephones with cancer, manufacturers could face health scares as well.

Ridley-Jones dismisses such fears, saying the power output needed to transmit data such short distances – up to 50m – is negligible. "There is talk that over 1W is cause for concern," he says, but points out that the military regularly transmits data at more than 50W. In effect, says Derbyshire, radio Lans will operate on average at one hundredth of a watt – compared with 2W for a portable telephone.

Derbyshire believes many of the problems facing radio Lans are cultural as much as technical. "It needs three people to work together: the computer manufacturer, the PABX manufacturer and the provider of the plug-in card." In the US, in particular, he believes it is a battle between the computer and telecoms companies. "There's a high level of politics in it. Computers become phones and phones become computers."

Derbyshire says the problems will eventually be overcome. "It will happen because market forces will dictate it."

Taylor is also optimistic, even about what he calls "Star Trek" applications. "It would be nice to think you could get public access to things such as maps when you're lost in the street," he muses. "Personally I'm convinced that the benefits of being able to communicate without having to plug into the wall are enormous."

Window opens for IBM

IBM has just announced "OS/2 for Windows", a version of its personal computer operating system that sidesteps Microsoft. Until now, IBM has been paying about $20 (£13.40) to Microsoft on each copy of OS/2 sold, for a total of about $80m.

OS/2 for Windows will deny Microsoft tens of millions of dollars in future royalty payments as IBM puts its marketing efforts behind the "Windowless" version of its operating system. IBM expects OS/2 for Windows to double the monthly shipments of OS/2 by the end of December.

"Most PC users already have a copy of Windows and have already paid the licensing fee. There is no reason why they should pay twice for software they already have," says an IBM representative. OS/2 for Windows allows the IBM operating system to merge with a PC user's copy of Windows 3.1, allowing Windows, Dos and OS/2 applications to run on the same system.

However, IBM could face potential problems with this approach.

"I wouldn't be surprised if Microsoft produces a future version of Windows that prevents other operating systems from hooking into it," says Jesse Berst, industry analyst and editor of Windows Watcher newsletter.

John Roberts, group product manager for Windows at Microsoft, says that OS/2 for Windows users might face problems running some business applications that use Microsoft's Object Linking and Embedding technology, allowing different applications to share the same data.

IBM says it has found no significant problems in running Windows applications.

IBM will continue to sell a version of OS/2 that includes the current version of Windows, but once Microsoft releases new versions, IBM will no longer have the rights to include updated Windows software in OS/2.

Tom Foremski



WE ARE ON THE FLOOR IN CHICAGO, LONDON, FRANKFURT, SINGAPORE, TOKYO, SYDNEY...*
NO WONDER WE ARE THE NUMBER ONE CLEARER ON THE PARIS MATIF.

With Fimat's worldwide network of five hundred professionals, you get direct access to seventeen of the world's most active futures and options exchanges. We are members of CBOT, CME, LIFFE, MATIF, DTB, TIFFE, TSE, OSE, SIMEX, SFE, IPE, FOX, MEFF Renta Fija and Renta Variable, OML, BELFOX and MIF.

When you are looking for global reach in futures and options trading, talk to Fimat - the people who can make it happen for you.

Fimat is a wholly-owned, self-managed subsidiary of Société Générale.

FIMAT
SOCIETE GENERALE GROUP

YOUR GLOBAL FUTURES BROKER

*For electronic exchanges (Frankfurt, Tokyo) "floor" means having direct access to markets via their electronic systems.

FOR ANY FURTHER INFORMATION PLEASE CONTACT FIMAT INTERNATIONAL OFFICE : 32 RUE DE TREVISE - 75009 PARIS - FRANCE. TEL.: 033 (1) 44.79.20.20

RSCG FINANCES

FORGET ABOUT LEATHER AND WALNUT AND GOLD-PLATED FIXTURES. HERE ARE THE FACTS.

Today, a company jet is an investment in productivity, not a perk. It has to carry more people to more places. It has to prove itself on the bottom line, every day.

Here are the specifications for the mid-size business jet category. Total the scores and you will learn what hundreds of operators around the world know: No other mid-size business jet offers the utility of a Hawker. No other plane is more versatile. No other plane can do so much for so little.

SEATING (TYPICAL)

		RATING
1. Hawker 800	8	10.0
2. Citation VII	7	8.8
3. Learjet 60	7	8.8
4. Astra SP	8	7.5

CABIN SIZE (CU FT)

		RATING
1. Hawker 800	604	10.0
2. Learjet 60	453	7.5
3. Citation VII	439	7.3
4. Astra SP	368	6.1

PAYLOAD WITH MAXIMUM FUEL (LBS)

		RATING
1. Hawker 800	1740	10.0
2. Citation VII	1268	7.3
3. Learjet 60	1203	6.9
4. Astra SP	1060	6.1

RANGE (NBAA IFR RESERVES)

		RATING
1. Astra SP	2648	10.0
2. Hawker 800	2580	9.3
3. Learjet 60	2385	8.9
4. Citation VII	1770	6.7

SPEED (MAX)

		RATING
1. Citation VII	470	10.0
2. Astra SP	463	8.9
3. Learjet 60	453	8.6
4. Hawker 800	442	8.4

OPERATING COST (HRLY)

		RATING
1. Learjet 60	928	10.0
2. Astra SP	947	9.8
3. Hawker 800	1008	8.2
4. Citation VII	1050	8.8

ACQUISITION COST ($MM)

		RATING
1. Astra SP	7.54	10.0
2. Learjet 60	8.38	9.1
3. Citation VII	8.85	8.4
4. Hawker 800	9.35	7.6

UTILITY INDEX/OVERALL RANKING

	RATING
1. Hawker 800	65.5
2. Learjet 60	58.0
3. Astra SP	59.4
4. Citation VII	57.3

Source of data from Business & Commercial Aviation 1993 Planning & Purchasing Handbook and Conklin & de Decker Associates, Inc.

Add to that a reputation for unequaled reliability, and you have the perfect aircraft for business aviation. Whether corporate office or corporate shuttle.

Now, granted, every business jet will have its leather and walnut. But at the end of the day, the Hawker will simply prove to be the more prudent investment. And that's a fact no luxurious amenity can overshadow.

For more information, call us at 1-800-374-4224, or outside the U.S. at 44 707 252944.

Raytheon Hawker

BUILT LIKE NO OTHER BUSINESS JET ON EARTH.

© 1993 Raytheon Corporate Jets, Inc.

Hungary for UK exports

Britain is to export its know-how on enterprise agencies to Hungary in an attempt to help the former communist country foster entrepreneurship.

Final plans are still being worked out, but the main principles were revealed last week in Budapest by Tony Faint, a senior civil servant involved with the UK's Know-How Fund for assisting the development of market economies in the former eastern bloc.

Faint was addressing a conference organised by the OECD and B'nai B'rith, a UK-based Jewish charity which frequently lends its own members – many of them former refugees from eastern Europe – as small business consultants

Three years into market reforms, the conference was told, many of Hungary's small and medium-sized businesses are short of working capital. Many have already mortgaged their assets so they have little collateral to offer their banks, which are themselves short on liquidity.

"But we need partnership, not assistance," Peter Szirmai, president of the Association of Hungarian Entrepreneurs, emphasised. "We don't have enough experience." What he says his members do not want, however, are more consultants with services to sell; they cannot afford them.

Kata Köves, vice-president of the Hungarian women entrepreneurs' association, said: "My experience is quite frightening. Most of our 400 members live without a business plan and from hand to mouth."

The UK's enterprise agencies developed out of a similar need. Sponsored by government, local authorities and the private sector, their role was to offer free advice. Hungary is already following the UK pattern by planning a network of similar agencies.

Faint said the UK would concentrate on making the Hungarian network strong, with proper training, using Durham University Business School and links to experienced agencies in Britain, possibly with exchanges of staff.

"We also want to help development of entrepreneurial attitudes and practice in the general population," he added. He cited Shell's Livewire scheme, which helps train young entrepreneurs for self-employment, as an example.

Ian Hamilton Fazey

The death-knell is sounding for many of Japan's subcontractors, writes **Emiko Terazono**

Feeling the pinch

Kiyoshi Ikeda, owner of IKD, a small machine-tool and precision parts maker in Ota, Tokyo, sighs as he looks out at his neighbourhood from an office above his factory. "The area used to be full of other businesses like ours. At night we all used to go drinking at the local yakitori shop. Now it's empty most nights," he says.

Ota, populated mainly by small manufacturers and subcontractors of large car and electronic companies, is one of Japan's deteriorating mini-industrial districts. In these areas, small-business confidence has recently sunk to lows last reached during the 1975 recession.

According to Tokyo Shoko Research, a private credit research agency, bankruptcies at small and medium-sized businesses are up 30 per cent on the previous year, compared with about 4 per cent at large companies.

On top of the economic slump, Japan's subcontractors, which make up 56 per cent of the country's small businesses, have been hit by restructuring at larger corporations. Much of this was planned in the early 1980s but the changes were never implemented as the economy boomad later in the decade.

The effect of the restructuring is that leading manufacturers are making fewer model changes and lengthening their product cycles. Components are designed to be shared among a number of models, while the big companias are starting to produce many of the parts and components themselves.

Meanwhile, the appreciation of the yen is accelerating the move to lower-cost production centres overseas, leaving smaller subcontractors behind.

As a result, many large manufacturers are reviewing existing relationships with their subcontractors. Mazda, the car manufacturer, for example, is cutting its first-tier suppliers from 62 companies to 16, while Isuzu is telling its suppliers to reduce their reliance on the company.

Until now, the competitiveness of large Japanese car and electronics makers had been supported by pyramid *keiretsu*, or corporate grouping structures consisting of four to five layers of subcontractors. Sony has about 100 first-tier subcontractors and Toyota Motor has more than 300. These in turn are supplied by scores of second- and third-tier smaller businesses. These small companies have been a vital source of flexibility, allowing not only employment stability in large companies but bearing the brunt of price cuts by agreeing to sharp cuts in profit margins during the hard times.

Close co-operation in the research and development of a new product allowed large manufacturers to procure high-quality, low-cost products. At the same time, subcontractors wera abla to acquire sophisticated technology, allowing even small concerns such as Ikeda's to use computerised machine tools.

Because of this reliance and the lack of formal contracts, most suppliers are now vulnerable. Car and electronics makers may be telling subcontractors to diversify and reduce dependence on a sole customer, but many are exploiting the situation.

There are many stories of small companies forced to choose between slashing prices or being cut off the pyramid. Business associations which support small enterprises claim many large companies are breaking a law which forbids them from cancelling orders to subcontractors without due notice, or demanding discounts on goods at the time of payment. "There are lots of cases under the surface, but most small companies cannot complain for fear of angering the larger companies," says the National Federation of Merchant and Industrialist's Organisations.

Ashley Ashwood

Restructuring at the big carmakers has put subcontractors in a vulnerable position

Large manufacturers say they have no control over what happens beyond the second tier of suppliers. "We only deal with our first-tier suppliers and as far as we know, we are abiding by the rules," says Nissan Motor. The Japan Communist Party, currently lobbying for the rights of subcontractors, wants regulations at the Ministry of International Trade and Industry changed so that the manufacturer at the head of the pyramid takes responsibility for businesses within the whole structure.

If there is little prospect of regulatory protection, the chances of economic salvation also look fairly remote. Hopes of a recovery in the economy in the second half of the year have receded as fears over falls in real income among workers have depressed consumer confidence. Initial hopes of a recovery boosted commercial lending to small businesses with capital of Y100m (£629,000) or less and workers of 300 or less by 15.1 per cent during the April to June quarter. But the trend failed to last and bankers do not expect demand for funds to recover in the near future. In order to avoid interest costs, small companies are liquidating deposits rather than applying for new loans.

Even though Japan's small manufacturers managed to survive two oil shocks in the 1970s and the surge of the yen in the mid-1980s, many fear there may not be a way out of the current business downturn. According to a study by the Small Business Finance Corporation, more than 60 per cent of a sample of 840 subcontractors said they would seek salvation from their parent companies during the *endaka* (or the 'high yen' recession) in 1986. The most recent survey by the same organisation, however, indicated that more than one fifth of 1,600 businesses polled did not know what to do, while 43.1 per cent said they would try to diversify business relationships.

Miti, which established Japan's post-war manufacturing industry, is aware of the negative consequences of the demise of small businesses. However, the ministry, which virtually established Japan's economic success with its strong guiding hand, has lost the control it once had over industries as corporate Japan has become increasingly international and powerful.

Moreover, the squeeze on small businesses comes as many business owners are ageing and many younger Japanese, captivated by the image of suit-clad businessmen clutching a portable telephone, are avoiding jobs at smaller businesses. Ikeda sums up many attitudes. "I've gone through a few recessions but everyone is saying this one is different. Besides, we're all growing old. We don't have the energy to fight any more," he says.

Richard Gourlay looks at rural and urban employment patterns

Stronger growth in the country

For the last three decades employment in rural manufacturing companies has been growing relative to their urban counterparts. This is not so much due to relocation, but because firms in the country have been taking on proportionately more workers.

At last week's Small Firms conference in Nottingham, a question posed was whether this growth in rural jobs is economically sustainable or whether businesses there may be fundamentally inefficient.

Using evidence from companies that have survived and grown over a 10-year period, researchers David North and David Smallbone of Middlesex University showed markedly different employment generation patterns.*

A 200 per cent increase in sales for a London company, for example, led to only a 66 per cent increase in employment; a similar sales rise for a rural business would have tripled the number of additional jobs.

"Whilst small and medium-sized enterprises in urban areas would appear to have a similar ability to achieve growth as firms elsewhere, they are more likely to achieve it in ways that minimise the number of additional workers employed directly by the firm," Smallbone says.

There are some obvious constraints on urban firms. Wage levels are higher in towns and cities; there is also a greater opportunity to subcontract, while rural companies have to be more self-sufficient.

The research also shows that urban firms tend to adopt growth strategies that deliberately avoid taking on labour.

Smallbone says the research does not have specific policy implications. It nevertheless suggests that those who see small firms as an important source of job creation should acknowledge the different employment patterns.

On the subject of business – as opposed to employee – growth the conference heard a new paper on the Business Start Up Scheme (the name now given to what was originally the Enterprise Allowance Scheme and not to be confused with the forerunner of the Business Expansion Scheme).

The EAS/BSUS was launched in 1981 as a means of supporting unemployed people wanting to make the transition to self employment. It was later handed over to the Training and Enterprise Councils (TECs) to administer.

Research by Shailendra Vyakarnam and Robin Jacobs, of Transitions, a management research and development group, however, suggests much of the effort has been misplaced.** Many individuals backed by TECs have failed and few of those which survive ever progress beyond micro-businesses.

"There is evidence to suggest that growth businesses are started by teams and not by individuals," says Vyakarnam.

"It is time to take another look at the start-up process and see if it is possible to re-design the delivery of support."

The idea that teams rather than individuals are more likely to produce businesses capable of growing is not new. Indeed when Compaq, the US computer group, was founded a decade ago it adopted the team approach and described itself as a "big business starting small".

Studies carried out in Essex and Hertfordshire demonstrate that most putative entrepreneurs do not recognise the need for teams. The vast majority of people considering a new business had not discussed their ideas with anybody beyond their immediate family, the research showed.

Vyakarnam argues that the government might have a better chance of supporting companies capable of growth if it reduced support for some of the TECs' traditional start-up programmes and backed programmes that help build teams.

**David North and David Smallbone, Employment generation and small business growth in different geographical environments.*

***Shailendra Vyakarnam and Robin Jacobs; Teamstart – Overcoming the Blockages to small business growth.*

BUSINESS OPPORTUNITIES

READERS ARE RECOMMENDED TO SEEK APPROPRIATE PROFESSIONAL BEFORE ENTERING INTO COMMITMENTS

U.K. Subsidiary of a major international corporation has substantial funds available for the purchase of consumer credit loan and credit card receivables

* portfolios in excess of £1 million
* no upper limit
* enquiries welcomed from principals only
* guaranteed response to all enquiries

Enquiries write to Box B2075, Financial Times, One Southwark Bridge, London SE1 9HL

WANTED

Profitable trading group with substantial cash funds seeks acquisitions/major shareholding in companies with turnover 2m+, in

Industrial Catering/Vending Office Supplies/Equipment

Write in strictest confidence to *Box B2045, Financial Times, One Southwark Bridge, London SE1 9HL*

"YOUR" RUSSIAN OPPORTUNITY

We are exhibiting at various Trade Shows in RUSSIA. We are established in the market place. Let us sell for you. Reply to

Intercontinental Enterprises Ltd.
Fax: 081-478 5434
Gable House, 1 Balfour Road, Ilford, Essex IG1 4HP

BOX CLEVER AT SANDOWN

Private Dining Room and Balcony at Sandown Park Racecourse

Contact the Racecourse Manager now to obtain further details of the ideal corporate hospitality facility for 26 days racing in 1994.

Sandown Park Racecourse Esher, Surrey KT10 9AJ

Tel: 0372 463072

CHANNEL ISLANDS

Offshore Company Formation and Administration. Also Liberia, Panama & BVI etc Total offshore facilities and services.

For details and appointment write Croy Trust Ltd., Belmont House, 2-6 Belmont Rd, St Helier, Jersey, C.I. Tel: 0534 78774, Fax 0534 35401 Tlx 4192227 COFORM C

LOOK EAST

Several Hong Kong and Taiwanese companies seeking joint venture / merger / acquisition with established European electronics / telecommunications companies. Interested!

For full details write to Box B2079, Financial Times, One Southwark Bridge, London SE1 9HL

WHICH CIVIL ENG / BUILDING CO. / DEVELOPER wants to be represented in Germany? Tel: +49 871 670260 Fax: +49 871 670265

KAREN MILLEN ENGLAND

We have expanded our womenswear retail company successfully though the recession. We are now gathering information for our initial steps into retailing overseas which we envisage will be realised with local distributors and agents. We would like to hear from any such parties who would be interested in working with us.

Unit D11 Maidstone Business Centre
St Peters Street, Maidstone
Kent ME16 0ST

DEVELOPER/OPERATOR REQUIRED FOR MAJOR LEISURE AND SPORTS DEVELOPMENT

We seek a company to build, develop or manage all or part of the commercial facilities for a major leisure and sports development including a hotel, nightclub, cinema, or similar amenities. Principals only. All enquiries in the strictest confidence.

Write to Box B2057, Financial Times, One Southwark Bridge, London SE1 9HL

67000 COMPANY PROFILES IN C.I.S AND BALTIC STATES

Save time, effort and money in doing business in Russia. CIS base a reliable database is available now.

Information Nabor
Business Consultancy
Fax 31-(0)-4950-32418
Tel 31-(0)-4950-41955
Also distributors wanted in several countries

BUSINESS SERVICES

IS YOUR PHONE TAPPED?

Room conversation BUGGED?
CALL FOR A
FREE THREAT ANALYSIS
HIDDEN CAMERAS DETECTED ELECTRONICALLY
If we don't hear from you, we may read about you!
The Counter-Spy Shop - Since 1959
071-408-0287; Fax: 071-629-9538

ORIENTAL MANUFACTURER LOOKING FOR BUSINESS PARTNERSHIP

WE PRODUCE FULL RANGE OF WOODEN TOILET SEATS & ACCESSORIES

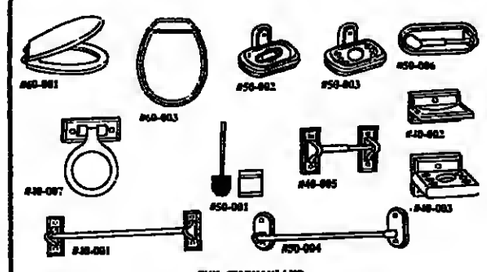

EHK (TAIWAN) LTD.
No. 37, Lane 7, Chung Yuan St., Tai Ping Village, Taichung, Taiwan.
Tel. (886)4/2782686 Fax:(886)4/2766349
Attn: Freda Su

PORTABLE VIDEO DIGITIZER

For sale, rights to compact portable video digitizer, all development and pre-production run completed and initial sales secured. Designed by leading international imaging specialists the digitizer captures images from any video source and is multi standard real time, 24 bit colour, Windows compatible, etc, etc. Multi million pound market potential. Available for sale outright or for a combination of cash and royalties. Full technical support available going forward.

Principals and their related agents only write for further information to: Box B2071, Financial Times, One Southwark Bridge, London SE1 9HL.

ELECTRONICS MANUFACTURING IN EASTERN EUROPE

A well established manufacturer of electronics products, based in Austria,

* Manufacturing cost price levels similar to Malaysia
* Duty-Free imports to EC and US markets for many categories of products
* Simple logistics chains
* Back up from a very experienced manufacturing, engineering and development organisation in Austria if needed
* Local suppliers for many components including plastics

For further information contact: Phone/Fax 081 680 9735 or Fax +431 60101 4860

TAX EFFICIENT INVESTMENT:

Investors and/or working partners sought for expanding B.E.S company in major UK/European growth market.

Contact Man. Dir. Mr. Knox on 0732-740688 or 0836 289684

AN INDIAN AGENCY HOUSE

is interested in having an exclusive arrangement with a company who can arrange the sale of ships for breaking purposes on a regular basis.

Please write to Box B2058, Financial Times, One Southwark Bridge, London SE1 9HL

HARLEY STREET BUSINESS ADDRESS

In addition to our prestigious address we offer fully serviced offices, boardroom, secretarial, mail and free message and telephone service, can be answered in your own name.

For further details phone 071 637 6505

GROSVENOR ST, MAYFAIR, W1.

100-700 SQ/FT Furn & Serviced Economical Offices/Consultation Rooms, Flexible Terms

TEL: 071 493 7830

INSURANCE

MD of mail order publishing company with 20 years direct marketing experience invites approaches from insurance companies with a view to exploiting niche market opportunities

Write Box B2062, Financial Times, One Southwark Bridge, London SE1 9HL.

PRESTIGE ADDRESS.

Windsor based Representative Office with full business support services and individual company identity.

Tel: 0753 791000
Fax: 0753 791010

BUSINESS MANAGEMENT INTERNATIONAL LIMITED

Management and Accounting Services for your in Bermuda. Tel/Fax/Telex/Mail Box Computer facilities
Fax: (809) 292-9943

WANTED PRODUCTS TO MANUFACTURE

BS 5750 Mechanical Engineering Co. with full manufacturing facility seeks established product to manufacture (Not Sell). Experienced in environmental, material handling and construction equipment manufacture - volume 5/100 off.

Apply Box B2069, Financial Times, One Southwark Bridge, London SE1 9HL

GREETINGS

Well known greeting card publishing company is licensing the distribution of its products on a regional basis. Potential distributors with management ability and a working capital of £25-50k are offered a substantial business opportunity with a high income potential.

Tel: 061 491 5575

INVESTORS REQUIRED TO LAUNCH AWARD WINNING U.S. PRODUCT HERE, 0932 252782

TROUBLESHOOTER

Strong business management experience available immediately.
Daily Weekly Contract
General Management * Restructuring*
Sales Development * Strategic Planning*

TEL: 0707 828060
FAX: 0707 828080

COMPANY RESCUE

Crisis Management, Company Turnaround
Contact in strictest confidence
InterConsult (UK)
80 Victoria Road, Darlington DL1 5JG
Fax: (0325) 360021

RECORD COMPANY

Partner wanted to expand rapidly growing Independent Record/Music Publishing Co. trading worldwide
Great potential.
Minimum capital £200,000.

Write to: Box No. A1525, Financial Times, One Southwark Bridge, London SE1 9HL

COMMERCIAL FINANCE VENTURE CAPITAL

Tel: 061 237 9860
Fax: 061 237 9795

IMMEDIATE LOANS

Short term cash loans available against:
1st charges property,
Antiques & Paintings,
Jewellery and valuables.
Non-status -
CCJ's no problem.
Quality Jewellery, etc, also bought.

Bond St. Investments

Your valuables are at risk if you do not keep up re-payments on loans secured against them.

Tel: 071 495 4766

YOUR PRODUCT

• MANUFACTURERS
• DISTRIBUTORS
• IMPORTERS

LARGE PROFITS & TURNOVER
IDEAL HOME MAIL ORDER SELLS YOUR PRODUCT TO 10 MILLION HOMES.
CONTACT

SOLD IN 10 MILLION HOMES

TEL 0733 341445

IDEAL HOME MAIL ORDER (FT)
9 Flag Business Exchange
Peterborough PE1 5TX

OPPORTUNITY TO INVEST IN CO.

Offering acquisition and refurbishment skills for equity share in net profit. Repossession specialists.

Write to B2072, Financial Times, One Southwark Bridge, London SE1 9HL

Your Furnished Office or Mailing Address

in London, Paris, Berlin, Frankfurt, Madrid and 70 other top locations worldwide.

Call Regus on 071 872 5500

COMPANY DOCTOR

experienced and well connected in UK, Europe and Scandinavia.

Fax 081 989 5101

AWARD WINNING LONDON BASED PREMIUM PIZZA RESTAURANT GROUP. CURRENT TURNOVER £2M IS SEEKING CAPITAL FOR EXPANSION.

Principals should apply to: Box 3163, Financial Times, One Southwark Bridge, London SE1 9HL.

VENTURE CAPITAL

Minimum £500,000 equity required.
Please write to:

Box B2069, Financial Times, One Southwark Bridge, London SE1 9HL

COMMERCIAL FINANCE/VENTURE CAPITAL, sensible rates, sensible fees, Anglo American ventures Fax: 0924 201377

EXPORT HOUSE / EXPORT MANAGERS

Established many years Concern Worldwide. We are now successfully exporting to many Countries, but wish to diversify and expand our products portfolio.
Any proposal will be considered.
If interested please contact:
Mr M.R. FONCIN
Tel: 0753-646380 Fax: 0753-646432

WOOD FROM EASTERN EUROPE for Sale. Wood and pre-cut Wood. Agency for Association of Wood. Germany - Tel: +49 234 15690 Fax: +49 234 13247

VCR Does your business need capital? Active private investors & companies have cash to invest. Tel 0491 579999

Dynamic A.C.A.

Former CFO of multiple US corporations, US resident, looking for contract assignments to assist UK companies with financial management and other projects in the US.

Call MJM on 214-661-5968 (USA)

FINANCE DIRECTOR FCA

with wide ranging skills & experience available on a Part/Time basis.

Tel: 071-255 2337.

BUSINESSES FOR SALE

BUILDING AND CIVIL ENGINEERING COMPANY SOUTH OF ENGLAND

FOR SALE DUE TO RETIREMENT

Established over 30 years. Freehold premises, office and yard. Strong trading position. Further scope for expansion.

TURNOVER £5m

Genuine enquiries only - no time wasters.

Applications only considered by letter marked 'Private and Confidential' to:

Box B2052, Financial Times, One Southwark Bridge, London SE1 9HL

A Gateway to the Market in East Harbour Building in Helsinki Finland

For sale.

A beautiful brick building situated below on a site of 36,022 m², adjacent to the harbour dock and with the benefit of direct rail connection.

The property comprises:
Office Space 2815 m², Warehouse Space 8050 m², Other Space 2410 m², Yard Area 30,000 m².

HUONEISTOKESKUS
Contacts: Mr Kimmo Kauppi
Tel: + 358 0 1803 292
Fax: + 358 0 692 7224
HK Property Advisors
Meikonkatu 16A, 00210 Helsinki, Finland

RECEIVERSHIPS/LIQUIDATION – PINK PAGES –

The weekly guide to every insolvent company. Direct contact with Liquidators/Receivers. Fully indexed according to company type.
Free sample copy –
Tel: (0273) 626681. 24 Hrs

KNIGHTSBRIDGE

Ladies Fashion Retail Company For Sale.
Bargain for entrepreneur.

Write to Box B2070, Financial Times, One Southwark Bridge, London SE1 9HL

MANCHESTER

90 BEDROOM BRAND NEW 2 STAR HOTEL
Price: £1,650,000 (freehold)
Michael Pegg International
Tel: England 0272 [illegible]
Fax: England 0272 [illegible]

SMALL PROFITABLE HORSE RACING BUSINESS

Established 15 years, concerned with telephone information, syndication and horse management (20 horses in total). Turnover £160,000. Please write to:

Box B 2065, Financial Times, One Southwark Bridge, London SE1 9HL

The Habit Group of Companies

The Receivers of Habit PLC, a holding company with various interests, invite offers for the following businesses which are involved in diamond tooling, engineering, design and manufacture and painting/decorating.
The Receivers also invite offers for the shares of J.J. Harvey (Manchester) Limited, which is not in Receivership.

Habit Diamond Limited
(In Receivership)
London, N. Wales, S.W. England, The Midlands and Yorkshire

- Supplier of consumable tooling for both ferrous and non-ferrous materials
- Freehold premises at Colwyn Bay, Doncaster, Lichfield
- 4 leased sites in London and Cornwall
- Turnover c£6 million
- Skilled workforce of 177 employees

Cleveland-Guest (Engineering) Limited
(In Receivership)
Lancashire

- Precision engineering and sub-contract machining company with established customer base including UK and overseas aerospace customers. Also designs and manufactures a range of hands for robots.
- Freehold premises
- Turnover c£3 million
- 135 employees

Woodfield Engineering Limited
(In Receivership)
Lancashire

- Design and manufacture of spring assembly machines for bedding industry in UK and overseas. Significant sub-contract machining business to heavy vehicle industry
- Leasehold premises
- Turnover c£2 million
- Skilled workforce of 42 employees

Bryant Symons & Co Ltd
(In Receivership)
Hertfordshire

- Design and manufacture of a range of machine tools to generate high surface finishes in non-ferrous materials. Significant sub-contract diamond machining business
- Leasehold premises
- Blue chip customers with good current order book
- Turnover c£0.75 million
- Skilled workforce of 24 employees

C J Else & Co Limited
(In Receivership)
Lincolnshire

- Painting and decorating contractors involved in commercial, domestic, local authority and government contracts
- Leasehold premises
- Turnover c£1.3 million
- 55 employees

J J Harvey (Manchester) Ltd
(Not In Receivership)
Manchester

- Design and manufacture of large moulds, jigs and fixtures for aerospace, automotive, plastics and advanced materials industries in UK and overseas
- Freehold premises
- Blue chip customers with good current order book
- Turnover c£3 million
- 90 employees

For further details contact the Joint Administrative Receivers:
Allan Griffiths and Malcolm Shierson, Grant Thornton, Heron House, Albert Square, Manchester M2 5HD. Tel: 061-834 5414. Fax: 061-832 6042.

Grant Thornton

The U.K. member firm of Grant Thornton International. Authorised by the Institute of Chartered Accountants in England and Wales to carry on investment business.

On the instructions of
Edward Kirker of Pannell Kerr Forster,
Joint Administrative Receiver, Kneak Ltd

THE GALLEON HOTEL & LEISURE COMPLEX

Wilmslow Road, Didsbury, Manchester

- 46 en suite Letting Bedrooms
- 25 metre Indoor Swimming Pool
- Conference Suite (170)
- 4 Bars seating up to 150
- Fitness Room
- Car parking (150)
- T/O to year end 28.3.93 £1,170,125 exc. VAT

Offers in the region of £1,500,000 freehold

For further information please contact Julian Troup at the Manchester Office on 061 833 3311

CHRISTIE & Co
CORPORATE DIVISION

Wirral Instrumentation and Electrical Co. Limited

The Joint Administrators F W Taylor and T N Birch, offer for sale the business and assets of the above comprising:

- *Instrumentation and electrical contractors (members of the E.C.A.)*
- *Based on Merseyside with contracts in the Midlands and the North of England*
- *Turnover of £1.75m p.a.*
- *Significant contracts in progress with established customers and new projects on hand*
- *Quality Assurance Standard BS 5750 Part 2*

For further details contact F W Taylor, Ernst & Young, Silkhouse Court, Tithebarn Street, Liverpool L2 2LE. Tel: 051-236 8214. Fax: 051-236 0358.

ERNST & YOUNG

Authorised by The Institute of Chartered Accountants in England and Wales to carry on investment business.

POLISH MINISTRY OF OWNERSHIP CHANGES
PRIVATISATIONS THROUGH RESTRUCTURING PROGRAMME

INVITATION TO TENDER

You are a company searching for new strategic fields of expansion or a group of skilled professionals looking forward to proving your *management capabilities*
You think that Poland, with its potential and its wide open doors on the world presents interesting opportunities;
You are looking for a reasonable investment with substantial mid-term value gains generated by your work and involvement:
WE INVITE YOU TO PARTICIPATE IN THE "PRIVATISATION THROUGH RESTRUCTURING" PROGRAMME.
We offer potential investors of all origins an excellent opportunity to take advantage of the country's transition to a market economy, by *means of managing, privatising and in turn earning shares of one of the following small to medium-sized companies that require preliminary* restructuring prior to their privatisation:

Company	Town	Activities
1- REMA	: Reszel	Production of professional and hobby woodworking machinery
2- OFM	: Olszyna	Production of wooden furniture
3- REMOPAP	: Poznan	Maintenance of paper manufacturing plants and mechanical engineering
4- FACh	: Cieszyn	Production of valves, heat and pressure controls and regulation devices
5- WELNOPOL	: Czestochowa	Production of weaving and knitting yarns in pure wool, synthetic or mixed fibres
6- LIMA-Therm	: Limanowa	Manufacturing of heat controls and regulation devices
7/8- OPB & OPBO	: Opole/Ostrow	*Building construction and public works, prefabricated concrete products*
9- LZMOIB	: Zary	Production of fireproof bricks
10- ELTRA	: Bydgoszcz	Production of electrical and electronical components and Hi-Fi equipment
11- POM	:Szczecinek	Maintenance of agriculture machinery and production of steel containers
12- KZKSIUD	: Bialystok	Steel construction (bridges, cranes, frame works...)

This advertisement constitutes a public and official invitation to bid for the restructuring and privatisation of the above mentioned companies whose capital is currently held by the Polish State Treasury, in accordance with art 23.§1 of the law on the privatisation of State-owned companies, *subject to the conditions stated in the so called 'Privatisation through Restructuring programme'. Bids must be received at the* ministry before 3:00 p.m. local time, on Friday, December 12, 1993 for companies Nr 1 to 6 and on Monday, January 10, 1994 for companies Nr 7 to 12. However, the Ministry reserves the right to negotiate with the selected offerors and also to dismiss the entire tender procedure without having to justify its decision.
"Business profiles" are available in French, English and Polish for each company. Still, independent due diligence concluded by interested investors is possible and recommended. *For information about the programme, its operational modes and participation conditions please* contact:

In Poland
ARIA Warsaw: ul. Jasna 1, Room 430,00-013 Warsaw · phone/fax (48-22) 27.45.31 - Michel Sieradzan
ARIA Poznan: ul 29 Czerwca 231/239 Room 107, 61-485 Poznan - phone/fax (48-61) 33.17.90 - Krzysztof Borowiak

In France
Eurogroup Consultants: 17, rue Louis Rouquier, 92300 Levallois · phone (331) 47.58.12.03 - fax (331) 47.59.01.58 · Joseph Florentin Dorlès Consultants: Technopart, Av. des Peupliers, 35510 Cesson-Sévigné - phone (33) 99.83.81.82 - fax (33) 99.83.91.95 · Michel DorlnBanque Worms: Tour Voltaire, 1 pl. des Degrés, 92059 Paris La Défense · phone (331) 49.07.50.26 · fax (331) *49.07.59.32* · Daniel Godet

---

Latham Crossley & Davis

NORTH WEST MAIN ROVER DEALERSHIP

Latham Crossley & Davis invite offers for the sale of a North West motor dealership:

- 300 new unit potential
- *Purpose built long leasehold premises*
- Site size - 0.8 acre

Please address enquiries to Philip Nuttall, Corporate Finance Partner

Latham Crossley & Davis
Arkwright House, Parsonage Gardens, Manchester M3 2LE
Tel: 061 834 3313 Fax: 061 835 3480

Coopers & Lybrand

ALUMINIUM CURTAIN WALLING & GLAZING CONTRACTOR

Glass Cardiff Limited

The Joint Administrative Receivers, offer for sale the business and assets of the above Company which supplies and fixes aluminium curtain walling, glass and glazing.

Principal features of the business include:

- major UK and European contracts
- one of the UK's leading Schuco dealers
- turnover to June 1993 in excess of £5m
- 30,000 sq ft easily accessible modern freehold factory and offices in Cardiff, South Wales.

For further details, please contact Richard A Smart or Stephen J Hall at Coopers & Lybrand, Churchill House, Churchill Way, Cardiff CF1 4XQ. Telephone: 0222 237000. Fax: 0222 345626.

Coopers & Lybrand is authorised by the Institute of Chartered Accountants in England and Wales to carry on Investment Business.

FOR SALE
SKIP HIRE AND LANDFILL BUSINESS

- Located in East Midlands
- 230,000 m³ landfill site in operation
- *300,000 m³ landfill site* recently acquired
- Leading skip hire business in the area.
- Turnover £750,000

Interested parties please write to Box B2076, Financial Times, One Southwark Bridge, London SE1 9HL

OFFICE EQUIPMENT

MAJOR CITY PLC MOVES HQ
CLEARANCE OF

Executive suites, system desking, operational desking, executive and operational seating, reception and boardroom furniture, divider screens. Must clear by end of year.

081 549 9339

BOXED BANKRUPT STOCKS // QUALITY USED OFFICE FURNITURE HUGE QUANTITIES TO CLEAR NOW.

200	(Boxed)	Designer meeting room chairs	£76.00
1900	(As new)	Operator chairs from	£19.00
500	(Boxed)	Leather high back exec chairs	£139.00
350	(Boxed)	Black Ash Desks & Pedestal	£89.00
320	(Boxed)	O.K Desks & Pedestal	£89.00
260	(Second Hand)	Quality Tambour fronted storage oak grey	various
275	(New/Second Hand)	Workstations with screens	Various

Many other items available - including Steelcase, Herman Miller, Knoll (Hannah), Flexiform & Sunar

TEL: 081 743 2100 FAX 081 749 9500

GRAHAM & SIBBALD
CHARTERED SURVEYORS

On the Instructions of Touche Ross & Co

INVERNESS ROLLER BOWL
For Sale

As a going concern

24 Lane Ten Pin Facility in modern building

Bar- Restaurant- Car Park

4 Ardross Street, Inverness, IV3 5NN
Tel:0463-236977 Fax:0463-224886

BUSINESS FOR SALE

INTERNATIONAL LANGUAGE TRAINING COMPANY

- specialists in English and foreign language training
- internationally respected brand name
- worldwide agent network
- experienced and highly qualified staff
- turnover in excess of £2 million

Potential purchasers please write to Jeremy Furniss at the address below.

Livingstone Fisher Plc,
Acre House, 11-15 William Road, London NW1 3ER

LIVINGSTONE FISHER
The Acquisition & Disposal Specialists
A Member of FIMBRA

CARLIGHT TRAILERS LIMITED
(IN ADMINISTRATIVE RECEIVERSHIP)

The Administrative Receiver offers for sale the business and assets of Carlight Trailers Limited based in Sleaford, Lincolnshire.

The Company is one of the premier manufacturers of quality caravans in the UK.

- ★ Turnover of £1.3m in the year to 3rd March 1993.
- ★ Prestigious name and reputation in the field.
- ★ Premises up to 14,000 square feet with appropriate lease available.

For further details, please contact the Administrative Receiver.

A Tomlinson FCA MSPI
A H Tomlinson & Co.
Barclay House, 35 Whitworth Street West, Manchester M1 5NG
Tel: 061 7573 Fax: 061 236 6590

FOR SALE
SMALL PACKAGING COMPANY

Specialising in producing packaging for the fresh food market. The Company has a £2 million turnover with good profits and little or no borrowing and modern plant and equipment. Excellent growth rate and potential with new unique products ready for launch in 1994, with unusually exceptional financial prospects.

Write to Box B2061, Financial Times, One Southwark Bridge, London SE1 9HL

FOR SALE

Aerospace fastener stockist/distributor with own manufacturing unit. BS 5750 and other major company approvals. Long term contracts with various Blue Chip companies. Established customer base. Throughout the UK.

Write to Box B2067, Financial Times, One Southwark Bridge, London SE1 9HL

B&A MAGAZINE

advertises businesses for sale and auction of assets.

Tel: 071-262-1164
Fax: 071-706-3464

PUBLIC NOTICE

THE SCOTTISH AGRICULTURAL SECURITIES CORPORATION plc

3½% DEBENTURE STOCK 1962/93

Notice is hereby given that the Register of the Corporation's above mentioned Debenture Stock will be CLOSED for TRANSFER and REGISTRATION from 30th November to 13th December 1993.

By order of the Board
Nigel B Richardson, *Secretary*
19 Rutland Square
Edinburgh
EH1 2BA 22nd November 1993

LEGAL NOTICE

NOTICE OF APPOINTMENT OF ADMINISTRATIVE RECEIVER
CYGNET (CINEMA BARS) LIMITED
(in administrative receivership)

Registered Number: 2770638. Former Company Names: Issue Match Limited. Trading Name(s): Cygnet (Cinema Bars) Limited. Nature of Business: Bars. Trade Classification. Division 4 Retailing 1b. Date of Appointment of administrative receivers: 11 November 1993. Name of Person Appointing the administrative receivers: Carlsberg - Tetley Brewing Limited. Names of Appointees: A M Menzies and J K R Jones. Office Holder Numbers: 0/6053/01 0/4596/01
Address(es) of Appointees:
Robson Rhodes, Centre City Tower,
7 Hill Street,
Birmingham B5 4UU

BUSINESSES FOR SALE Appear in the Financial Times on Tuesdays, Fridays and Saturdays.
For further information or to advertise in this section please contact Karl Loynton on 071 873 4780 or Melaine Miles on 071 873 3308

FT CONFERENCES

VENTURE FORUM EUROPE '93
London, 29 November - 1 December
Arranged jointly by the Financial Times and Venture Economics, the Forum brings together industry experts from Europe and the USA to discuss the issues and opportunities affecting the European venture capital community. The Forum will include sessions on new approaches to fund raising; buyouts; the outlook for technology investing in Europe and future forecasts.

DOING BUSINESS WITH SPAIN
- The Economic Challenge of the New Government.
Madrid, 1 & 2 December
The FT's annual conference, arranged with Expansión and Actualidad Económica, will review the economic, budget and labour policies of the new Spanish Government as well as important questions on Europe's future and the conditions for monetary and political union. The distinguished panel of speakers includes: D. Pedro Solbes Mira, the Spanish Minister of Economy & Finance, D. José Antonio Grinán Martínez, the Spanish Minister of Labour & Social Security, D. Luis Angel Rojo, Governor of the Bank of Spain, and D. Javier Valls, Banco Popular Español.

PENSIONS - A Time for Change
London, 7 & 8 December
Following the publication of the Goode Committee's Report, the conference will discuss key issues of concern to pension fund administrators and their advisers and examine investment strategies in a climate of low inflation. Mr William Hague MP, Department of Social Security will give the opening address and speakers include: Mr Tom Ross, Clay & Partners; Mr Brian Matthews, ESN Pension Management Group; Mr Hugh Stevenson, Mercury Asset Management Group plc; Mr Ron Spill, Legal & General Assurance Society Limited and Mr Rodney Dennis, Prudential Portfolio Managers Limited.

WORLD TELECOMMUNICATIONS
London, 7 & 8 December
The conference debate will focus on the trends changing the shape of the world telecommunications industry, with particular emphasis on regulation and the methods, challenges and obstacles of privatisation. Speakers include: Mr Don Cruickshank, Director General of OFTEL, Mr James H Quello, Chairman of the Federal Communications Commission, Mr Marc Dandelot, Conseiller d'Etat, French Ministry of Posts and Telecommunications, Mr Pál Horváth, Director General of the Hungarian Telecommunications Company ; Mr Bessel Kok, Chief Executive Officer of Belgacom and Mr Merrill Tutton, President, AT&T (UK) Ltd.

THE OUTLOOK FOR NATURAL GAS IN THE 1990s AND BEYOND
Vienna, 13 & 14 December
This topical meeting will consider developments in key markets, evaluate supply and demand, and examine the financing of gas projects. Speakers include: Mr David Pearce, Shell International Gas Limited; Mr Fritz Voigt, Exxon Company International; Mr Peter Mellbye, Statoil; Mr Herbert Detharding, Wintershall AG; Mr Robert Kelly, Enron Corp and Mr Jean-Marie Dauger, Gaz de France.

RESOURCE MANAGEMENT IN THE PUBLIC SECTOR
London, 7 February 1994
This conference will examine the opportunities for selling services to the public sector and how a successful and enduring partnership can be built between the public and private sectors to the advantage of both.

COMMERCIAL AVIATION IN THE ASIA-PACIFIC REGION
Singapore, 20 & 21 February 1994
This biennial meeting, timed to coincide with the Asian Aerospace & Defence Technology Exhibition, brings together expert speakers to discuss the rapid growth of commercial aviation in the Asia-Pacific region and consider the impact of this expansion on the demand for new airliners, additional airports and improved infrastructure.

All enquiries should be addressed to : Financial Times Conference Organisation, 102-108 Clerkenwell Road, London EC1M 5SA. Tel: 071 814 9770 (24 hour answering service) Telex: 27347 FTCONF G Fax: 071 873 3975/3969

A REVOLUTION IN BULK HANDLING

The new container from C.R. Massie accelerates loading.
- Move 8000 tonnes per day for only 31p per tonne.
- Suitable for any bulk handling.
- Choice to buy or rent.
- Opens from the bottom, taking only 40 seconds to unload.
- Environmentally friendly.

For more information contact:
C.R. Massie
Tel: 051-933 1024/5

WE GATHER COMPANY INFORMATION. YOU ENJOY THE FRUITS.

McCarthy Information provides comprehensive information on the companies and industries that interest you. Every day, we harvest and store the information from the world's top 70 business publications.

Whether you access it on CD-ROM, online or from hard copy, you will find it easy to reap the benefits from McCarthy's comprehensive service. Sow the first seed today: post the coupon below.

Don't be a don't know...
...contact McCarthy

Complete this coupon and send it to: Michael Ridgway, McCarthy Information, P.O. Box 12, Sunbury, Middlesex TW16 7UD. Telephone: 0932 761444. Please send me details of McCarthy Information Services.

Name
Company
Address
Country
Telephone:

AFT 12F

McCarthy Information Services
COMPANY INFORMATION TO ACT ON

PEOPLE

Walker takes over at Swalec

The new group chief executive of South Wales Electricity, Andrew Walker, is clearly a man who ignores the herd and sails his own course.

In 1975, a time when many students and young people were campaigning against companies – in particular Barclays Bank – for their connections with South Africa, Walker, recently graduated from Cambridge, showed an independent mind and went off to Johannesburg to work for the South African Chamber of Mines. His task was to increase gold mining productivity, using his engineering degrees.

At 42, Walker, a former pupil at Ampleforth, now takes over at South Wales Electricity, recently re-named Swalec, a company with a market capitalisation of some £660m.

He joins on Thursday though he will actually take over in January 1994, following David Jones's move to be chief executive at the National Grid Company.

Walker has long had ties with electricity generation, having been sponsored by the Central Electricity Generating Board during his first degree.

While in South Africa he joined Dowty, remaining with the company through a variety of posts until leaving in August this year.

Swalec had been talking to Walker about taking up the new post for the past six weeks. According to Wynford Evans, Swalec's chairman, Walker will be expected not just to "control our core business but also to lead in developing our opportunities in cable, television and telephony, as well as to pull our contracting subsidiaries in better order".

Townsend leaves NHS for Btec

Tina Townsend has been appointed the new chief executive of the Business and Technology Council, one of the bodies which validates vocational qualifications.

She succeeds John Sellars, who has led Btec from its inception in 1983.

Townsend takes up her appointment in February 1994 from her present post as chief executive of the National Health Service Training Directorate. Her recent experience of leading a major organisation through a period of change will be apposite for Btec which is at the forefront of change in vocational education in an effort to meet the government's national education and training targets.

Townsend, 46, started her career as a lecturer in vocational education and training at the University of Wales and was a senior research officer with the Manpower Services Commission. She joined the NHS Training Authority as director of research in 1984.

She said yesterday: "Britain's need for a fully motivated and technically equipped workforce has never been greater."

A self-financing organisation, Btec was set up in 1983 by the then Department of Education and Science with the aim of promoting and developing quality work-related programmes.

■ **Nicholas Barber**, chief executive of the Ocean Group, has been appointed a trustee of the *BRITISH MUSEUM*.

■ **Stephen Gutteridge**, md supply of Seeboard, has been appointed director of the ELECTRICITY ASSOCIATION on the retirement of Maunder Wide.

■ **Malcolm Miles**, md of BSP International Foundations, a vice-president of the East Anglian Engineering Employers Federation and a trustee of the Deep Foundations Institute of America, has been appointed president of the COMMITTEE FOR EUROPEAN CONSTRUCTION EQUIPMENT.

■ **Malcolm Lelliott**, chairman of the UK section of AEEBC, has been appointed president of the ARCHITECTS AND SURVEYORS INSTITUTE.

Finance moves

■ **Gerry Grimstone**, who joined Schroders from the Treasury seven years ago, has moved out of the investment banking division to head the newly created international financing and advisory department. Whereas investment banking handles UK mergers and acquisitions and flotations as well as overseas M & A work in those countries where the bank has a local presence, Grimstone's new domain has taken charge of equity capital market activities worldwide. Current assignments include advising the Greek government on the privatisation of the telecommunications company OTE and the Italians on the INA life assurance company sell-off.

Grimstone's department falls within the new international finance division under group managing director William Slee. Bernard Dewe Mathews, who looks after international projects and contractor advisory and financing activities, heads the other department, to be known as the international projects department.

■ **Neil Pegrum**, manager of the M&G Midland & General Trust Fund and the M&G Equity Income Fund, and **Peter Jones**, head of research at M&G Group, have been appointed directors of M&G Investment Management.

■ **Tarek Mahmoud**, formerly md of Bankers Trust International's debt new issue business, has been appointed a director of BARING BROTHERS & Co.

■ **Simon Ashworth, Peter Bickley, Virginia Halliwell** and **Barry Scott** have been appointed directors of TILNEY & Co.

■ **Bob Bennett** (above left), formerly general manager (finance and estates) at the Leeds Permanent Building Society, has been appointed finance director of NORTHERN ROCK BUILDING SOCIETY.

■ **Christopher Joll** (above right), formerly chief executive of Georgeson & Company, has been appointed a director of KLEINWORT BENSON SECURITIES.

■ **Simon Frost** has been appointed a partner of KEITH BAYLEY ROGERS & Co.

■ **John Standen** is appointed chief executive of BZW corporate finance worldwide; he was previously responsible for UK operations. **John Hunt, John Plaxton** and **Jeremy Seddon** are appointed vice-chairmen; **Edward Nicholson** becomes chief operations officer. **Richard Gillingwater** and **Philip Remnant** are appointed chief executives of UK corporate finance.

Graham Rider (left) has been appointed managing director of Financial Institution Services at Thomas Cook.

Rider, 40, joins the travel and financial services group from Storehouse, where he was group finance director, as well as being finance director of British Home Stores. Previous jobs were also in the retail sector as financial controller at Woolworths and at House of Fraser.

A move to Thomas Cook's retail travel chain would have kept Rider in a mass consumer industry. His responsibilities on Thomas Cook's financial side will, however, be somewhat different. The subsidiary he will head provides travellers' cheques, foreign currencies, drafts and wires to about 8,000 financial institutions.

Rider concedes that his new job is in a different line of business from his previous positions. But he says his retail background will help him fulfil Thomas Cook's aim for the subsidiary, which is to improve customer service.

Another change is the move from a quoted UK company to an organisation controlled by Westdeutsche Landesbank and LTU, the German travel group. Rider says that although he will no longer have to deal with shareholder matters, Thomas Cook is sufficiently large to provide him with other challenges.

BUSINESSES FOR SALE

GREEK EXPORTS S.A.

ANNOUNCEMENT OF A REPEAT PUBLIC AUCTION FOR THE HIGHEST BID

GREEK EXPORTS S.A., established in Athens (17 Panepistimiou Street) and legally represented, in its capacity as Liquidator in accordance with article 46a of Law No. 1891/1990, supplemented by article 14 of Law No. 2000/1991 and following Decision No. 3089/1993 of the Athens Court of Appeal.

ANNOUNCES

a Public Auction for the Highest Bid with sealed, binding offers for the sale, in toto, of the assets of the société anonyme named GENIKI PROMITHEFTIKI (KATASKEVAI) AE ELECTRICAL, TELECOMMUNICATIONS AND PLASTICS INDUSTRY, which is under special liquidation and established at 25 Stournari St. in Athens and is engaged in the manufacture of low, medium and high voltage electrical equipment and all kinds of telecommunications materials.

1. In order to take part in the auction, interested parties are invited to receive from the liquidator the Offering Memorandum as well as the form of the Letter of Guarantee required for the submission of a binding offer to the Athens notary public assigned to the public auction, Mrs. Andriani-Dimitra Economopoulou-Zapheiropoulou, 18 Voukourestiou Street, 5th floor, tel. 361.8249 up to Thursday 16th December 1993 at 1900 hours. Bids must be submitted in person or by a legally authorised representative.
2. The bids will be unsealed before the above-mentioned notary public on Friday 17th December 1993 at 1100 hours with the Liquidator in attendance. Those who have submitted bids within the prescribed time can also attend.
   Bids submitted beyond the prescribed time will not be accepted or taken into account.
3. The sealed, binding offers must clearly state the price offered for the purchase, in toto, of the Company's assets and must be accompanied by a Letter of Guarantee from a bank legally operating in Greece, for the amount of eighty million drachmas (80,000,000 drs.) or its equivalent in U.S. dollars.
4. The Company's assets and all fixed and circulating constituent parts thereof, such as immovable and movable property, claims, trademarks, titles, rights, etc, are to be sold and transferred "as is, where is" and, more specifically, in their actual and legal condition and location on the date on which the sale contract is signed, regardless of whether the Company is operating or not.
5. The Liquidator, the Company and the creditor representing 51% of the total claims against the Company (Law 1892/90 article 46a para. 1 as in force), known hereafter as the Majority Creditors, shall bear no liability for any legal or actual defects or for any deficiency in the effects and rights for sale nor for the possible refusal of the State to approve, as required the transfer of elements of the assets, nor for their incomplete or faulty description in the Offering Memorandum and in any correspondence. In the event of inconsistencies, entries in the Company's books, as they stand on the date of signature of the sale contract, shall prevail.
6. Prospective buyers, hereinafter referred to as "Buyers", shall be obliged, on their own responsibility and due care, and by their own means and at their own expense, to inspect the object of the sale and form their own judgement and declare in their bids that they are fully aware of the actual and legal condition of the assets for sale. The Buyers are hereby reminded that, in accordance with the provisions of Law 1892/90, article 46a, para. 4 as in force, having agreed in writing to maintain confidentiality, they are entitled to have access to any information they may require concerning the Company for sale.
7. Bids should not contain terms which might prevaricate their bindingness or any vagueness concerning the offered price and its method of payment, or any other matter of importance to the sale. The Liquidator and the Majority Creditors have the right, at their incontestable discretion, to reject offers which contain terms and conditions, irrespective of whether these offers contain a higher price than that of other bidders.
8. In the event that the person to whom the auction is adjudicated, fails in his obligation to appear within twenty (20) days from being invited to do so, and sign the relative contract and fails to abide by the other obligations accruing from the present announcement, then the above-mentioned guarantee of eighty million drachmas (80,000,000 drs.) is forfeited to the Liquidator in compensation for expenses of any kind, time spent, any actual or hypothetical loss sustained with an obligation on the Liquidator's part to furnish any specific proof or deem that the amount has been forfeited to him as a penalty clause and collect it from the guarantor bank.
   Guarantees deposited by other bidders shall be returned to them after the Liquidator's evaluation report has been approved by the Majority Creditors and the highest bidder's guarantee shall be returned to him after he has paid the sale price and the act of settlement has been drawn up and signed.
9. The highest bidder is deemed the one whose offer has been judged by the Liquidator and approved by the Majority Creditors as being in their best interests.
10. The Liquidator shall not be liable to participants in the auction either with respect to the evaluation report or for his selection of the highest bidder and neither will he be liable to them for the cancellation of the auction in the event that its outcome is not approved by the Majority Creditors.
11. Participants in the auction do not acquire any right, claim or demand from the present announcement or from their participation in the auction, against the Liquidator, for any cause or reason.
12. Transfer expenses of the assets for sale (taxes, stamp duty, notarial and mortgagor's fees, rights and other expenses for drawing up topographical diagrams as required by law 651/77, etc.) are to be borne by the Buyer.

For any information, interested parties can apply to:

GREEK EXPORTS S.A., 17 Panepistimiou Street (1st floor), Tel. 30 1 32 43 111 to 30 1 32 43 115

FOR SALE

Import Division of a small BS 5750 registered plc, distributing its own distinctive brand of high gross margin seasonal electrical products to DIY and retail outlets. Assets offered: - brand name, product range (all BS certified) existing stocks, supply and distribution arrangements. All ideal "bolt-on" acquisition, being easily relocated to purchaser's own site. Gross Margin circa £0.4 million.

Write to Box B2064, Financial Times, One Southwark Bridge, London SE1 9HL

CONTRACT MAINTENANCE COMPANY

The maintenance division servicing Diesel generators and MV electrical equipment is for sale.

Portfolio of Blue Chip clients, banks and governmental organisations. Turnover PA £750k. Profits £150k. Continuing installations by seller gives potential for further growth. Total price required to include stocks purchase is £800k.

Please reply to Box B2056, Financial Times, One Southwark Bridge, London SE1 9HL

BUSINESSES WANTED

CHEMICAL WASTE MANAGEMENT

Our client is a highly successful UK subsidiary of a major European specialty chemicals manufacturer wishing to expand its UK base by acquisition.

Ideally they require companies with a proven sales team operating in the chemical waste market. Processing facilities would be an advantage.

They are able to provide a professional management team allied with strong financial backing.

Reply to:
Adrian Berg
Alexander & Co
Chartered Accountants
17 St Ann's Square
Manchester M2 7PW
Telephone: 061 832-4841
Facsimile: 061 835-2539

Authorised by the Institute of Chartered Accountants in England and Wales to carry on investment business

VEHICLE CONTRACT HIRE BUSINESSES

We are a wholly owned subsidiary of an international group with a substantial vehicle contract hire fleet. We are interested in acquiring businesses of all sizes to expand our fleet.

If you wish to dispose of your vehicle contract company or fleet, please write in confidence to:
Box No. B2060, Financial Times,
1 Southwark Bridge, London, SE1 9HL.
Principals only – no agencies or brokers.

MANUFACTURING BUSINESS

Experienced entrepreneurs with backing seek to acquire control of electronics/electro-mechanical manufacturing business with the following characteristics:-

* £0.5m - £1.5m t/o
* Northwest base
* Committed seller

Write to Box B2074, Financial Times, One Southwark Bridge, London SE1 9HL

MASTER ANTENNA TV/SATELLITE MASTER ANTENNA TV OPERATION AND MAINTENANCE

Established Irish company is seeking to expand its operations in the UK. We wish to acquire control of a MATV and/or SMATV business with potential for growth.

Write to:
Andrew Stone at
BMP International
235-245 Goswell Road,
London EC1V 7JD

EASTERN EUROPEAN TRADER

Old established trading/distribution company with branches and emphasis Eastern Europe.

Relocating head office to London. Would like to acquire/merge with similar business for economies of scale etc. Reply to:

Fax: 071 436 4574

COMPANIES WITH DEFERRED TAX WANTED

Investment company based on Jersey seeks to acquire UK companies with following characteristics

- Between £0.5-£5 million in capital gains or deferred tax
- Highly negotiable assets preferred
- Also "burned out" leasing companies wanted
- Committed seller

Write to Box B1917, Financial Times, One Southwark Bridge, London SE1 9HL

MEDIUM SIZED MANUFACTURING COMPANY

with interests in electrical power transmission and telecommunications sectors is interested in acquiring a business involved with these markets (utilities and contracting houses). Substantial funds available
Box B2054, Financial Times,
One Southwark Bridge, London SE1 9HL

PROFITABLE PRIVATE COMPANIES SOUGHT

Operating profits not less than £1 million.

Tel: 071 794 4033

INDIVIDUAL SEEKS TO BUY

A small or medium sized existing business preferably having it's own products, know how or expertise with permission for foreigners to buy.

Write Box B2053, Financial Times,
One Southwark Bridge,
London SE1 9HL.

VEHICLE FLEET MANAGEMENT

Motor Group wishes to acquire well-established fleet management business with a sound client base.

Write with details in Box B2040,
Financial Times,
One Southwark Bridge, London SE1 9HL

CONTRACTS & TENDERS

APPLICATIONS FOR INCLUSION ON TENDER LIST
PRAGUE

Obecní dům, Praha 1

In accordance with the provisions of the Assigned order of Construction and the Commercial Code of the Czech Republic a public commercial tender competition will be held for contractors for the Refurbishment of the Obecní dům, Praha.

The project comprises the refurbishment of the building, site plan area 4,227 m², volume 146,240 m³. Included is the complete renewal and modernization of technical facilities and the restoration of historically protected areas.

Parties who wish to be included in the tender can collect the tender conditions from Directors secretariat at the Obecní dům, nám. Republiky 5, 111 21 Praha 1 (Tel. 232 08 39, fax. 231 25 70), weekdays from 08.00 to 12.00. Questions should be in Czech and addressed to Ing. Frabša at the above address (Tel: 232 65 82). Submissions must be returned by 20th December 1993.

Ing. Zbyněk Sadil, Csc.
Director

TAIWAN SUPPLY BUREAU TENDER ANNOUNCEMENT

BUYER: TAIWAN RAILWAY ADMINISTRATION (TRA)

PURCHASING AGENT: TAIWAN SUPPLY BUREAU (TSB) 3, KAI FENG STREET, 1ST SEC. TAIPEI, TAIWAN, R.O.C.
TEL: (02) 3110814 FAX: (02) 3610995

INVITATION NO.	TENDER OPENING DATE	DESCRIPTION OF SUPPLIES	Q'TY/UNIT/CAR
TSB-9332-190(1)	9:30 AM December 28, 1993	PUSH-PULL TRAINS	400 UNITS LOCO. 64 CARS COACH 336 CARS

FOR FURTHER DETAILS, PLEASE REFER TO THE TENDER INVITATION. THE TENDER INVITATION IS WAITING TO BE TAKEN BACK (FEE @USD310) AND WELCOME TO PARTICIPATE.

PLANT & MACHINERY

PRIVATE TREATY SALE - USA

Machinery & Equipment no longer required by
McDONNELL DOUGLAS CORP.
at several locations throughout USA

120 VERY LARGE CAPACITY CNC MACHINES
FOR AIRFRAME & AEROSPACE COMPONENT MANUFACTURE

including:
CNC Profilers, Machining Centres, Contour Mills, Routers, Grinders, EDMs, Electron Microscopes, Co-ordinate Measuring, Hyd. Presses to 41,000 tons, Bladder Press, Vacuum Presses, Hammers, Autoclaves, Gantry & Carburising Furnaces, Anodising, Titanium Processing - AND MUCH MORE!

Partial listing only. All subject to prior sale. Illustrated brochure from:
NORMAN LEVY ASSOCIATES INC.
USA Phone: 313-353-8840 Fax: 313-353-1442
UK Phone: 0203-632277 Fax: 0203-632226

All Advertisement bookings are accepted subject to our current Terms and Conditions, copies of which are available by writing to The Advertisement Production Director, The Financial Times, One Southwark Bridge, London SE1 9HL Tel: 071 873 3223 Fax: 071 873 3064

Low rent but high brow

Lynn MacRitchie admires the video installation works of Gary Hill

The work of Gary Hill, now showing at the Museum of Modern Art, Oxford, and that of Bill Viola which follows next month at the Whitechapel Gallery, London, should convince anyone still in doubt that video, for all its low rent, low brow connotations, can be used to create beautiful, thoughtful works of art.

Hill, born in California in 1951 and originally trained as a sculptor at the Art Students League, Woodstock, New York, has been working with video for 20 years. His installations created in the last three have won him a reputation of world standing, sealed by the acclaim accorded "Tall Ships" at Documenta 9 in Kassel last year and repeated at the Whitney Biennial in New York earlier this, which is one of the five works featured at Oxford.

He has succeeded in using a medium which has often been dismissed as peripheral to the artistic mainstream to create artwork of beauty and profundity. Looking at his work is not quite so straightforward as looking at a painting, however. Three installations, "I Believe It Is An Image In Light Of The Other," "Tall Ships" and "Learning Curva" all require the spectator to become part of the piece, whether stepping in to a dark tunnel to activate the ghostly figures which animate "Tall Ships", threading through the hanging cathode ray tubes of "Image in Light of the Other" or sitting at a modified school desk to gaze at the endlessly crashing wave of "Learning Curve."

But participation by the viewer does not seem, as it can do in some interactive pieces, strained or uncomfortable. Instead, physical engagement becomes part of the process of understanding the works, revealing the complexity of their formal organisation and also contributing to their impact. The viewer must step into a dark enclosure to trigger the projections in "Tall Ships", a series of figures which come forward and return the spectator's gaze before finally turning away, as if unsatisfied with the encounter. The cathode ray tubes of "... in Light of the Other", 1991-92, are the only source of light in the installation and viewers must weave through their electric glade to read the texts on the books spread on the floor beneath.

Hill has developed these complex works by using video to examine the relationship between image and text, initially in single screen tapes such as "URA ARU", where words are run backwards and forwards over the visual image. The power of the installations, however, lies in his way of opening out his video work from the the single screen to become part of mixed media compositions with a wider reference to traditional painting or sculpture. The figures in "Tall Ships", for example, could be a living mural while his use of the naked body as subject is part of the long humanist sculptural tradition. His chosen tool, the video camera, allows that tradition to move into the era of the electronic image.

In "Inasmnch ae it is Always Already Taking Place", 1990, for example, 16 cathode ray tubes of various sizes are tumbled together in a specially built wall niche. Each is the size of the part of the body which is shown on the screen, normal television size for the stomach, tiny for the tip of a finger. They sit in their alcove glowing blue, mysterious, like the bones of e saint. This is no desiccated memorial, however, but living flesh, rising and falling as it breathes, the separate parts combining to create a metaphor for, in Hill's words, "the meeting ground of the physicality of the body, space and time."

Another physical experience, that of surfing, underlies the concept of "Learning Curve," 1993, specially commissioned for this exhibition. In his California youth, Hill was a keen surfer, and wanted to explore the experience of riding "tha perfect wave", dependent on e momentary harmony of mind, body and nature, as a symbol for the "opening out" of the mind immersed in the flow of thought. Hill has adapted a school desk so that its surface stretches out some 15 or so feet in front, sloping gently upwards. At its highest point rises a low horizontal screen, on which is projected the video image of a constantly breaking wave.

The piece is a departure from the other works, inviting the viewer to contemplate not the image of a thinking body but the concept of thought itself, "feeding back to the viewer," Hill explained to me, "in the endless becoming of the wave." Hill's work is remarkably successful in juggling with philosophical concepts expressed through technology.

This is perhaps because he is prepared to be es ruthless with his medium, stripping down the complexities of the video monitor to a few fragile glass tubes, as he is with his own body, which he subjects to his camera's unflinching gaze. This old fashioned artistic honesty, in which both subject and technique are pushed to their limits in the attempt to achieve a successful formal resolution, results in works of power and conviction, as well as beauty.

Gary Hill: In Light of the Other until January 9; Museum of Modern Art, 30, Pemhroke Street, Oxford OX1 1BP. Tel 0865 722733. In association with the Tate Gallery, Liverpool, where the show can be seen from February 26 - May 2, 1994.

'I Believe It Is An Image In Light Of The Other' by Gary Hill

Concerts in London

The Purcell Experience

This was Roger Norrington's seventh "Experience" weekend. The format of talks, exhibitions, chamber and orchestral events provides the opportunity for audiences to immerse themselves in a composer's mind and music.

This year's focus of attention was Purcell, which meant that the "Experience" also counted towards the South Bank's celebrations leading up to the composer's tricentenary in 1995. If such a prestigious national event can call forth the funds, we may yet get a full re-enactment of what extravagance really meant in Restoration theatre. This weekend could only hint at it with its closing performance of *The Fairy Queen*.

Before the main event a lecture examined how Shakespeare's *A Midsummer Night's Dream* was trimmed, coiffured, given a virtual short-back-and-sides to suit late 17th-century fashion. An example of how individual lines were rewritten was especially telling, not least because on this occasion we were to get Elkanah Settle's version of the play together with Purcell's music, both complete, though unstaged – e full four-hour entertainment, which overran vastly.

The re-coupling of play and music is for special occasions only. There is barely any connection between the two, except the overall feel of the period spectacle, best judged when seen (if ever again) with the lavish sets and costumes that were an integral part of the show. The interesting feature at the Queen Elizabeth Hall was how vividly the neutered portions of the Shakespeare still held the attention – a plus point for some lively acting.

Any thinking conductor of Purcell these days has his opinions on the texts and Norrington is no exception. For *The Fairy Queen* he re-ordered a couple of items. He has no double-bass in the London Baroque Players. And he prefers high tenors (Howard Crook and Mark Pedmore, nicely contrasted, both able and musical) to counter-tenors.

After a couple of very characterful performances of this piece recently in London from Les Arts Florissants and the Gabrieli Consort, it seemed at first that Norrington might be on the dry side. The Schütz Choir was not placed ideally forward. Nor were all the female soloists as well parted as Lorraine Hunt, who had e few uncertainties as to where the music was going, but none at all about her voice, a full, gleaming, far from standard baroque soprano.

By the end, however, all doubts had faded. Norrington had given us humour without vulgarity, variety without gratuitous extra colouring, the passing shortcomings of his rivals. How inventive a score this is, full of magic, comedy and feeling – in so many ways a worthy parallel to the Shakespeare play it so naughtily misrepresents.

Richard Fairman

Messiaen's final swan song

The high point of the Barbican's *in memoriam* festival for Olivier Messiaen was naturally the British premiere of *Eclairs sur l'Au-Delà ...*, his last major work. The New York Philharmonic commissioned it, and first played it in November last year, six months after the composer's death at 83. On Sunday *Eclairs* had a resplendent performance by Kent Nagano and the London Symphony on Sunday, so finely prepared and projected as to forbid the easy response, "There goes Messiaen re-cycling himself again!"

Messiaen always did re-cycle himself, of course. At least from the 1940s, material from earlier pieces – not just themes and chord sequences, but particular tropes and whole movement-formats – recurred regularly in his new ones: often because of some devotional significance that they had for him, like sacred "Leitmotiven". Since *Eclairs sur l'Au-Delà* ("Illuminations of the beyond") is a devotional work *par excellence*, we expected most of the familiar elements again, and we got them in profusion.

In the music of e composer with such a highly coloured but restricted vocabulary (original though it was), all that self-quotation has sometimes seemed risky. Even in Messiaen's late mega-"opera" on St. Francis, there are long stretches which sound routine simply because we have known them from long before. Yet in *Eclairs ...* the echoes have a silvery new ring, touched with a soft new grace.

That might be a sentimental illusion, the effect of knowing that this is an old composer's last testament (as he surely meant it to be); but I do not think it is. There is a parallel between *Eclairs ...* and Stravinsky's last pieces: a degree of unforced compression and seeming simplicity, which renders the sense of the music utterly transparent. With the Messiaen that must be owed partly to the refined luminosity of his orchestration (especially in Nagano's beautiful handling), but that is not all.

Notoriously, Messiaen adored the hieratic manner – which always made room for minatory thunderings and ultra-sweet quasi-kitsch. Here, however, the old impassioned gestures are reduced to potent hieroglyphs. For more than an hour, the eleven movements of *Eclairs ...* (some very short, none very long) pass by in beatific serenity, like panels in a moving frieze, whether in brazen tones or ethereal ones. No hectoring, no over-insistent poignancy (but lots of birdsong); and the proportions are concise and masterly. Love Messiaen or loathe him, this is a quintessential work.

David Murray

Last two concerts in Messiaen series November 29 & December 10, London Sinfonietta at Barbican

Pop/Antony Thorncroft

Terence Trent D'Arby

Pop history is littered with the corpses of talented artists who promised much with their first albums only to falter when asked to repeat the trick. The unspoken question dogging Terence Trent D'Arby's current tour is whether the American singer has managed to recapture the touch which made his 1987 debut, *The Hardline according to Terence Trent D'Arby*, an award winning million seller.

On the evidence at the Brixton Academy the jury is still out. Although he has matured as a songwriter, the quality of the material remains uneven. His best new songs are slow and reflective, and his current single, "Let me down easy", is as nice a piece of piano balladry as the charts have seen all year.

In performance D'Arby saves this gem for the encore; seated, solo and centre stage, at the key boards, yet elsewhere his image as a soft and sensitive artist is undermined by an arrogant and self-important personality. He passed most of the early part of the evening draped in a shiny cloak, dramatically peeled away to reveal white Lycra tights and a naked torso studded with pectorals worthy of Chris Eubank. Like Eubank, D'Arby shares a weakness to project himself as "simply the best".

He seemed unwilling to endear himself to the audience, staying tight lipped between songs and disdainful of the need to please. To make things tougher for himself his new up tempo numbers sounded surprisingly limp, and owing much to rival Lenny Kravitz, who has exploited the black pop rock market which "Hardline" helped to open up. Incidentally, the tribe of pop sociologists might like to speculate why D'Arby, like Kravitz, appeals mainly to a white audience. Brixton was attracting an away crowd on Friday.

It is too soon to say whether D'Arby has secured his reputation on this trip. He still has to decide whether to continue to play out his unconvincing stereotype as the street punk, or settle instead for the more restful role of the serious singer songwriter.

Dance/Clement Crisp

Ballet Imperial

Wa hear those first grand, declamatory chords of Tchaikovsky's second piano concerto. The Opera House curtains part, and there is the Eugene Berman front-cloth: a balustrade, the basin of a fountain frozen in winter's grip, a distant dome.

Then through the gauze we see the double-headed eagle, the flambeaux and pillars, and in front of them the facing diagonals of dancers, who are the courtiers in the ritual that is to follow. They make formal bows to each other, and this vision of St. Petershurg as e symbol of imperial power and imperial art casts its spell. We are in some great gallery of the Winter Palace; and outside, the sublime city gleams in the frozen northern light.

George Balanchine made *Ballet Imperial* in 1941 as a comment on the old repertory – and the old world – in which he had been reared as a student in Petershurg, and, I would venture, as testimony to his belief in its continuing significance. (Tha occasion was a wartime tour designed to take American classic hallet to South America: it is ironic that the piece showed American dancers performing an essentially Russian work. *Concerto Barocco*, the other creation for the tour, was truly American, in exposing Balanchine's New World classicism).

The choreography is an exhilaratingly beautiful realisation of the score. The diamond flash of the pianism defines tha ballerina role, with its parure of hrilliant-cut entries, as, too, the joyous bravura demanded of the subsidiary trio of a second ballerina and two men. The elegiac slow movement shows the leading danseur as a prince to whom the hallerina appears as a vision (it is resonant of *Sleeping Beauty's* second act). The final allegro is marked *con fuoco*, and Balanchine calls for fire in step to match Tchaikovsky's blaze of notes.

The piece is a marvel, as we have known ever since Balanchine mounted it at Covent Garden in 1950, when it was given the superhly evocative Berman designs, happily restored last season. It has, in the past, also been danced with the combination of stunning prowess and classic authority that is the key to its identity. Moira Shearer, Nadia Nerina, Antoinette Sibley, and Michael Somes and David Blair in the cavalier's role, have led tremendous casts. On Saturday afternoon it returned to the stage: I think it a work so vital for the Royal Ballet's health, so challenging and rewarding, that it ought never to be long absent from the repertory.

With a sense of charity proper at this time of year, I must assume that what we saw was a singularly dismal dress rehearsal. The corps de hallet looked ragged, undisciplined, with lines erratic, and such positions as *attitudes* entirely at odds in a group of four danseuses. Patterns were cramped, and this in a hallet where the interplay of lines is vital. The principals seemed to me unsuited or unprepared for their tasks: what should have been grandiloquent, elegantly brilliant, was inexact or anxious.

Only Sarah Wildor, as one of the two demi-soloists in green, showed what the ballet could be: her aristocracy of manner, the distinction of every step, were ideal. And I record with pleasure that certain niceties of the choreographic text, which were overlooked at last season's revival, have been restored.

This programme also brings back *Tales of Beatrix Potter*. A large number of tots and their minders were audibly enraptured by what they saw. It is, I reluctantly suppose, decent enough entertainment for infants. I cannot believe that adults should be expected to spend 70 minutes watching pork chops on the hoof and assorted vermin scampering about the *Opera House* stage, masked, padded, in the throes of rampant cuteness.

It is, of course, a money-spinner for Covent Garden – and no worse indictment can there be of current funding than that such tosh be seen in an Opera House. In future, let the Royal Ballet take a theatre every Yuletide and engage any jobbing dancers who may be around, to appear in it as a cash-raising exercise. (It would probably run as long as *The Mousetrap*. They might call it *Claptrap*.) It is unworthy of the Royal Ballet, and of Covent Garden.

INTERNATIONAL ARTS GUIDE

■ AMSTERDAM

Concertgebouw Tonight: Frans Brüggen conducts the Orchestra of 18th Century in symphonies by Mozart and Schubert. Tomorrow, Thurs, Sun afternoon: Bernard Haitink conducts the Royal Concertgebouw Orchestra in Stravinsky, Debussy and Shostakovich. Fri: Thomas Sanderling conducts the Brabants Orchestra in Brahms and Rakhmaninov, with piano soloist Misha Dichter. Sat afternoon: Jordi Savall directs *Hesperion XX* in early Spanish and Italian music. Sat evening: Gail Gilmore sings Gershwin. Sun evening: Bella Davidovoch piano recital. Next Tues: Gidon Kremer and Chamber Orchestra of Europe (24-hour information service 020-675 4411 ticket reservations available on 020-671 8345)

Muziektheater Thursday, Sunday, and next Tuesday: Christophe Rousset conducts Pierre Audi'a production of L'incoronazione di Poppea, with a cast led by Cynthia Haymon and by Brigitte Balleys. Sunday: Philip Glass piano recital (020-625 5455)

■ BRUSSELS

Théâtre National Tonight in Grande Salle: first night of new production of Fernand Crommelynck's 1921 play Les Amants Puerils, directed by Patrice Caurier and Moshe Leiser (daily except Sun and Mon till Dec 12). Tomorrow in Petite Salle: revival of Lady Will, in which Veronique Dumont portrays the women in Shakespeare's life. Daily except Sun and Mon till Dec 19 (02-217 0303)

Palais des Beaux Arts Tomorrow: Frans Brüggen conducts Orchestra of 18th Century in symphonies by Mozart and Schubert. Fri: Gilbert Varga conducts Belgian National Orchestra in Haydn, Mozart and Bartok, with violin soloist Leonid Kavakos. Next Mon: Placido Domingo (02-507 8200)

Monnaie Fri: Rosas dance troupe opens a week of performances. Choreography by Anne Teresa de Keersmaeker, with vocal soloists and orchestra conducted by Philippe Herreweghe (02-218 1211)

■ CHICAGO

CHICAGO LYRIC OPERA Tonight is the premiere of a new production of Die Walküre, conducted by Zubin Mehta and staged by August Everding, with a cast led by Eva Marton, James Morris, Siegfried Jerusalem and Tina Kiberg (repeated Nov 27, Dec 3, 6, 10, 14, 16, 22). Peter Hall'a production of Cosi fan tutte, conducted by Andrew Davis, can be seen on Nov 28, 30 and Dec 4, with Carol Vaness, Delores Ziegler, Keith Lewis and Jeffrey Black (312-332 2244)

CHICAGO SYMPHONY Georg Solti conducts works by Mendelssohn, Stravinsky and Beethoven tonight at Orchestra Hall, with piano soloist Patricia Pagny. Pierre Boulez opens a three-week residency on Fri and Sat with a programme pairing Bartok'e First Piano Concerto (Krystian Zimerman) and Mahler'a Sixth Symphony (312-435 6666)

■ LAUSANNE

● Rudra Béjart Lausanne gives a short season at Cinéma-théâtre Métropole between Dec 1 and 11, featuring choreographies by Maurice Béjart (021-312 6433)

● Opéra de Lausanne presents Gounod's Mireille at Théâtre Municipal tonight, Thurs, Sun and next Tues, Cyril Diederich conducts a staging by Robert Fortune, with cast led by Danielle Borst (021-312 6433)

■ ROTTERDAM

De Doelen Tonight, tomorrow, Thurs: Ken-Ichiro Kobayashi conducts Rotterdam Philharmonic Orchestra in works by Weber, Beethoven and Grieg, with piano soloist Ronald Brautigam. Tonight (Kleine Zaal): Skampa Quartet of Prague plays Mozart, Beethoven and Smetana. Sun afternoon: Norwegian String Quartet. Sun evening: Arnold Ostman conducts Radio Chamber Orchestra in Boccherini and Stravinsky (010-217 1717)

■ UTRECHT

Vredenburg Tonight: Yevgeny Svetlanov conducts Hague Philharmonic Orchestra in Mahler's Ninth Symphony. Thurs, Fri: Frans Brüggen conducts Orchestra of 18th Century in symphonies by Mozart and Schubert. Sat: Arnold Ostman conducts Radio Chamber Orchestra in Boccherini, Hummel and Stravinsky. Sun afternoon: Jan Latham-Koenig conducts Radio Symphony Orchestra and Chorus in Gounod's oratorio Mors et Vita. Next Mon: Jordi Savall directs *Hesperion XX* in Monteverdi (030-314544)

■ VIENNA

Musikverein Tonight: Nikolaus Harnoncourt conducts Chamber Orchestra of Europe in Beethovan. Tomorrow: Hermann Prey sings Die schöne Müllerin (part of this week's Schubertiade in the Musikverein's two halls). Fri: Vladimir Fedosseyev conducts Austrian Radio Symphony Orchestra in Szymanowski, Shostakovich and Stravinsky. Sat: Bruno Weil conducts concert performance of Schubert's three-act opera Alfonso und Estrella. Sat (Brahms-Saal): Ann Murray song recital. Next Mon: Bruno Giuranna directs Orchestra da Camera di Padova e del Veneto in Boccherini, Rossini and Mozart. Dec 4, 5: Simon Rattle conducts Vienna Philharmonic (505 8190)

Konzerthaus Tonight: Ensemble die reihe plays music by Erich Urbanner (b1936 Innsbruck). Thurs: Arnold Schoenberg Chorus in works by Cerha, Penderecki and others. Fri: Ingo Matmacher conducts Vienna Symphony Orchestra in Messiaen's Eclairs sur l'Au-Delà, final concert of this year's Wien Modern contemporary music festival. Next Mon: Heinrich Schiff conducts Northern Sinfonia in Mozart, Nicholas Maw and Beethoven (712 1211)

Staatsoper Tonight, Sat: Carmen. Tomorrow, naxt Mon: Il barbiare di Siviglia. Thurs: Don Giovanni. Fri, Sun: new production of Kenneth MacMillan's ballet Manon (51444 2955)

Kammeroper Tomorrow, next Mon: new German-language production of Rossini's La scala di seta directed by Boris Pokrovsky. Runs till Jan 5 (513 6072)

Raimundtheater Sun: German-languaga premiere of Kiss of tha Spider Woman, with Austrian pop star Mo Günter Mokesch in tha lead rola (Wien-Ticket 58885)

■ WASHINGTON

MUSIC

● Jiri Belohlavek conducts National Symphony Orchestra in works by Grieg, Janacek and Dvorak tonight at Kennedy Center Concert Hall. Fri and Sat: Pops concert with Nana Mouskouri and Harry Belafonte (202-467 4600)

● Washington Opera'e production of Donizetti's Anna Bolena, starring Nelly Miriciolu, can be seen tonight, Fri and Sun afternoon at Kennedy Center Opera House (202-467 4600)

● George Mason University's Center for the Arts has performances of The Nutcracker by Russian State Theater on Fri, Sat and Sun (703-993 8888)

THEATRE

● Dancing at Lughnasa: Brian Friel's play about five Catholic sisters at Donegal 1936. Till Jan 2 (Arena Stage 202-488 4377)

● Julius Caesar: a Shakespeare Theater production directed by Joe Dowling. Opens tonight (Lansburgh 202-393 2700)

● Rollin: e tribute to the parlod of black vaudevilla, with stories, songs, dances and sketches from works by Langston Hughes and others. Till Dec 18 (Source 202-462 1073)

● Lips Together, Teeth Apart: Tarrence McNally's play about two couples who share a Fourth of July weekend on Fire Island. Till Dec 5 (Studio 202-332 3300)

■ ZURICH

Opernhaus Tonight and Sat: Fedora with Agnes Baltsa. Tomorrow and Fri: Bernd Bienert'a new production of Glazunov's ballet Raymonda (01-262 0909)

Tonhalla Tomorrow: Heinz Holliger conducts Tonhalle Orchestra in works by Schubert, Berg, Bach and Bartok, with soloists Andras Schiff and Yuuko Shiokawa. Thurs: Melos Quartet plays Mozart, Berg and Dvorak. Fri: Edmond de Stoutz conducts Zurich Chamber Orchestra in Mendelssohn and Schumann, with piano soloist Mzia Simonishvili (01-261 1600)

ARTS GUIDE

Monday: Berlin, New York and Paris.
Tuesday: Austria, Belgium, Netherlands, Switzerland, Chicago, Washington.
Wednesday: France, Germany, Scandinavia.
Thursday: Italy, Spain, Athens, London, Prague.
Friday: Exhibitions Guide.

European Cable and Satellite Business TV

(All times are Central European Time)

MONDAY TO THURSDAY
Super Channel: European Business Today 0730; 2230
Monday Super Channel: West of Moscow 1230.
Super Channal: Financial Times Reports 0630
Wednesday Super Channal: Financial Timas Reports 2130
Thursday Sky News: Financial Timas Raports 2030; 0130
Friday Super Channel: European Business Today 0730; 2230
Sky News: Financial Times Reports 0530
Saturday Super Channel: Financial Times Reports 0930
Sky Naws: Weet of Moscow 1130; 2230
Sunday Super Channel: West of Moscow 1830
Super Channel: Financial Times Reports 1900
Sky News: Weet of Moscow 0230; 0530
Sky News: Financial Times Reports 1330; 2030

Joe Rogaly

Just say No to the pros

Professionals must be slapped about a bit from time to time. Whenever we consumers neglect this solemn duty, our lawyers, doctors, accountants, architects, engineers, chemists and so on become idle, complacent and greedy. They bury their mistakes and, too often, one of us.

I learned how to handle such predatory beasts early in life, after returning a solicitor's invoice with the words "Are you joking?" scrawled at the foot of the page, near the total. A few weeks' silence ensued. Eventually the bill came back, halved. Everyone should try this. Go on. Question a professional's fee this very morning. What can you lose? Or try going elsewhere. You may have much to gain. Based on years of experience, my first port of call is a "designer" rather than an architect, a computer program rather than an accountant and anyone rather than a lawyer.

This may not be the tone expected by the Royal Institute of British Architects, which gave me a seat, lunch and coffee at its seminar on professionalism last week. The purpose was evidently to make the point that the professions are in "crisis" and that a bit more respect for them would not only be beneficial to all mankind; it would bathe the earth-mother Gaia herself in a rosaceate glow. Several speakers, many from the audience, supported this view. The enemy was quickly identified. It is that old devil the free market. Thatcherism, it seems, destroys the professional ethic. People who follow a vocation cannot be expected to sully their hands with commerce.

There may be something, although not much, in this. Professor Harold Perkin, author of *The Rise of Professional Society: England since 1880*, gave as a foundation text the following passage from Adam Smith: "We trust our health to the physician; our fortune and sometimes our life and reputation to the lawyer and attorney. Such confidence could not safely be reposed in people of a very mean or low condition. Their reward must be such, therefore, as may give them that rank in society which so important a trust requires." Trust is the word. Professor Perkin, who teaches at Northwestern University, Evanston, Illinois, reminded us that when you purchase the services of a professional the familiar *caveat emptor*, let the buyer beware, becomes, *credat emptor*, let the buyer believe. What? Believe accountants, not enough of whom are in jail, or doctors, who cover up lethal mistakes made by their fellow practitioners, or lawyers, who practise only to deceive? Well, yes. At the end of the day we have little option.

This point was made by Mr Michael Burrage, who lectures at the London School of Economics. He has studied the French, Russian and American revolutions, noting that in each case the professions were destroyed by the new regimes. For a while it was possible to practise law or medicine without any training or qualification, or reference to any rules or set of ethics. The inevitable re-invention of professional associations was not initiated by self-interested professionals, but by the state and public opinion. The re-establishment of the French legal profession was begun by the Jacobin Club when in 1792 it established a "Committee of Official Defenders of the Friends of Liberty and Equality". Even Stalin revived the old Russian colleges of advocates. In the US the state governments, spurred by private foundations and the press, sought to reconstitute the medical profession. Legislation to control legal practice came from the west before there were any bar associations.

Associations that accept commercial reality while maintaining a moral purpose are most likely to survive

The two ancient professions may survive, but what of the 40 other professional bodies recognised under English law in the 19th century, or the further 120 that have sprung up in the 20th? They cannot all justify self-regulation, barriers to entry, and try-on pricing. According to Sir Gordon Borrie, this was recognised in the late 1970s, when the Monopolies and Mergers Commission tackled restrictions on advertising by accountants and solicitors and fee-rigging by architects. Sir Gordon, who was director-general of Fair Trading from 1976 until last year, smashed the opticians' hold on their trade in 1982. He sees the OFT report of that year as a turning point in attitudes to professionalism. The ending of the solicitors' monopoly over conveyancing was a subsequent triumph.

Yet the professions have not been obliterated. The BMA is still with us, fighting a rear-guard action against every change, however progressive. Doctors have long resisted handing simple functions, like renewing prescriptions, over to nurses. The lawyers have fought Lord Mackay, the would-be liberaliser of their trade, to a standstill. The top civil servants remain to be tamed: we shall see how they dispose of open competitive advertising for their jobs. Mystique, a bold on the nuts and bolts of procedure, gives them powers beyond reason.

Against that, the Treasury has done more to unnerve Britain's professions than any MMC or OFT report. Academics can no longer rely on tenure: they must accept short-term contracts and often have to find their own sponsors to fund them. The National Health Service is a wondrous mechanism for keeping down the remuneration of doctors and nurses. It has now become the state's instrument for placing managerial overlords above professional medical staff. The accountants reign supreme in public services. Legal aid is squeezed. The recession, combined with compulsory competitive tendering, has created a new tribe of formerly-employed architects. Teachers, under the government's latest bill to control their training, may be wholly de-professionalised. Expect untutored young trainees to stand before the blackboards. They are cheaper than the professionals they will replace.

This is a pity. Provided that they behave themselves, professional societies could be a better safeguard against malpractice than either regulation by the state or the power of the market. As Professor Perkin points out, in post-industrial society, where knowledge is the principal factor of production, professional skills have become more valuable. Purist proponents of the market will say that where there is transparency consumers will judge which practitioners are safest, or who gives best value. In some instances this is surely correct. When the government gets the mechanics right, testing and league tables may help parents to judge where the best teachers can be found. But only doctors can detect mistakes made by their colleagues. The trick is to insist that they expel bad practitioners. Solicitors, who apparently have to be serial embezzlers to get a slap on the wrist from their peers, should be struck off or fined for bad service. If teachers want to be professionals, they must take similar medicine.

Some professions are learning the lesson. Rabbi Julia Neuberger told us that the first 10 days of the course at Harvard Business School is spent on ethics. There is similar insistence in the law and education schools. In the medical school "values education" is paramount. This makes sense. Without an ethos, special knowledge alone is not enough to justify the benefits of professional exclusivity. As Sir Gordon intimates, associations that accept commercial reality while maintaining a moral purpose are most likely to survive.

There is a good reason why they should. The disaggregation of society, its breakdown into self-seeking individuals linked only by cash transactions, is troubling many in the West, notably in Britain where it seems likely to go furthest. However minimalist a state may become, it is better kept in check if it is not the only source of civic authority. Reformed professional associations could be advocates of the public interest. We will have to keep slapping them about until they get the message.

The 1993 Amex Bank Review Awards

In Memory of Robert Marjolin

American Express Bank Ltd. is pleased to announce the winners of its annual essay competition in international economics and finance. The Bank also wishes to thank the competition judges and the other guest speakers at the prizewinners' Global Forum in Singapore, organized with the Economic Society of Singapore.

THE WINNERS

First Prize - US $25,000

Is Manufacturing Still Special in the New World Order?
Richard Brown, Manchester Business School
DeAnne Julius, British Airways

Silver Awards - US $10,000

The Vanishing Equity Premium
Oliver J. Blanchard, Massachusetts Institute of Technology

Why Central Bank Independence Does Not Cause Low Inflation: There is no Institutional Fix for Politics
Adam S. Posen, Harvard University and the Brookings Institution

Bronze Awards - US $3,000

Economic Growth and Financial Markets: The Experience of Four Asian Countries
Palle S. Andersen, Bank for International Settlements

Why Some Regions Do Better Than Others
Dipak Dasgupta, The World Bank (Jakarta)

The Development of Pension Funds: An Approaching Financial Revolution for Continental Europe
E. Philip Davis, Bank for International Settlements

Integration With Disinflation: Which Way?
Helmut Reisen, OECD Development Centre

The Future of the European Community: From Maastricht to Minsk
Holger C. Wolf, Stern Business School/New York University

All winning essays are published by Oxford University Press.

THE GUEST SPEAKERS

Lee Kuan Yew, *Senior Minister, Singapore;* Dr. Henry A. Kissinger, *Chairman, Kissinger Associates Inc., former US Secretary of State;* Governor Samuel C. Shieh, *Central Bank of China;* Khun Tarrin Nimmanahaeminda, *Minister of Finance, Thailand;* Deputy Governor Dr. Lin See-Yan, *Bank Negara, Malaysia;* Dr. O SaKong, *Chairman, Institute of Global Economics, former Minister of Finance, Korea;* Dr. J. B. Sumarlin, *former Minister of Finance, Indonesia;* Dr. Cesar Virata, *former Prime Minister, the Philippines;* Hari Shankar Singhania, *President, JK Organization, India and President, International Chamber of Commerce;* Dr. Teh Kok Peng, *Deputy Managing Director, Monetary Authority of Singapore.* Moderators: Myron Kandel, *Financial Editor, CNN Business News;* Emeritus Professor Lim Chong Yah, *Nanyang Technological University, Singapore;* Bahram Nowzad, *former Chief Editor, International Monetary Fund.*

THE COMPETITION JUDGES

Professor Raymond Barre, *former Prime Minister of France;* Karl Otto Pöhl, *Partner, Sal Oppenheim jr. & Cie., former President, Deutsche Bundesbank;* Toyoo Gyohten, *Chairman, The Bank of Tokyo, Ltd.;* Lord Roll of Ipsden K.C.M.G., C.B., *President, S. G. Warburg Group plc;* Bruce K. MacLaury, *President, The Brookings Institution;* Professor Rudiger Dornbusch, *MIT;* John Flemming, *Chief Economist, European Bank for Reconstruction & Development;* Rupert Pennant-Rea, *Deputy Governor, Bank of England;* Kevin Pakenham, *Chief Executive, John Govett & Company Ltd.;* Richard O'Brien, *Chief Economist, American Express Bank Ltd. and Editor, The Amex Bank Review.*

AMERICAN EXPRESS BANK

LETTERS TO THE EDITOR

Number One Southwark Bridge, London SE1 9HL
Fax 071 873 5938. Letters transmitted should be clearly typed and not hand written. Please set fax for finest resolution

Thorp: surplus in dispute

From Mr Llew Smith MEP.

Sir, As a member of the European Parliament's energy committee and rapporteur on two reports on Sellafield and Safeguards (1988) and Sellafield Reprocessing and Nuclear Transport (1993) for the parliament, I would like to comment on the full page advertisement you printed (November 16) from the chairman of 10 Japanese electricity utilities with contracts for reprocessing of their irradiated nuclear fuel at the Thorp plant at Sellafield.

There is insufficient space to correct all of their misrepresentations on nuclear waste management, plutonium demand and the safety standards for nuclear transport adopted by British Nuclear Fuels (BNFL). I do think, though, that it is important specifically to address the myopic assertion that "all nuclear material from Thorp, including plutonium, would be strictly controlled by the British government, Euratom and the International Atomic Energy Agency in the United Kingdom and by the Japanese Government and IAEA in Japan".

In my 1988 report on nuclear safeguards at Sellafield it was demonstrated that the UK had deliberately excluded safeguards inspectors from Sellafield's most sensitive areas for 13 years from 1973. It has since been claimed that the safeguards regime is now more transparent at Sellafield. In BNFL's own submission to the second consultation period on Thorp over the summer, it claims that "Euratom safeguards inspectors have been given access to verify all aspects of the Thorp design".

This claim is purportedly based on a paper prepared by three BNFL and five Euratom experts. I have asked BNFL for a copy of this paper on at least three occasions over the summer and it has yet to send it.

In the European Parliament's call for the 1994 Euratom safeguards budget to be increased by Ecu 12,980m to cover large-scale plutonium processing plants, it explains that "plutonium stocks in the Community have almost doubled from 151 tonnes in the four years since 1988".

Further separation of at least 50 tonnes of plutonium in Thorp over its first 10 years of operation, much of which is destined to be returned to overseas customers, will further exacerbate the problem.

The recent concerns expressed by members of the US Congress, Japanese Diet, the European Parliament and the Rand Corporation study released on 17 November, about plutonium proliferation, present a powerful protest against Thorp.

Llew Smith,
MEP for South East Wales,
23 Beaufort Street,
Brynmawr,
Gwent NP3 4AQ

From Mr William Walker.

Sir, Mr Yasutaka Moriguchi of the Science and Technology Agency's Atomic Energy Bureau says (Letters, November 15) "the prospect that Japan will have no surplus of plutonium, including that from Thorp, is strictly maintained". He cites figures of plutonium supply and demand contained in the Atomic Energy Commission's report of August 1991 on nuclear fuel cycling in Japan.

Unfortunately, the demand estimates in this report are no longer regarded as credible inside or outside Japan. They imply that, between 1991 and 2010, 10-20 tonnes of plutonium will be consumed in fast reactors. But the Monju reactor is having teething troubles, and no site has yet been found for the larger Demonstration Fast Breeder Reactor. They imply that close to 10 tonnes will be consumed in the Demonstration Advanced Thermal Reactor, construction of which has not yet begun and for which the utilities have little enthusiasm. And they imply that 50 tonnes of plutonium will be used to fuel conventional thermal reactors, when utilities have serious qualms about the political and operational viability of this programme, and when total consumption to date has been 44 kilograms in fuel assemblies tested in the Mihama and Tsuruga reactors.

John Major can still opt for prudence and sanity. Instead of turning on Thorp's plutonium spigot and hoping for the best, he can engage in some enlightened market testing

My assessment (Letters, November 11) that Japanese plutonium surpluses could approach 20 tonnes by the year 2000 and 40 tonnes by 2010 if current reprocessing plans are implemented may therefore be conservative. But if Mr Moriguchi is correct and no Japanese surpluses are in prospect, why did Mr Kaneko (November 8) decide to draw attention to the need to store Japan's plutonium "for some time" at Sellafield? Do their statements become compatible if a distinction is drawn between Japan's plutonium surplus and the surplus located in Japan, the idea now being to keep the latter to a minimum by holding the former in Britain and France?

William Walker,
director of research,
Science Policy Research Unit,
University of Sussex, Brighton
From Mr Paul Leventhal.

Sir, Surely, the debate over whether to switch on Thorp has entered the theatre of the absurd. It is now clear that plutonium would be produced at Thorp in quantities far exceeding the capacity or the willingness of electrical utilities to consume it (Letters November 8, 11 and 15). No matter! BNFL continues to press the government for permission to operate Thorp, arguing it can make a profit by holding utilities to reprocessing contracts negotiated at a time when uranium seemed to be scarce and plutonium the only way to keep electricity-generating reactors running.

Now that non-weapons-usable uranium fuel is clearly in ample supply, is there no way to avoid switching on Thorp and compounding the plutonium danger?

Britain's prime minister, John Major, can still opt for prudence and sanity. Instead of turning on Thorp's plutonium spigot and hoping for the best, he can engage in some enlightened market testing. At Sellafield, there are already more than 30 tons of plutonium extracted from the spent fuel of reactors operated by British nuclear utilities. Since these reactors are not technically suited for recycling plutonium, why not offer it to BNFL's utility customers in Japan and Germany to test the true demand for plutonium before reaching a decision on Thorp? At this point, they seem to support the start-up of Thorp so long as the resulting plutonium and radioactive wastes remain to Britain.

The likely result of market testing will be *no* demand for plutonium in commercial power reactors (they run on uranium), *very little demand* for plutonium in R&D activities, and a *very large* demand (and large fees) for continued storage of spent fuel at Thorp until permanent repositories can be opened to dispose of the unreprocessed fuel in the countries of origin.

Paul Leventhal,
president,
Nuclear Control Institute,
1000 Connecticut Avenue, NW,
Washington DC 20036
From Mr Tadatoshi Akiba.

Sir, As a member of the Japanese Diet from Hiroshima, I am particularly concerned about the wisdom of proceeding with reprocessing at Thorp. I thank my counterparts in the British parliament for answering my and my colleagues' open letter to them by submitting a motion in the House of Commons stating that it is a matter of urgency that our two governments "negotiate an acceptable outcome to prevent the production of surplus plutonium" at Thorp.

I would like to clarify that our open letter (the number of Diet members signing has now increased to 18) does not dispute the Japanese and British governments' policies. Rather, we are asking them to explain logically why there are so many contradictions regarding this issue if their figures and assessments are indeed reliable.

Japanese plutonium is already in surplus even without Thorp. The Science and Technology Agency, responding to my request, released on October 1 the most comprehensive information to date on current stocks, showing it at 4,530 kgs. Nearly three tonnes of this belongs to the electric utilities with no concrete plans to implement its use.

Japan's policy of having fuel reprocessed abroad is very much a waste disposal policy. Because of Japan's experience with Hiroshima and Nagasaki, people rightly fear the effects of radiation. Siting of new nuclear power plants takes an average of 24 years. Nuclear waste disposal sites are wanted even less. To have been able to ship in excess of 5,000 tonnes of nuclear spent fuel to the UK and France for reprocessing has been a blessing to the Japanese nuclear industry. Japanese utilities remain silent about the fact that all waste produced after reprocessing at Thorp is due to return to Japan. Ethical Japanese will be obliged to inform you that there are no plans whatsoever for re-accommodating the low and intermediate level waste generated by reprocessing at Thorp. BNFL argues that this waste will be "substituted" for high level waste, but this scheme is not in place. Also, our government has never admitted such proposals are being discussed.

Both the Japanese and British governments are ignoring important realities. Good politics as well as good science must start from looking at realities as they are. Members of the Japanese Diet as well as the British parliament, therefore, have a duty to awaken our two governments to objective facts so that they would negotiate on Thorp.

Tadatoshi Akiba,
Member, House of Representatives,
Japanese Diet,
Tokyo, Japan

Fibre losers in Uruguay Round

From Mr Peter Madden.

Sir, The contention that "Clinton got his [Nafta] backing at a bargain price" (November 19) ignores massive potential costs for developing countries.

Clinton's vow to extend the phase-out of textile quotas must put to question the US's willingness to submit to General Agreement on Tariffs and Trade disciplines and to share some of the gains from the Uruguay Round with the Third World.

Textiles and clothing account for about a quarter of the total manufactured exports of developing countries. For nearly 20 years the Multi-Fibre Arrangement (MFA) has discriminated against this vital sector.

Almost all developing countries' gains from the Uruguay Round come from the ending of the MFA. Without a good textile agreement, much of the Third World is likely to face net losses.

The current Uruguay Round text is already problematic. The MFA phase-out happens over 10 years, with most of the benefits coming at the end, and northern countries will be allowed to apply "safeguards" for another eight years. To extend this time period still further is unacceptable. To give way to protectionist lobbies now puts in question the willingness of the US to reduce protectionism in 10 years' time.

Without a fast timetable for MFA reform the Uruguay Round package does not look attractive to developing countries.

Peter Madden,
policy adviser,
Christian Aid,
PO Box 100,
London SE1 7RT

A fragrant, but complex, monopoly

From Diana Guy.

Sir, Both your leader writer ("Perfume cartel", November 12) and, indeed, your legal correspondent ("Whiff of controversy hangs in the air", November 16) appear to be under the impression that a "complex monopoly" and a cartel are the same thing. In fact, under the admittedly rather convoluted provisions of the Fair Trading Act 1973, unless the Monopolies and Mergers Commission finds that there is a "monopoly situation" (a technical term defined in ss.6 to 8 of the Act), it has no jurisdiction at all to pursue an investigation under the monopoly provisions of the Act.

In a simple case, there will be a "monopoly situation" if one person has 25 per cent or more of the market; however, there will also be a "monopoly situation" if two or more companies together have 25 per cent or more of the market and they all "conduct their respective affairs" in a similar fashion. In the latter situation, there is a so-called "complex monopoly".

In the recent inquiry into fine fragrances, it was clear from the outset that the MMC would almost certainly conclude that there was a "complex monopoly" as all the suppliers of fine fragrances operated some form of selective distribution. Indeed, many of the perfume houses, including Parfums Givenchy which I represented, made no serious attempt to argue the contrary view before the MMC.

On the other hand, we argued very vigorously indeed that the "complex monopoly" did not operate in any way against the public interest. After an extremely thorough investigation which extended over a period of nine months and which involved consideration of evidence from many different sources, not just the perfume houses, the MMC concluded that it was indeed the case that nothing which it had found was against the public interest.

Superdrug and others had, of course, mounted a very effective campaign to the press and elsewhere in support of the contrary view. It is perhaps only to be expected, therefore, that when the MMC's findings failed to match the expectations fuelled by that campaign, it came as a surprise to many people.

Diana Guy,
partner,
Theodore Goddard,
business and finance lawyers,
150 Aldersgate Street,
London EC1A 4EJ

Education: mixed ability assessment must be fair

From Mr Peter Brown.

Sir, As we have advised parents for many years and are increasingly being consulted by companies on the educational options best suited to their families, we are acutely aware of the A-level league table dilemma highlighted by Peter Gallie, headmaster of the John Taylor High School (Letters, November 15).

With about 35 per cent of students changing institute or school at 16, some schools may aim to improve their A-level ratings by rejecting entries from marginal students or insisting that they enter as private candidates. It is for this reason that the Conference of Independent Further Education has asked us to audit all their members' A-level returns before they are released to the press and potential students.

The government has made an important contribution to raising standards by insisting on a core curriculum and the publication of exam results. The next essential stage is the measurement of added value so that schools that are good with mixed ability pupils are assessed fairly.

This could be achieved through changes in the brief of school inspectors and we, like other independent organisations, are considering bidding for inspection contracts if we can be sure that academic and traditional achievement criteria, rather than politically correct standards, are the ones being inspected and assessed.

Peter Brown,
chairman,
Gabbitas Educational Consultants,
Broughton House,
6-8 Sackville Street,
Piccadilly, London W1X 2BR

A familiar comment on the welfare state

From Ms Mary Campbell.

Sir, "Joe Rogaly is right to call for a new Beveridge Report," writes Frank Field. "The overall effect of our present welfare state is unsatisfactory not only because many benefits are paid at a relatively low level but because its provisions trap into poverty an increasing number of people..."

The date of this letter to the FT was September 20 1976: I found it when clearing a floor for new carpets to be laid.

Plus ça change.

Mary Campbell,
6 Grange House,
Highbury Grange,
London N5 2QD

FINANCIAL TIMES
Number One Southwark Bridge, London SE1 9HL
Tel: 071-873 3000 Telex: 922186 Fax: 071-407 5700
Tuesday November 23 1993

Italy's tide of protest

If Italy's post-war political system has been a knotted ball of intricately-woven string, then Sunday was the day when it finally unravelled. Municipal elections to select mayors in 428 cities completed the political demolition of the long-ruling Christian Democrat party. Still more strongly than in the referendum on electoral reform in April and the municipal polls in June, the vote showed the unstoppable momentum of protest against the country's scandal-tainted mainstream parties.

The swing to the ex-communist Democratic Party of the Left (PDS) and the neo-Fascist MSI party, coupled with the fresh momentum behind Mr Umberto Bossi's Northern League, led yesterday to sharp falls on Italian financial markets. The result was, however, hardly unexpected, in view of the widespread discrediting of the political apparatus during the past two years.

The established parties are passing through inevitable catharsis, as part of more general change. After the progress already made during the past year towards political and economic reform, there is room for hope – although not yet conclusive evidence – that a new system will emerge, stronger, more stable and less self-serving than before.

If Sunday's result were repeated in the general elections expected in early 1994, the four parties behind the coalition government of Mr Carlo Azeglio Ciampi would gain no more than 15 per cent of the vote. The aim of electoral reform, which will introduce a largely majority voting system for the next election, is to produce a more coherent and stable constellation of parties better able to modernise Italy's industrial and administrative structure and regain public confidence.

Chief anxiety

In contrast, the chief anxiety on the financial markets yesterday was that the next parliament could be dominated by untried political groups united only by their tendencies towards populist extremism and (in the case of the Northern League) separatism. There is also concern that the setback for the government parties could complicate still further Mr Ciampi's task of steering his tough 1994 budget through parliament. Two senior ministers have already said they will resign if the budget is not passed by the end-year deadline.

These fears cannot be lightly disregarded, but the risks should not be exaggerated. The swing to the neo-fascists in southern Italy was far more a signal of rejection of the Christian Democrats than a revival of a Mussolini-type movement. The dictator's photogenic granddaughter, standing in Naples, indeed, did less well than expected.

Principal victor

The principal victor on Sunday, the PDS, has shown it can run successful local alliances with parties such as the Greens and Radicals. Although the ex-communist party's economic policies, in particular, need much sharper definiton, it is on the way towards becoming the main standard-bearer of Italian social democracy.

Benefiting from a clear lead over the Christian Democrats in reorganising its structure and its leadership, the PDS has yet to face the force of a reconstructed party of the centre, which could still emerge under Mr Mario Segni, the ex-Christian Democrat head of the April referendum movement. But there is no reason why a PDS-led government next year would produce policies fundamentally different from those undertaken by Mr Ciampi.

No party likely to take power next year seems disposed to reverse the process of reforming wage legislation, restructuring the civil service and welfare spending, and reshaping the budget. The PDS, for instance, would be unlikely to halt the privatisation programme or reintroduce the *scala mobile* system of wage indexation dismantled in 1992.

Whatever government is in charge will face an arduous agenda. Precisely because the challenges are so large and so evident, they cannot however be avoided. For 45 post-war years, the rules of the Italian political system were geared to keeping the Communist party out of office. Now that the old system has collapsed under its own disrepute, it would be a cause of neither surprise nor alarm if that party's successor became the first to take power under the new one.

The future of the forests

Following the flak caused by railway privatisation and the decision to shirk postal privatisation, the UK government might be thought mad to be considering privatising forests. Ministers' and MPs' postbags are already bulging with hostile letters, even though a decision on whether to privatise is still far away.

The essential problem is that the Forestry Commission, whose woods cover 5 per cent of the country's surface area and provide 14 per cent of its timber needs, does more than saw logs. It affords exercise for ramblers, facilities for holiday-makers and habitats for birds. The forests can also look good, though many of the commission's monotonous sitka spruce plantations are eyesores.

These non-timber benefits cannot always be commercialised. It is, for example, impossible to impose "hotel charges" on nightjars or red kites. Devising a toll system for ramblers would also be tricky. The fear is that private owners would neglect the non-timber aspects of forestry, since they would be unable to earn profits from them. People might be stopped from roaming through the woods and birds' breeding grounds destroyed.

But forest privatisation is not quite the crack-pot idea it seems on first sight. It could help convert the Commission, which has been a constant drain on the public purse during its 75 years of existence, into a dynamic enterprise. Privatisation would also bring into the open the costs of meeting environmental objectives, which are currently hidden by opaque accounting practices.

Recreational potential

The scope for a more commercial approach is great. The commission's bureaucratic culture has been blamed for high costs by comparison with private-sector foresters. Recently it was criticised by the National Audit Office for prematurely felling trees, so foregoing £11m a year in revenue. It has also failed to make the most of its recreational potential, cutting the number of log cabins during the 1980s despite growing demand and high profitability.

Privatisation would, of course, need to protect those interests which might be neglected by the narrow pursuit of profits. This could be achieved through a mixture of regulation and financial incentives. Ramblers could be protected by a "right to roam" in privatisation contracts. Natural habitats could be preserved by paying private owners to maintain sites of special interest, just as some farmers do. And ancient woodlands such as the New Forest, whose non-timber benefits dwarf their timber potential, could be transfered to a national forest parks authority.

Public money

Critics say such an approach would not work. It would be impossible to write regulations that were sufficiently flexible to meet all environmental concerns. They also fear that, once the profitable parts of the estate were sold, the government would be unwilling to find cash to support loss-making forest parks or bribe the private sector to stay green.

Privatisation would certainly make the costs of providing environmental benefits transparent, so allowing a proper discussion of whether the public is getting value for money. In some cases, it might be obvious that money was being wasted. But, in others, the fact that environmental advantages of forestry were more clearly identified could lead to a justified demand for more public money.

Devising a proper structure of regulation and incentives will not be easy. It would therefore be best to go first for a half-way house under which the commercial and regulatory aspects of the Forestry Commission were fully separated. This would build on a partial division of the commission into a Forest Enterprise and Forest Authority, which came into effect last year. But it would go further in that the enterprise would acquire a corporate structure and be subject to the same rules as private forest owners.

This would provide time to debug the regulatory structure and put the enterprise's accounts into shape. Once this had been done, ministers would be free to consider wholesale or partial privatisation. By offering shareholders incentives such as discounts on log cabin holidays, privatisation might even be seen as a small triumph of popular capitalism.

High hopes for the seamy side of life

Michael Smith examines the prospects for the shape and size of the UK coal industry after privatisation

Five years after promising what it called the ultimate privatisation, the sale of the coal industry, the UK government is ready to deliver. After last year's false start, when its plans were delayed by a public outcry over pit closures, ministers are determined to end the state's 48-year ownership of coal.

A bill will be presented to parliament shortly, possibly this week, and what remains of British Coal should be in private hands by early 1995 at the latest.

What, then, will be the size, shape and ownership of the industry in the second half of the decade? And how vulnerable will the government be in parliament over such issues as miners' pensions, regulation and safety. Arguments over protecting workers' pensions caused the government considerable difficulties in its railway privatisation bill this autumn. The scope for similar ructions in the coal sell-off were highlighted recently when the trustees of the mineworkers' £7.5bn pension scheme identified 17 "areas of concern" over government proposals. They want to "ensure that the real value of benefits continues to be protected" against increases in the cost of living.

Further controversy could be stirred by the government's plans for a Coal Authority to supervise the licensing of privatised mines. Conflict is expected over the authority's role in deciding whether to grant licences. Will it examine companies' safety records or just look at the highest bids? The government is sensitive to Labour party charges that pit safety has been compromised in the drive for efficiency.

Despite such potential embarrassments for the government in the parliamentary debate over privatisation, few observers expect the sell-off to be sunk. The structure of the industry will be shaped not through debates in Westminster but through government talks with the would-be buyers of British Coal.

Ministers have decided to offer British Coal for sale as five separate regions – Scotland, the north-east, Yorkshire, the Midlands and Wales. But they argue that their priority is to let the market decide the shape of the industry. Companies will have to bid for every pit and opencast site in the region of their choice. The government has chosen this method because in theory it opens the industry up to competition. However, it leaves open the possibility that one company could bid for all regions successfully and thus recreate a single entity.

British Coal fears that fragmentation would lead to cut-throat rivalry within the industry at a time when competition from other energy sources including gas and nuclear power and from imported coal will be intense.

Electricity supply fuel balance: UK rivals in the power game

Timothy Eggar
UK energy minister
Source: British Coal

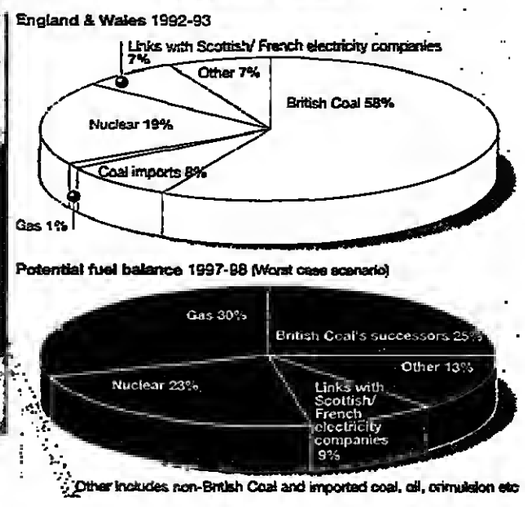

Other includes non-British Coal and imported coal, oil, orimulsion etc

"If the government splits up coal, then it really will kill it," says one British Coal executive.

Mr Colin MacLeod, chairman of Caledonian Mining, a mining equipment manufacturer which is a potential bidder, has similar fears. "The industry will be beaten into the ground through competition if British Coal is broken up," he says. Mr MacLeod adds that he is interested in being part of a consortium to buy and manage British Coal, but if it is broken up he would "only want a couple of mines".

Similarly, the British Association of Colliery Management, which represents middle and senior managers, hopes to co-ordinate a series of regional buy-outs on behalf of members, with the aim of combining them into a single company.

Mr Tim Eggar, energy minister, has not ruled out the possibility of a single organisation emerging after the bidding process, but he and other ministers are thought to favour the split into separate regions. Their thinking has been influenced by criticism over previous utility privatisations that overpowerful monopolies or duopolies have been created in the gas and electricity sectors.

Offering the business for sale in five regions is the most likely way of attracting a significant number of buyers, Mr Eggar believes. By splitting up the sale, the government has responded to emerging companies such as RJB Mining, based in Nottinghamshire and recently floated on the Stock Exchange, and Ryan International, with interests in Wales and the north-east of England, which might be interested in bidding.

The government has also increased the chances of the Union of Democratic Mineworkers having some stake in the industry. For instance, the UDM might be able to launch a management buy-out for the Nottinghamshire mines. Such a consideration is important because many ministers believe the government owes a debt to the union for keeping mines open during the 1984-85 strike.

Regional privatisation also offers buy-out possibilities to British Coal managers at positions lower than board level. In selling off the company, the government is anxious to avoid a simple transfer of the organisation to the private sector with its structures and management intact. It believes fresh managers are needed but is keen to encourage the second tier of British Coal management to join the bidding.

The recent contraction in the industry has contributed to the exodus by many disillusioned executives and managers, but there is still enthusiasm among some for the sell-off. Mr Bryan Riddleston, British Coal's opencast director in Wales, is among those who might bid for the region in which he works. When he talks about anthracite, a naturally smokeless fuel mined in Wales, he refers to it as "black diamonds".

"It is what everyone wants to get their hands on at privatisation," he says. "It is the best anthracite in the world. The management here (in Wales opencast) all want to be involved in the business after privatisation, although it is too early too early to say whether we will want to be employees or running the business." He says, however, that he wants to see how the government will assess responsibility for any future claims arising, for example, from subsidence.

If he is satisfied that he will not be saddled with enormous liabilities, then, like all other bidders, he will look closely at the future market for coal. There is little cause for cheer, particularly after 1998 when contracts with the UK's two electricity generators end. Caminus Energy, the UK consultancy, suggested in a report to the government this year that the total annual sales for British Coal's successors in England and Wales could be as low as 23m tonnes or as high as 54m.

The lower figure would inevitably lead to further pit closures above British Coal's current rationalisation programme, which is likely to leave only 12 to 15 pits out of about 30 still in operation. Caminus's gloomier forecast would result in perhaps just half a dozen working pits.

Given such uncertainty, why would mining companies want to bid for any of the regions?

The answer is that some in the industry believe Caminus's higher forecast may be attainable and even beatable. In the short term, there is also scope for considerable profit in each region. In Scotland, where British Coal has just signed a five-year agreement with Scottish Power to supply 2m tonnes of coal for £400m, there is also some medium-term certainty.

Like the Wales and north-east regions, the Scotland package will contain considerable amounts of opencast, which is much cheaper to mine than deep coal. On the other hand, Yorkshire and the Midlands are attractive because they are likely to contain all but perhaps three of the 12 to 15 remaining deep mines which provide the lion's share of coal to the generators, whose power stations are concentrated in those regions.

All five regions should have contracts with the generators, ensuring their value to potential investors. "Some may turn out to be short-term businesses but they can still make a lot of money over three years," says Mr Dieter Helm, director of the consultancy, Oxford Economic Research Association.

The government may thus find that its coal sell-off proceeds more smoothly than some observers have anticipated. The big question remains what British Coal's successors will do with the pits after the electricity contracts terminate in 1998. If markets in the UK continue to contract, the likelihood is another big round of mine closures. Then, privatisation will be seen as nothing more than a prelude to the slow death of an industry rather than the regeneration the government says it intends.

Price fixers need a dose of disclosure

PERSONAL VIEW

Central bankers are the biggest price fixers of all. Day by day they conduct huge operations in the money markets to hold short-term interest rates close to their chosen peg. The top fixer, the US Federal Reserve, has held the key overnight rate at its peg of 3 per cent for more than a year. At least the Federal Reserve is the most accountable among central banks for its actions. The next biggest fixer, the Bundesbank, meets only the lowest standards of accountability. In view of the international importance of its policy actions, these standards need urgently to be improved.

The discretionary power now wielded by central banks – either independently or as agents of the finance ministry – in the choice and defence of interest rate pegs is far greater than was historically the case. Under the gold standard, rates floated in response to the scarcity or abundance of metallic reserves. After the demise of the Bretton Woods system in 1971, discretion was limited – at least in the important cases of the Federal Reserve and Bundesbank – by the respect given to money supply targets.

Indeed, in the first decade of the floating D-Mark-dollar rate, from the mid-1970s to mid-1980s, the German and US central banks experimented by abandoning any attempt to peg money market rates even over short periods. The stimulus to this experimentation was a rapid acceleration of inflation. Important overnight rates were allowed to float as the central banks concentrated on hitting the target set for growth in monetary reserves. Once the inflation upsurge passed in the 1980s, experiment gave way to adjustments of interest rates, triggered by any significant deviation of the money supply from the central banks' medium-term targets.

The recent loss of respect for monetary targetry has increased central banks' rate-fixing power. Yet the accountability of the rate-fixers, essential for upholding both democratic principles and operating efficiency, is in general poor and in some cases virtually non-existent.

Accountability should not be confused with independence. The Bundesbank is renowned for its independence from government. But the accountability of German monetary policy is near zero. Bundesbank council members give speeches and take questions at press conferences. But the minutes of the council's deliberations become public only after a 30-year lag. Further, they are so concisely edited as to leave out some of the detail in which market participants and monetary historians are keenly interested.

The recent loss of respect for monetary targetry has increased central banks' rate-fixing power

Bundesbank council members do not have to cope with questions from any parliamentary body. No freedom of information legislation applies wherehy academic critics could sift through the record and examine Bundesbank efficiency in setting monetary policy.

Perhaps the biggest error in recent German monetary history was the Bundesbank's failure to raise its discount rate for nearly a year after the announcement of monetary union between East and West Germany in February 1990. Yet the reasoning behind this mistake has not been revealed to the public.

What was the attitude when Bundesbank officials, such as the current president, Mr Hans Tietmeyer, were promoted recently? If appointees such as Mr Tietmeyer had been obliged to undergo questioning by a Bundestag committee before confirmation, it would be a spur to good decision-making; and the public might have learnt more about another troubling episode – the raising of the discount rate in July 1992. As we now know, by then the German economy had slipped into recession.

The situation for US central bankers could not be more different. The Federal Reserve's misuse of power in 1990-91, when the key overnight rate was adjusted downwards at a glacially slow pace rather than being allowed to fall steeply at once, has been blamed for an unnecessary recession and the subsequent lacklustre recovery.

Congressional discontent with the Federal Open Market Committee has come to the boil and tough new proposals for accountability are on the table, including full and immediate disclosure of discussions at policy-making meetings.

There can be little hope that the European Monetary Institute, likely to be firmly under the wing of the Bundesbank when it is set up in Frankfurt next year, will be a force for increased accountability. To mark a more promising beginning for the new era in European monetary policy-making, the Bundesbank should hang the words of Jeremy Bentham on the wall of its council meeting room: "Without publicity, no good is permanent."

Brendan Brown

The author is head of research, Mitsubishi Finance International

OBSERVER

What's your poison?

■ Here's a problem Agatha Christie never considered: how to get rid of a jar of strychnine – legally. It may not be an everyday problem, but the experience of a north London colleague who found such a jar in his fuse cupboard suggests there may be a need for a poisoner's charter.

The label gave instructions on poisoning moles written in 1964 by a former resident: mix with earthworms and use as bait. But on balance we'd rather have live children than dead moles.

However, the local chemist didn't want to touch it, and nor did the police, who weren't even concerned as to its whereabouts. The pharmacy at the Royal Free Hospital tried to find out who could handle it and rang back after an hour suggesting the Ministry of Agriculture. The man from the ministry wasn't interested and thought it was a job for Camden council's environmental health department. No luck there either. But how about the hazardous waste department of the London Waste Regulation Authority?

Preliminary investigations were not encouraging. An answerphone handled the inquiry. But when one of the staff of the few remnants of Ken Livingstone's GLC rang back service couldn't have been better. What's your poison, and how soon can we collect it?

Is Citizen Ken's Charter working better than William Waldegrave's?

Dinner date

■ Michael Heseltine – secretary of state for trade and industry – intended using tonight's annual dinner of the Institute of Directors to set out the government's stall for small businessmen.

But the Institute had to point out tactfully that, actually, most of the businessmen attending come into the big category. The DTI has had to do a hasty rewrite job.

Troubled waters

■ Hard to know whether Boh Thian's abrupt ousting from North West Water says more about Thian himself or about the company's newish chairman Sir Desmond Pitcher. Both have pretty inflated opinions of themselves.

Thian, who joined at the beginning of 1990, prides himself on his international outlook, and, having spent most of his working life abroad, despises little Englanderism. Sir Desmond, angling for the job of Mr North West (region, as well as water) in his third age, recently observed that he was "a natural" for the chair of the region's largest company. Littlewoods staff remember him fondly as both a grandee and a bit of a meddler.

'I know exactly where I was on the day of Kennedy's assasination but I'm not telling

The company denies any personal spats, claiming that as it "matures" it needs someone with a less centralised, tight-reined approach. Let's hope the maturation process will include keeping the next chief executive a bit longer.

Over and out

■ So much for the Scandinavians' fabled ability to sink their differences when all around them seemed to be losing their tempers. When Jan Carlzon, the Swedish architect of the ill-fated Alcazar project, got up to put across his point of view at Sunday's press conference he was quickly shot down by a Danish superior.

The diplomatic incident between Carlzon, the former chief executive of Scandinavian Airline Systems, and SAS chairman Tage Andersen was triggered by a seemingly innocent query about what Carlzon planned to do next. "I am less worried about my own future than about the future of the four airlines," replied Carlzon.

This is the sort of statesmanlike statement one might expect from a big picture man like Carlzon but it clearly incensed Andersen, who turned an angry purple and retorted that the SAS board is "not worried about the future of SAS". Assembled newshounds were told that if they had any further questions about the future of the airline they could put them to the chairman and not to Carlzon.

Return to sender

■ Observer would love to be able to break the news that the secretive Rothschild group recorded an income of $3.3bn last year. But sadly that claim is as bogus as all the others contained in a prospectus that has turned up in Monaco and Zurich using the Rothschild name to solicit funds for investments in eastern Europe.

For instance, the document, inviting investors to part with their cash in exchange for "guaranteed" annual returns of 25 per cent from east European property, is covered in versions of the house emblem, the five arrows.

Allegedly chaired by Prince Rainier of Monaco, whose "signature" and photo adorn the president's statement, the fictitious board is not short of illustrious fellow directors – one Eisenberg Rothschild, obviously a long lost relation, is joined by a Quandt, allegedly part of the BMW family, and a von Bismarck.

A sharp solicitor's letter normally does the trick but no one knows who to send it to in this case, which explains why Barons Edmond and David de Rothschild and Sir Evelyn de Rothschild have had to resort to advertising across Europe to disassociate themselves from the rogues in the first place.

Summing up

■ Tricky moment at yesterday's Queens Moat Houses extraordinary general meeting. Chairman Stanley Metcalfe called for a show of hands to vote on the adjournment of the meeting, a thinly attended event. Advised by the adjudicator that seven votes were in favour and four against, Metcalfe announced the motion did not have the 50 per cent support it needed. He was quickly put right. But shareholders, facing massive dilution through a debt for equity swap, can hardly have been comforted by the chairman's display of mental arithmetic.

BOWENS INTERNATIONAL
A WORLD LEADER IN PHOTOGRAPHIC LIGHTING
WOLSELEY plc

FINANCIAL TIMES
Tuesday November 23 1993

FRUEHAUF
The perfect partnership.
Dereham, Norfolk. NR19 1JF (0362) 695353

Delors in row with Clarke over work-sharing proposals for EU

By Lionel Barber in Brussels and David Goodhart in London

Mr Jacques Delors, president of the European Commission, last night clashed with Mr Kenneth Clarke, UK chancellor of the exchequer, over the principle of work sharing to combat the unemployment crisis in Europe.

Mr Delors accused Mr Clark of being "unconstructive" and rebutted the chancellor's charge that a short working week and job-sharing would lead to even higher unemployment.

At e meeting of EU finance ministers in Brussels, Mr Delors appealed for an openminded debate on how to save jobs and create new employment. He said "there are no miracle cures" hut made clear he would resist efforts to water down his proposals ahead of next mooth's European summit in Brussels.

Although the majority of finance ministers agreed broadly with the Commission's analysis of why there are more than 17m people out of work in the EU, they voiced doubts about some of Mr Delors' prescriptions. These included reductions in employment taxes, work sharing and a general desire for lower short-term interest rates.

Mr Clarke delivered an outspoken attack on work-sharing as a means of saving jobs. This provoked an angry retort from Mr Delors who said: "There is always a question of winners and losers (for him). Why this obsession of Mr Clarke?"

The row between Mr Delors and Mr Clarke erupted after Mr Delors had submitted a 25-page summary of the white paper on competitiveness, growth and employment. The paper is expected to be the centrepiece of the December 10-11 meeting of heads of governments, but its proposals are non-binding and intended to be a framework for new policies.

German officials attacked the explicit notion that a 2-3 per cent cut in interest rates would speed a recovery on the grounds it could be seen as an attack on the Bundesbank. Other ministers are concerned cuts in employment costs might have to be financed through higher taxes such as VAT or anti-pollution levies.

Mr Clarke said 10 out of 12 ministers had raised objections to shorter working hours. These ideas were more likaly to increase unemployment rather than save jobs, because they presumed there was a need to ration employment in Europe.

After hearing Mr Clarke's prediction that the white paper would require snbstantial revision ahead of the summit, Mr Delors accused Mr Clarke of ignoring work-sharing developments on the continent. The French government was discussing similar measures with trade unions and Volkswagen in Germany offered a "spectacular" example of combining shorter working hours with wage curbs.

A leaked copy of the employment section of the white paper stresses the central importance of work sharing in combating high unemployment and holds up the Netherlands as a model. It cites Commission figures on the apparent link between reducing hours and creating jobs. Between 1983 and 1991 the average hours worked per person per week in the EU fell by 3 per cent – just over one hour. But in the Netherlands the reduction was 13 per cent, an average of five hours a week.

The Netherlands experienced a rise in employment of 30 per cent "more than half of which seems to be attributable to the fall in average working time".

Shares fall sharply in response to gloomy economic indicators

Hopes fade for Japanese recovery

By William Dawkins in Tokyo

A fresh set of gloomy Japanese economic indicators yesterday coincided with the second biggest decline in share prices this year.

The 3.1 per cent fall in the Nikkei average, to its lowest since early March, came amid gathering gloom over the prospects for economic recovery and corporate earnings oext year, although selling for technical reasons also played a part.

Economists across Tokyo are preparing to downgrade their forecasts for 1994, but are split over whether gross national product will stagnate or grow slightly, after stagnating or falling this year.

Disappointment that a recent government report on tax reform failed to set a date or amount for an income tax cut was a factor in yesterday'e fall in share prices, analysts said. Mr Jiro Saito, vice-minister at the finance ministry, who attributed the fall to uncertainty over company profits, said the government would not take steps to support the market.

The Japanese economy'a short-term prospects slipped into reverse in September after briefly touching the mid-point between growth and decline in August, the economic planning agency, the government's official forecaster, said yesterday.

Its latest monthly diffusion index of leading economic indicators, which measures the next six months' outlook, slipped to 36.4 on a scale of 100 in September. In August, the index hovered at 50. Within the index, the main components to switch from forward into reverse were job offers and sales of consumer durables. Corporate confidence continued to wither for the fifth month running.

Separately, the agency disclosed more evidence of the weakness of consumer demand, with a 1.7 per cent decline in household spending in real terms in September, compared with the same month last year, the fifth month of decline.

Meanwhila, wholesala and retail sales fell by 4.1 per cent year on year in the three months to September, the ministry of international trade and industry said. That is the seventh quarter of decline in a row, the longest fall in commercial sales for 20 years. These figures will increase pressure on a divided government to act over income tax.

Mr Tom Hill, strategist at S.G. Warhurg Securities in Tokyo, said: "Everyone has written off this year's decline in the economy. The doubts now are about next year; there is a big split of opinion." S.G. Warburg is forecasting a 1 per cent increase in GNP for the next fiscal year.

Another factor in the stock market decline was investors' concern that industrial companies have not cut costs severely enough, Mr Peter Tasker, chief strategist at Kleinwort Benson, warned. "It is OK to hold a lot of surplus staff if there is a turnround. But if the recovery does not come, this becomes a serious drag on earnings."

Three German heavyweights join hands in telecoms arena

By Ariane Genillard in Bonn

Threa of Germany's largest companies have forged an alliance to exploit the liberalising European telecommunications market.

Mannesmann, the engineering group, RWE, the anergy-hased conglomerate, and Deutsche Bank, the country's largest bank, said yesterday they had formed a consortium to offer telecoms networks to corporate clients in Germany, from next January. The services on offer will include voice telephony, data transmission and value-added services such as electronic mail.

The services are not yet available beyond individual corporate clients, because the public network is still run as a monopoly hy stete-owned Deutsche Telekom. But the move represents an important challenge to Deutsche Telekom which controls the public voice network in Germany. Its monopoly is due to be removed in 1998 when telecommunications are liberalised in the European Union.

The consortium, which requires approval by Brussels, is led by Mannesmann, which already operates a mobile telephone natwork in Germany and which will have 50 per cent of the new company. Deutsche Bank and RWE Energie will each own 25 per cent.

It will establish a client base which should be able to develop its own voice network to compete with Deutsche Telekom once telecoms are fully liberalised.

"This is showing that competition for basic voice services is already starting ahead of liberalisation", a spokesman for Deutscha Telekom said.

RWE, Mannesmann and Deutsche Bank also announced they would set up a second consortium to bid for a licence to operete e mobile network for data transmission. This consortium is led by RWE, which has long expressed its intention to diversify into the growing telecoms market.

It will also include Telia International, the Swedish group offering data services, and Cofira, which operates a mohile telephone network in France. The consortium will offer private clients the possibility to transmit data via a mobile network.

At the moment, only Modacom, a snbsidiary of Dentscha Telekom, operates such a network.

KLM shares plummet as merger fails

Continued from Page 1

not surviva in the long term on its own and did not want to be submerged in a junior partnership with a big airline.

One way forward, airline officials said, would be to extend the so-called European Quality Alliance established four years ago with Swissair and Austrian.

SAS must also seek a new chief executive. Mr Jan Carlzon, chief executive for 12 years, stepped aside in September and will not return to SAS now that Alcazar, of which he was a driving force, has failed.

His successor, Mr Jan Reinas, was named only as e stop-gap until Alcazar was completed.

● Moody's has put SAS under review for possible downgrade, affecting $1.2bn of long-term debt, currently rated A2.

THE LEX COLUMN

BASF's melting plastic

Miserahla nine-month results from BASF and the prospect of another dividend cut are a reminder of how bad conditions in European chemicals have become. Since BASF went into the downturn with more than half its production in Germany and a strong bias towards petrochemicals – where the erosion of prices is worst – the cycle has been especially cruel. A meeting of European petrochemicals producers this week could help stop the rot.

An agreement to close athylene capacity would help stabilise prices in plastics. The failure of similar efforts in steel is a reminder of the formidable political obstacles to closure, especially where state-owned producers are involved. One can only hope that the risks of not reaching an agreement are, in this case, enough to force a decision. With BASF's new Antwerp cracker poised to start production, there must be a risk of another downward lurch in prices unless action is taken.

If prices can be stabilised, cost-cutting should contribnte to a modest bounce in profits next year. The stock market may by then have the scent of recovery. BASF outperformed the German market by 30 per cent during 1987, two years ahead of its last peak in profits. Even allowing for capacity reductions in Europe and good news on growth, though, the market's willingness to anticipate good news could be sorely tested. It is difficult to see the next profits peak coming until well into the second half of the decade.

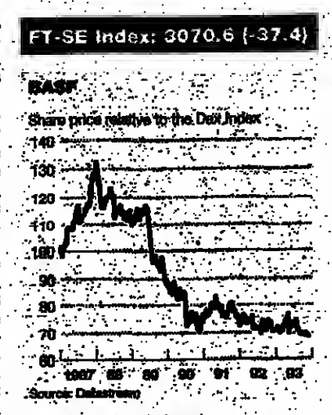

Lonrho

Lonrho lifted the veil a little further yesterday, though one suspects its restated accounts were motivated more by the obligation to comply with new accounting standards than crusading zeal on the part of its audit committee. At one level the changes are welcome. It is surely right to take into account the high inflation and depreciating currencies of developing countries where Lonrho trades. The pre-tax hit of £18m, though, also raises the question of how far profits have been flattered in previous years. Somewhat more unsettling is the restatement of profits under FRS3.

Net extraordinary items of £78m from disposals under the old system shrink to only £41m when they are moved above the line as exceptionals under FRS3. The difference is accounted for hy the change whereby profits on disposals are no longer taken against cost but against the value at which the assets are carried in the books. There is an indication here of the extent to which assets have been revalued in the past to shore up the company's balance sheet.

This does not matter insofar as disposals have always been at a profit to book, though Lonrho conveniently wrote down the intangible value of its Scottish newspaper titles around the time they were sold. The precise gearing figure also matters less than ability to raise cash to service debt. The restated net loss from continuing operations of £18m after minorities is hardly encouraging in this respect. Mr Dieter Bock will have to look hard for the resources to take his revolution forward.

Blenheim Group

Blenheim Group has picked up a healthy dose of sceptical comment in recent years. With the market gun-shy about 1980s growth stocks it is not hard to see why. Blenheim expanded rapidly hy acquisition and then wanted to "smooth" earnings by bringing forward profits on exhibitions yet to be held. It switched its year-end to give a 16-month reporting period, which made year-on-year comparisons difficult. It also raised £76m in convertible preference shares only to see profits forecasts downgraded three months later.

Such things happen, and much of tha uncertainty is reflected in the company's share rating. Yet none of it will comfort those of a nervous disposition. The news that its chief executive, Mr Philip Soar, is standing aside to become director of planning and strategy is thus just one more thing to worry about. Staging exhibitions is an attractive business, which can generate substantial profits, but any idea that it is immune to the economic cycle is far-fetched. Blenheim's reliance on France and Germany means that the company faces tough markets for the next couple of years.

One of the most alluring features of the exhibition business is its strong cash flows, with customers paying up to a year before costs are incurred. The continuing cash outflow from Blenheim, albeit arising partly from acquisitions, will make the downturn that much more painful.

EMAP

The strong rise in advertising revenue at EMAP's consumer magazines and regional newspapers in the past few months must have had creative types twanging their red braces with excitement. It would be tempting to believe good times are back for advertising agencies and media stocks. EMAP's extravagant share rating certainly suggests as much.

But EMAP's experience is likely to prove particular rather than general, reflecting the focused readership its publications offer advertisers. Whether EMAP can sustain growth in circulation revenue hy raising cover prices above the rate of inflation must remain its chief concern, however. Even if the chancellor refrains from slapping VAT on printed matter next week, it seems likely it will follow eventually. That will forestall further price rises. Yet EMAP has proved to be a canny operator. Further acquisitions and launches should keep it ticking along. The media sector as a whole is unlikely to prove as perky.

Markets

A number of local factors depressed equity markets yesterday: UK Budget worries, Italian elections, disappointing German money supply data and a crop of poor statistics from Japan. But the unifying feature remains the fear that rising bond yields will staunch the flow of US money. It is curious that equity markets should be so worried at the impact on interest rates of the still quite modest US growth prospects. On this perverse logic, they should be hoping for a fresh US downturn next year. Could the resulting liquidity flow really be the only way to sustain international markets at present bloated levels?

FT WORLD WEATHER

Europe today

Cold high pressure over northern Russia will continue to dominate, resulting in little change in conditions across the continent. Temperatures will moderate over eastern regions where afternoon temperatures will be above -10C. The heaviest snow is expected in Denmark and south-western Sweden. Accumulations in southern Scandinavia, including western Denmark, will reach 15-20cm. Lighter snow will occur over the Baltic States and Belarus. Low pressure near the Portuguese coast will produce showers which will spread along the east coast of Spain into south-eastern France. The rest of the Mediterranean seaboard will be dry with most of the sunshine over southern and central Italy. The British Isles will have variable cloud.

Five-day forecast

From Thursday, it will not be as cold over central and western Europe. Some patchy light precipitation is possible in Germany, the Low Countries, and parts of France which may produce icy roads on Thursday or Friday. The British Isles will gradually become warmer. Italy will be unsettled. Abundant sunshine will bring the mildest conditions to southern Spain where afternoon temperatures will be near 17C.

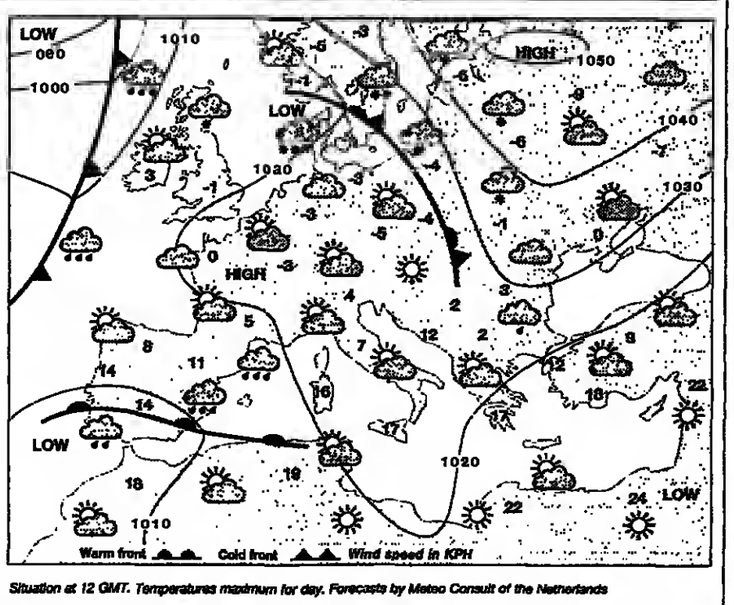

Situation at 12 GMT. Temperatures maximum for day. Forecasts by Meteo Consult of the Netherlands

TODAY'S TEMPERATURES

	Maximum Celsius																	
		Belfast	fair	2	Cardiff	fair	0	Frankfurt	fair	-4	Malta	sun	16	Rio		sun	30
		Belgrade	cloudy	1	Chicago	cloudy	11	Geneva	cloudy	1	Manchester	fair	1	Riyadh		sun	29
Abu Dhabi	sun	31	Berlin	fair	-4	Cologne	cloudy	-3	Gibraltar	shower	16	Manila	cloudy	30	Rome	fair	14
Accra	fair	32	Bermuda	rain	22	D' Salaam	fair	30	Glasgow	sun	1	Melbourne	fair	17	S. Frsco	shower	14
Algiers	fair	20	Bogota	thund	18	Dakar	sun	26	Hamburg	fair	-4	Mexico City	sun	18	Seoul	fair	0
Amsterdam	snow	-2	Bombay	fair	32	Dallas	sun	22	Helsinki	cloudy	-5	Miami	cloudy	27	Singapore	shower	30
Athens	shower	15	Brussels	cloudy	-4	Delhi	fair	27	Hong Kong	sun	18	Milan	cloudy	2	Stockholm	snow	1
B. Aires	sun	25	Budapest	fair	2	Dubai	sun	31	Honolulu	fair	28	Montreal	fair	3	Strasbourg	fair	-4
B.ham	fog	0	C.hagen	snow	0	Dublin	fair	3	Istanbul	cloudy	12	Moscow	cloudy	-5	Sydney	fair	21
Bangkok	cloudy	34	Cairo	sun	24	Dubrovnik	fair	15	Jersey	sleet	4	Munich	fair	-2	Tangier	shower	17
Barcelona	shower	13	Cape Town	fair	16	Edinburgh	cloudy	2	Karachi	sun	32	Nairobi	fair	25	Tel Aviv	sun	22
Beijing	sun	-1	Caracas	fair	28	Faro	shower	16	Kuwait	sun	28	Naples	fair	15	Tokyo	fair	15
									L. Angeles	fair	18	Nassau	fair	31	Toronto	cloudy	5
									Las Palmas	cloudy	21	New York	sun	18	Tunis	sun	18
									Lima	fair	24	Nice	fair	10	Vancouver	sun	5
									Lisbon	cloudy	13	Nicosia	fair	21	Venice	fair	8
									London	cloudy	-1	Oslo	snow	-1	Vienna	sun	0
									Luxbourg	fair	-3	Paris	cloudy	-2	Warsaw	cloudy	-3
									Lyon	fair	5	Perth	sun	31	Washington	sun	17
									Madeira	shower	18	Prague	sun	-6	Wellington	fair	17
									Madrid	fair	10	Rangoon	sun	33	Winnipeg	sun	-10
									Majorca	cloudy	18	Reykjavik	rain	4	Zurich	fair	-2

Quality flights made in Germany.
Lufthansa
German Airlines

Morgan Grenfell European Growth Trust. No.1 in Europe.

	Total Return	Compound Annual Return
Morgan Grenfell European Growth	£3,401	24.5%
European Sector Average	[illegible]	[illegible]

CONSISTENT EXCELLENT PERFORMANCE

The Morgan Grenfell European Growth Trust is the top performing European Growth Trust in its sector since its launch on 11th April 1988.

An investment of £1,000 invested at launch would now be worth £3,401* representing a compound annual return of 24.5%*, significantly outperforming the average European Fund as can be seen from the above table.

SIGNIFICANT EUROPEAN INVESTMENT OPPORTUNITIES

We believe that interest rates will fall substantially across Europe over the next 12 to 18 months, boosting recovery prospects, justifying higher overall valuations and stimulating demand for equities. Morgan Grenfell's European Growth Trust is actively managed, and benefits from its emphasis on stock selection which is based on an extensive programme of company visits Europe-wide.

INVEST NOW

We expect European stocks to generate substantial growth in the medium term. With its excellent track record, the Morgan Grenfell European Growth Trust is the ideal vehicle to take advantage of the wealth of European investment opportunities.

For further details please contact your Financial Advisor. Alternatively call us free today on 0800 282465 or complete the coupon below.

To: Morgan Grenfell Investment Funds Ltd., 20 Finsbury Circus, London EC2M 1UT.
Please send me further details of the Morgan Grenfell European Growth Trust.

Full Name _____
Address _____
Postcode _____

FT 23/11/93

MORGAN GRENFELL Investment Funds

*Source: Micropal offer to bid, net income reinvested 11.4.88 to 15.11.93.
Please remember that the value of units and income from them may fall as well as rise (this may partly be the result of exchange rate fluctuations), and the investor may not get back the original amount invested.
Past performance is not necessarily a guide to future performance.
Issued by Morgan Grenfell Investment Funds Ltd, 20 Finsbury Circus, London EC2M 1UT. Member of IMRO. Morgan Grenfell Investment Funds Ltd is an appointed representative of Morgan Grenfell Unit Trust Managers Ltd which is a member of IMRO (AUTM) and the AUTIF.

هكذا من الأصل

Europe's No.1 Professional Photographic Supplier.
WOLSELEY plc

FINANCIAL TIMES
COMPANIES & MARKETS
©THE FINANCIAL TIMES LIMITED 1993
Tuesday November 23 1993

SHEERFRAME
STAND 4111
INTERBUILD '93

INSIDE

Toyota says it has bottomed out

Toyota, the leading Japanese carmaker, forecast yesterday that its earnings would "bottom out" in the current financial year to the end of June 1994. Page 23

Blenheim shifts management
Blenheim Group, the UK acquisitive international exhibition organiser which has seen its share price drop by more than 40 per cent this year, announced a management reshuffle. Page 22

Death of Alcazar hits shares



A wave of selling swept across European bourses, with failure of the Alcazar talks between four airlines – KLM, Swissair, SAS and Austrian – a talking point. Some dealers said KLM may have walked away from a deal at the last moment because of improved trading conditions since the talks started. Back Page

Japanese builders rock
The "tenants wanted" signs plastered on buildings around Tokyo and Osaka say much about the difficulties of Japan's construction companies. Page 25

Bombay SE faces competition
The Bombay stock exchange, India's largest share market, is bracing itself for competition. Its 128-year-old monopoly of stock trading in Bombay will end with the opening next year of a high-technology National Stock Exchange. Page 26

EMAP optimistic on ad revenue
EMAP, the UK publishing and exhibitions group, yesterday gave its most optimistic assessment of the UK advertising market for three years as it announced a 12 per cent increase in interim pre-tax profits to £16.6m ($24m). Page 28

Babcock loses £9m
Babcock International, the UK energy contracting, facilities management and materials handling group, announced a £9.2m ($13.7m) interim pre-tax loss and confirmed it would pass its interim dividend. Page 29

P&O and Swire in China move
P&O, the UK transport and construction group, and Swire Pacific, the Hong Kong property and aviation conglomerate, yesterday joined forces to invest HK$615m ($80m) in a southern Chinese container port. Page 30

Renault gives assurances on Volvo
Volvo made a final push to diffuse a shareholder revolt against its proposed merger with Renault by saying it had received new assurances from the French government on the most controversial aspects of the accord.

Companies in this issue

Abtrust Lloyd's	29	ITC	26
Allen	30	ITT Sheraton	23
Angerstein Trust	29	Jack Chia-MPH	29
Azlan	30	Kajima	25
BASF	21	Kenwood Appliances	30
Babcock Intl	29	Kumagai	25
Bakyrchik Gold	30	Microsoft	13
Boustead	29	Misys	30
British Inv Trust	29	Mosaic Investments	28
Butte Mining	28	Nippon Shinpan	25
CPFP	24	Osaka Gas	28
CSR	25	P&O	30
Central Puerto	24	Paramount Comms	23
Giga	23	Proudfoot (Alex)	28
Citic Australia	25	Queens Moat Houses	28
Court Cavendish	30	Rhône-Poulenc Rorer	24
Cropper (James)	29	Ricoh	25
Daiwa House	25	Shani	29
Dean Witter Discover	23	Shimizu	25
Development Secs	28	Shires Inv	28
Diploma	28	South Staffs Water	29
Emap	29	Supreme Computer	30
Enichem	21	Swelec	16
F&C Eurotrust	28	Swire Pacific	30
Filofax	29	Taisei	25
Fisons	28	Tata Iron & Steel	28
Fleming High Income	28	Tate & Lyle	28
Forte	28	Thomas Cook	18
Guardian Media	28	Tokyo Gas	25
Hanson	29	Towles	29
Hewetson	29	Toyota	23
Hillcare	28	Varity	23
Holliday Chemical	28	Vistec Group	28
Host Marriott	23	Wheatley TXT	29
IBM	13	Worthington	29

Market Statistics

Base lending rates	44	London share service	37-39
Benchmark Govt bonds	28	Life equity options	28
FT-A Indices	37	London traded options	28
FT-A world indices	Back Page	Managed fund service	40-44
FT fixed interest indices	28	Money markets	44
FTSMA int bond svc	28	New int. bond issues	28
Financial futures	44	World commodity prices	32
Foreign exchanges	44	World stock mkt indices	45
London recent issues	28	UK dividends announced	28

Chief price changes yesterday

FRANKFURT (DM)			
Falls			
BMW	624	–	17
Beiersdorf	845	–	17
Commerzbank	356	–	11
Leifheit	740	–	30
Linde	832	–	16½
Wella Prf	828	–	12
NEW YORK ($)			
Rises			
Intel	58	+	1⅛
Texas Inst	60⅛	+	1
Falls			
Chrysler	52¾	–	1⅞
Ford	60⅛	–	1⅝
Gen Motors	53⅛	–	1
Microsft	76⅛	–	1¼
PARIS (FFr)			
Rises			
Imetal	534	+	8
Sefimag	522	+	7
Falls			
Accor	611	–	11
Bouygues	638	–	19
BSN	674	–	5
Elf Aquitaine	505	–	14
TOKYO (Yen)			
Rises			
Daiskowa Paper	1180	+	100
Rohm	410	+	45
Falls			
Japan Digital	3430	–	390
Kyowa Elec	522	–	83
Nissan Diesel	371	–	45
Sanyo Elec	161	–	19

New York prices at 12.30.

LONDON (Pence)			
Rises			
Amstrad	42	+	2½
Channel Hldgs	49½	+	2½
Filofax	288	+	19
Gardner Grp	27½	+	2
Hampson Inds	58	+	5
Proudfoot	63	+	4
Renold	119	+	5
Simon Eng	79	+	4
Tadpole Tech	275	+	13
Falls			
Babcock Intl	261½	–	2½
Euro Disney	402	–	13
Eurotunnel Units	433	–	13
Granada	458	–	15
Guinness	431	–	15
Hillcare	43	–	5
Holliday Chems	174	–	51
Merrydown	223	–	15
Royal Ice	283	–	15
Taylor Woodrow	115	–	8

Enichem to shed 10,000 jobs

By Paul Abrahams

Enichem, the chronically loss-making petrochemicals arm of Italy's Eni energy and chemicals group, yesterday said it would cut its service and support staff by 10,000 within four years.

Mr Marcello Colitti, Enichem's chairman, said the cuts would be on top of jobs lost through plant closures. They were part of preparations to sell or privatise most of the group's operations.

"The future of the company depends upon rationalisation. There is no point hiding the truth. Unless these business have the potential to make money, nobody is going to invest in them," said Mr Colitti.

Last week, the group said it expected to lose about L2,200bn ($1.3bn) this year.

"The cost of producing a kilogram of polyethylene at the moment is about 75 pfennigs and the sale price is DM1. We just can't afford the overheads wa have at the moment. I'm not happy about it, but don't let's fool ourselves," said Mr Colitti.

Enichem is prepared to sell or put into joint-ventures nearly all its businesses, including polyethylene, polyurethane and polystyrene. The group is also looking for partners for its elastomers business. Enichem's fibres and detergents businesses are already quoted.

Enichem would keep its core ethylene production. But the group was keen to reduce its stake in downstream operations, while still ensuring the subsidiaries would use Enichem's raw materials. "Enichem will virtually be dissolved. It could become a small holding company with a few petrochemicals activities," said Mr Colitti.

Some subsidiaries, such as detergents, were ready for disposal, while others required more cost-cutting. Many needed more complex rationalisation.

"There's far too much petrochemicals capacity in Europe. There are simply too many plants. Consolidation is inevitable and unavoidable and, I believe, a welcome consequence of market globalisation," he said.

"These problems must be tackled at a European level, both industrially and institutionally. We must have a positive attitude from the European Commission. The guardians of European free competition, who tend generally to be over-nervous, need not be over-suspicious of our motives. This is the only way to get back to full competitivity."

Lebanon turns to Eurobond market to rebuild Beirut

By James Whittington in Amman and Antonia Sharpe in London

The Lebanese government plans to raise $300m, through its first Eurobond offering, to help pay for the rebuilding of Beirut.

The proposed offering of three-year Eurobonds is the latest attempt by prime minister Mr Rafik Hariri's government to meet the costs of a $13bn national reconstruction programme, dubbed Horizon 2000.

Foreign aid has been well below the levels needed to finance the 10-year programme. Commitments to date from the EU, the United Nations, the Opec Fund, Arab institutions and others amount to $1.4bn and are linked to specific projects.

The World Bank has pledged $175m and the Lebanese government hopes that a meeting of a Bank-sponsored consultative group, scheduled for December, will result in more aid.

However, following the peace agreement between Israel and the Palestine Liberation Organisation, Lebanon's plans are likely to suffer as the donor community switches its attention and funds to the reconstruction of the occupied territories. Furthermore, until progress is made between Israel and Lebanon in their peace talks, substantial aid is unlikely to be forthcoming.

As a result, the Lebanese government has turned to the international capital markets. Earlier this month, Solidere, a $1.8bn property company set up to rebuild the centre of Beirut, launched a $650m international equity offering, one of the biggest public share issues in the region.

The proceeds of the Eurobond issue will be used to develop the mainly Shi'ite southern suburbs and a road network, according to Mr Nasser Saidi, deputy governor of Lebanon's central bank.

Lebanon's bonds are likely to be well received because of its relatively low foreign debt of $300m and its gold reserves, which stood at $1.5bn at the end of 1992. Bankers say Lebanon has not defaulted on any international loans since the start of the civil war in 1975. Merrill Lynch, the US securities house, is arranging the offering. The bonds are likely to be priced to yield between 350 and 400 basis points over US treasuries.

Dividend cut likely and no upturn in business expected before 1995

BASF down 44% as European sales decline sharply

By Christopher Parkes in Ludwigshafen

BASF, the German chemicals group, is likely to cut its dividend again this year and expects business to remain weak before turning up in 1995, according to Mr Jürgen Strube, chairman.

Pre-tax earnings for the first nine months of the current year were down 44 per cent at DM607m ($353.87m), mainly because of a 10 per cent sales decline in Europe, which accounts for more than 60 per cent of the sales total.

German operations were showing operating losses and would be liable for a considerably lower tax bill.

The group cut its dividend by DM2 to DM10 last year after pre-tax profits fell 41 per cent to DM1.24bn.

Profits had also been hit by heavy start-up and development work on the group's gas business and plants at Schwarzheide in eastern Germany, Antwerp and Mexico.

Group sales, down 5 per cent overall at DM30.7bn, were helped by a 7 per cent rise in North America which stemmed partly from the acquisition of Mobil's polystyrene business.

While Mr Strube gave no clear forecasts for the full year, or the dividend, he noted that sales in August and September were around 5 per cent higher than in the comparable two months of 1992, marking the first improvement in the year so far.

"Volumes and earnings are beginning to stabilise at a low level," he said. "We have probably reached the bottom of the slope, but it is too soon to conclude that we have started up the other side."

Jürgen Strube: "We have probably reached the bottom"

Earnings power was still being dampened by slack demand and low prices resulting from overcapacity and increasing imports from low-cost countries.

Sales of plastics and fibres, BASF's biggest business sector, fell 9 per cent to DM7.3bn because of a 19 per cent fall in Europe, including a 23 per cent slump in the domestic market.

Chemicals, accounting for 13 per cent of total sales, remained one of the group's biggest earners, Mr Strube said. A 9 per cent decline in Europe was partly offset by a 15 per cent revival in north America.

Confirming further labour cuts and closures in Germany, he signalled greater concentration in future on developing the chemicals business abroad.

Lex, page 20

Deficit on company pension funds hits $38bn

By Richard Waters in New York

The shortfall in the 50 US corporate pension funds with the biggest deficits climbed from $29bn to $38bn by the end of last year, and is projected to have grown to as much as $50bn now.

The figures will add to support for proposed legislation which would force companies to cut the scale of their pension fund deficits, in turn eating into their reported profits and cashflow.

The latest figures on the scale of the underfunding were disclosed yesterday by the Pension Benefit Guaranty Corporation, which guarantees benefits in private sector funds. Its annual listing of the 50 companies with the largest deficits showed their combined unfunded liability to be $38bn at the end of last year.

Falling US bond rates largely account for the worsening position of the pension funds. Long-term interest rates are used to discount future pension liabilities to calculate their current values. As this discount rate falls, the present value of the liabilities rises.

"With interest rates declining, companies should have been contributing larger amounts to their pension plans to keep their liabilities manageable. Our reforms will require it," said Mr Martin Slate, executive director.

Given the one percentage point fall in the 30-year US bond yield since the start of this year, the combined deficit is likely to have grown considerably larger. General Motors, for instance, calculates that a one percentage point fall adds $5bn-$6bn to its liabilities.

GM once again topped the PBGC's listings. As others – such as Chrysler – have moved to cut the underfunding of their plans, the scale of GM's pension fund deficit now dwarfs those of other companies.

Last week GM announced its intention to transfer $5.7bn worth of shares into its pension fund.

The PBGC figures differ from those published by companies because they are calculated on a termination basis and assume the funds are forced to buy annuities at current market rates to cover all their future liabilities.

Based on its own calculations, GM's deficit was $14bn at the end of last year, and will be $24bn by the end of this year as a result of lower bond yields.

John Gapper finds that competition is hotting up in the corporate lending arena

Banks scramble for quality borrowers



Is history repeating itself? After three years spent recovering from the disasters of the late 1980s, European banks are displaying signs of returning to the past. The strongest evidence has emerged in lending to large companies, where competition is becoming more fierce.

One example came this month when an $800m loan to Pechiney, the state-controlled French aluminium group, was heavily oversubscribed by banks wanting to join syndicates. Large creditworthy companies – those perceived as single A or above – are being offered loans at rates well below those of two years ago.

The slipping of margins has evoked memories of the late 1980s, when a lending push by Japanese and other international banks led to intense competition. Pressure eased in late 1990 after a wave of corporate failures. Some banks withdrew, margins were pushed up and loan covenants tightened.

But lending competition has now resurfaced. While banks could get margins of more than 50 basis points (half a percentage point) above the London interbank offered rate (Libor) a year ago, investment grade companies are now seeking lending in the mid-30s above Libor, and even lower. Mr Hugh Paton, head of credit marketing and execution for JP Morgan in Europe, says there has been a "pronounced contraction in spreads" for high quality companies.

There are a number of reasons for the narrowing of margins. The first is that loan demand remains weak – relatively few well rated companies want to borrow. Activity has been stronger in the commercial paper and medium-term bond markets as old debt has been restructured.

The potential supply of loans has also increased. British banks have noticed the re-emergence of some foreign banks which pulled back from London at the end of the last decade. European banks, including big German and Swiss institutions, have also become more active.

In addition, most banks have more lending capacity. The capital of US banks has been considerably strengthened by a favourable yield curve, and European banks have started to rebuild the capital weakened by loan losses in the 1980s.

The hunger for loan assets is increased by the fact that many fixed-term loans from the late 1980s are being repaid. "Many banks whose balance sheets expanded in the 1980s are now seeing a big run-off, and they are left with holes in their books they want to fill," says Mr Paton. This also means banks are feeling stronger because the yield on their portfolios has risen.

The rekindling of competition has shown itself in narrowing margins, in the way loans are structured and in the terms of loan covenants, such as the ratio of interest payments to a corporation's income.

Mr Neil Harland, managing director of corporate banking at Barclays, says an example of more favourable loan structures is that banks are again willing to lend to holding companies, rather than having loans directly secured on the operating subsidiaries which produce income to meet interest payments.

Covenants which were tightened considerably after the defaults of the 1980s are also starting to loosen. Banks say that single A companies are chafing at the tough restrictions when facilities come up for renewal, and insisting on re-negotiation.

All these trends seem to undermine banks' claims that they have learned their lessons and are no longer willing to compete for lending which does not provide high enough returns to cover risk. However, the implications are not as clear as they appear.

An important aspect of lending to large investment grade companies is that it is one of the least risky activities. Banks say the strong competition for such borrowers reflects a new aversion to high-yield, high-risk lending.

Mr David Harrison, Lloyds Bank's senior general manager for corporate banking, says that margins have only narrowed for the lowest risk loans. "As soon as you get below the As, you find people are much more cautious about risk. At that point the pressure on margin is secondary."

He believes this emphasis on low-risk lending shows that banks are not slipping back into ill-calculated competition. "I do not think it is a dangerous scene. I have heard people say 'here we go again' but I do not subscribe to that view."

Nonetheless, the margins on loans to highly rated companies are starting to approach the point where some bankers question whether they cover the cost of capital. That implies that banks would be wise to exercise caution if margins slip further, no matter how assiduously they are concentrating on quality borrowers.

ROTHSCHILD ASSET MANAGEMENT

BENEFIT FROM ROTHSCHILDS' GLOBAL INVESTMENT SKILLS

A full range of services for private investors

Rothschild Asset Management is a major investment management organisation with an international network of associated companies. The Rothschild Group manages in excess of £16 billion around the world.

Our international strength enables us to offer a full range of services to private investors which meets a wide range of different investment requirements:

A FULL PRIVATE CLIENT SERVICE
for portfolios in excess of £500,000

A PORTFOLIO MANAGEMENT SERVICE
structured for amounts of £50,000 or more

A FULL RANGE OF INVESTMENT FUNDS
with minimum investments of £500 or less:

Money Funds
offering investment in sterling and 17 other currencies

International Bond Funds
providing exposure to sterling, US dollar and international bonds

Equity Funds
both onshore and offshore – providing investment in the world's main stockmarkets.

If you think that Rothschild Asset Management might be an appropriate manager for your investments, please call us on Freephone 0800 124 314 or write to us at Rothschild Asset Management Limited Five Arrows House, St. Swithin's Lane, London EC4N 8NR.

Issued by Rothschild Asset Management Limited, a member of IMRO and LAUTRO.

AFT214

LONDON · PARIS · ZURICH · NEW YORK · HONG KONG · TOKYO · SYDNEY

Hoogovens seeks capital boost through share issue

By Ronald van de Krol in Amsterdam

Hoogovens, the Dutch steel and aluminium group, is to bolster its balance sheet through a Fl 373.5m ($196.5m) issue of new shares, expanding the loss-making company's capital base by 37 per cent.

The transaction involves a series of offers to Dutch and foreign institutions, retail investors and the Dutch state, which will take up nearly a third of the new shares.

After the closure of the offers, which are being lead-managed by ABN AMRO and SG Warburg Securities, the Dutch government's stake in Hoogovens will rise to around 17.1 per cent from 12.3 per cent currently.

However, Mr Maarten van Veen, chairman, noted that this would bring ownership of Hoogovens by public authorities back to the level that prevailed until July, when the City of Amsterdam sold off its 5 per cent stake to domestic and foreign institutional investors.

Mr van Veen said Hoogovens had decided against holding a rights issue because it wanted to raise the maximum amount possible. If it had opted for a rights issue, it would have had to offer a discount to the market price.

The price of the new shares, to be fixed by December 3, is expected to be roughly equal to the company's price on the Amsterdam stock exchange.

At Friday's closing price of Fl 45, the issue would be worth Fl 373.5m. Yesterday, Hoogovens' shares fell by Fl 2.50 to Fl 42.50.

Hoogovens' share price has doubled since March, helped by keen interest from foreign investors and foreign stockbroking firms, which have recommended the company as a prime candidate to benefit from the expected upturn in European economies.

This prospect of a cyclical turnround has helped offset worries about Hoogovens' balance sheet.

Shareholders' equity as a percentage of balance sheet total, which stood at 19.4 per cent at the end of June, should rise to between 21 and 25 per cent after the share issue, Hoogovens said.

Oil group sees Sch1bn deficit

By Patrick Blum in Vienna

OMV, the Austrian oil and chemicals group, has reported heavier nine-month operating losses and forecast an operating deficit of around Sch1bn ($83m) for 1993 as a whole.

Nine-month turnover was Sch59.44bn, down from Sch60.73bn in the same period of 1992.

Operating losses for the nine months were Sch735m compared with Sch383m.

Restructuring, including plant closures and drastic cost-cutting measures in the plastics and chemicals divisions, will cause extraordinary losses of about Sch3.7bn and bring the full-year net loss to Sch4.7bn.

Mr Richard Schenz, chairman, said the losses were due to the severe recession in the chemicals business and low crude oil prices. The gas business was the group's most profitable activity and there was a small profit from refining.

However, the results will not affect OMV's privatisation and foreign expansion plans. Mr Schenz said "privatisation will not really be affected because large investors know we have a restructuring programme".

Almost 30 per cent of OMV is in private hands with more than half held by foreign investors. The government plans to sell a further 20–25 per cent stake to a strategic foreign partner next year before full privatisation of the company in 1995.

The group is negotiating to buy 35 per cent of Slovnaft, the Slovak petrochemicals company, and wants to take a stake in Magyar Olaj, the Hungarian energy group which is being privatised.

Indian SEB extends regulation

By Stefan Wagstyl in New Delhi

The Securities and Exchange Board of India, the market watchdog, has published tough new rules to ensure greater protection for investors from dishonest stockbrokers.

The new regulations, which come into force on January 1, will require brokers to maintain separate accounts for clients' money, to issue contract notes within one day of the execution of an order and to settle payments within two days of execution.

The rules have been widely welcomed by financial institutions in Bombay.

Investors have long criticised the Bombay stock exchange, the country's largest, and other Indian exchanges for inadequate safeguards for clients and poor supervision of brokers' activities.

The regulations are expected to assuage the fears of foreign financial institutions which have been increasingly active in the Indian stock market but which have also often expressed concern about the lack of transparency on Indian stock exchanges.

Since it was established last year, the securities board has made a high priority of raising regulatory standards on stock exchanges. However, this has annoyed some brokers, who felt that they were being treated unfairly by a supervisory body which they have said did not understand the workings of their market.

But with the support of the finance ministry, the securities board has made steady progress in more rigorous regulation and supervision.

Bombay SE rival, Page 26

London SE system fault caused by component

By Norma Cohen and Alan Cane

The failure of a year-old component in the London Stock Exchange's SEAQ price formation and display system was largely responsible for a four-hour system failure last Friday, the longest such glitch in the exchange's history.

Officially, the exchange has declined to publicly explain the cause of the failure, saying it was a matter between itself and its own clients. But yesterday, market makers and information providers which carry London Stock Exchange prices were also expressing frustration at the lack of an explanation.

However, former exchange officials, familiar with the workings of the ageing SEAQ system, said the failure of a Chipcom Hub in the exchange's ethernet network was to blame. The ethernet network, an ingredient in most integrated computer systems, helps parts of the system to communicate with each other.

"The ethernet is like a plumbing system," said one former employee. "Its what connects the parts to each other. In order to work they all have to talk to each other and in the right sequence."

The Chipcom hub helps the sequencing of information.

When the component failed, it was left to Andersen Consulting who are responsible for servicing the SEAQ network to straighten out the problem.

The former officials said that because Andersen Consulting is relatively new to the system – it was appointed in April 1992 and is advising the Exchange on how to replace it – it was not able to correct the fault quickly.

Since SEAQ was installed in 1986, most of the technical staff responsible for its creation have left the Exchange. However, despite its age and difficulties in coping with very active trading, it has proven a resilient system overall and market makers have had few complaints about its effectiveness.

Krone devaluation and price war hit Carlsberg

By Hilary Barnes in Copenhagen

Price competition and krone devaluation prevented Carlsberg from translating a 29 per cent increase in the volume of beer sold in the year ended September into matching increases in profits and turnover.

Turnover increased by 4.2 per cent to DKr15.59bn ($2.29bn) from DKr14.95bn, including excise taxes. Operating profits dipped to DKr1.06bn from DKr1.16bn, although after net financial income, pre-tax profits rose by DKr18m to DKr1.36bn.

The results also include a DKr200m charge to meet structural changes "in anticipation of ever-increasing competition affecting the brewing industry in Denmark and especially abroad".

Earnings per share were up slightly from DKr14.24 to DKr13.36, but the group's return on equity slipped slightly to 13.7 from 14.6 per cent. Carlberg is paying an unchanged DKr3 per share dividend.

The increase in turnover was held back by currency changes. If exchange rates had been stable, pre-tax profits would have been about eight per cent higher than the published figure, Carlsberg said.

Carlsberg-Tetley, the group's UK joint venture, is included in the accounts for nine months. The venture contributed to a significant increase in beer sales in the UK, Carlsberg said.

Intensifying competition will have an adverse effect on future earnings, partly because of higher marketing expenditures, said Carlsberg.

However, the group expects to consolidate its position as an important player on the international brewing scene in the second half of the decade, it said.

Blenheim shuffles directors

By Andrew Bolger

Blenheim Group, the acquisitive international exhibition organiser which has seen its share price drop by more than 40 per cent this year, yesterday announced a management reshuffle.

Mr Philip Soar is stepping aside as chief executive to become director of planning and strategy. Mr Staffan Svenby, 49, a Swede who joined the UK group in 1991, has been appointed managing director.

Blenheim, once a highly-rated stock, suffered in September after BZW, the joint broker along with Credit Lyonnais Laing, cut its profit forecast for the second time in three months. There was irritation in the City that the reduced profits outlook emerged so soon after a convertible share issue in June, in which Blenheim raised £75.8m to fund acquisitions in the US and continental Europe.

Mr Neville Buch, chairman and founder of Blenheim, denied speculation by some analysts that Mr Soar was being blamed for the group's de-rating. He said: "If anyone was going to carry the can, they would have been sacked."

He said Mr Svenby was a very hands-on manager and would pursue the group's policy of trying to get closer to the needs of consumers, rather than allowing the exhibitions to be be producer-driven.

Mr Svenby joined the group when Blenheim acquired his company, Sydexpo, one of Sweden's few independent exhibition companies. He was appointed to Blenheim's main board in February and earlier this year became chairman of the company's executive committee with responsibilities which include new geographical markets and exhibition launches.

Mr Soar, who joined Blenheim as managing director in 1990, is credited with improving computer systems and management controls at the group, which had expanded rapidly through acquisitions mainly in the France and the US. The group said he would concentrate on developing strategies, especially in information provision, new technologies and marketing.

Lex, Page 20

Pricing squeeze hurts Ares-Serono

By Ian Rodger in Zurich

Sales and profits of Ares-Serono, the Geneva-based manufacturer of human fertility drugs, plunged in the third quarter. Consolidated net income from continuing operations fell 34 per cent, to $13.9m, on sales off 20 per cent to $171.5m.

The group said it had been hit by enforced price reductions on its products in many European countries. Meanwhile, in the US many patients delayed treatment in the hope that the costs would be reimbursed under the Clinton administration's health care plan.

Moreover, devaluations in Italy and Spain, where the group makes nearly half its sales, hurt the figures.

The group also pointed out that sales in the third quarter of last year were exceptionally strong.

For the nine months, total sales were off 13 per cent to $548.3m, while net income from continuing operations was down 11.4 per cent to $52.942.

Sales of Saizen, the group's recombinant human growth hormone, rose 4.3 per cent in the first nine months, while sales of Metrodin, a follicle-stimulating hormone, jumped 25 per cent.

The company said it was investing $120m to raise its production capacity for Rebif, recombinant human beta interferon, for use in treating multiple sclerosis.

French ski equipment group up mid-year

By John Ridding in Paris

Skis Rossignol, the French ski equipment and sportswear manufacturer, almost doubled net profits, from FFr79.5m to FFr140.2m ($23.6m) in the six months ended September.

The increase was achieved on sales of FFr963.6m, up about 17 per cent on the same period in 1992. Operating profit rose from FFr126.1m to FFr192.9m.

The results include the acquisition of the Roger Cleveland Golf, the US sports group. It also said that trading conditions remained favourable and profitability was increasing sharply.

Lada producer borrows $150m from Swiss

By Leyla Boulton in Moscow

Avtovaz, the Russian producer of Lada cars, has obtained a $150m loan from a Swiss finance company in an unusual solution to Russian companies' difficulties in raising finance on western capital markets.

The Swiss-based Forus Services said it had arranged the seven-year loan from its own funds and western banks including Banque Nationale de Paris, for on-lending to Avtovaz for the modernisation of its plant at Togliatti in Russia.

Mr Rene Kuppers, Forus' general-manager, said guarantees presented to banks included receivables from exports of Lada cars to Latin America, the Middle East and Europe.

But western banks themselves, which have been negotiating a rescheduling of debts owed by the former Soviet Union, have been reluctant to lend directly to Russian companies without guarantees from their own governments.

Forus also has a 15 per cent stake in a new Russian consortium which plans to produce a new passenger car in co-operation with a western manufacturer which has yet to be selected.

INVESTOR AB

NINE MONTH
INTERIM REPORT 1993

INVESTOR GROUP INCLUDING SAAB-SCANIA

Investor's net worth, with Saab-Scania valued at its book value, increased during the period to SEK 34,257 million (Dec. 31, 1992: SEK 30,122 m.), or SEK 188 (166) per share after full conversion. On November 17, its net worth amounted to approximately SEK 36,113 m., or SEK 198 per share.

Consolidated income after financial items for the Group amounted to SEK 216 m., against year-earlier income of SEK 1,630 m.

STRATEGIC PORTFOLIO

The value of Investor's portfolio of strategic holdings on September 30 amounted to SEK 25,137 (23,238) m. Adjusted for net changes, the value of the portfolio rose during the period by 26%. The Affärsvärlden General Index increased 42%. On November 17, the market value of the portfolio was SEK 26,805 m.

Shares in Atlas Copco, SKF and STORA were sold, as were the entire holdings in ASEA and Garphyttan. Following the conclusion of the nine-month period, shares were subscribed to in a new issue by S-E-Banken.

On September 30, the largest holdings were in Astra, which accounted for 41% of the value of the portfolio, Incentive 16%, STORA 15% and SKF 9%.

SAAB-SCANIA

Aggregate sales of Saab-Scania's business areas amounted to SEK 19,300 (19,900) m. Order bookings amounted to SEK 18,700 (16,500) m.

The income after financial items of the business areas was SEK 930 (1,553) m.

This is a summary of Investor's nine month interim report 1993. The complete report can be obtained from Investor AB, S-103 32 Stockholm, Sweden, telephone +46-8-614 20 00.

MERCURY
WORLD MINING
TRUST plc

PLACING AND OFFER FOR SUBSCRIPTION
of ordinary shares with warrants attached

Mercury World Mining Trust plc is a new investment trust formed to provide a diversified investment in quoted mining and metals securities worldwide, which will be actively managed with the objective of maximising total real returns.

The Trust will be managed by the specialist mining team of Mercury Asset Management plc.

The sponsors to the Placing and Offer for Subscription are S.G. Warburg Securities Ltd. and Cazenove & Co.

To register for a mini prospectus, please call the Mercury World Mining Trust Information Line on 071-280 2821.

MERCURY
WORLD MINING TRUST plc

This advertisement is not an invitation to apply for shares. Applications should only be made on the basis of listing particulars relating to Mercury World Mining Trust plc. This advertisement has been approved for issue by Mercury Asset Management plc (member of IMRO).

Two US hotel chains enter contest for Ciga

By Michael Skapinker in London and Haig Simonian in Milan

Two US hotel groups yesterday declared an interest in the Italian-based Ciga luxury hotel group, which last month announced it was negotiating a deal with Forte of the UK.

ITT Sheraton and Host Marriott said they were interested in the highly-indebted chain, which is the subject of a restructuring plan organised by Mediobanca, the Milan merchant bank.

Forte said last month it would take over the management of Ciga's 35 hotels in Italy, Austria, France, Greece, the Netherlands and Spain.

In return, it would pay £33m ($48.6m) and insert some of its own luxury hotels, with a value of about £125m, into an Italy operating company. Forte is carrying out a due diligence examination of the chain.

The Forte plan has, however, had a mixed reception among Ciga's banks, many of which have not received interest on the group's net debts of more than L1,000bn ($595.8m) for months.

Ciga's Italian bankers have kept a low profile in spite of frustration at delays in presenting the Mediobanca rescue plan. While concern not to offend Mediobanca has probably been the main cause of their inaction, the apparent lack of alternatives has been the other.

Foreign banks have been more assertive in voicing their dissatisfaction. Matters have been made more difficult by Ciga's complex ownership structure. The company, which is listed on the Milan bourse, is controlled by Fimpar, the quoted financial holding company majority-owned by the Aga Khan.

A group of lenders to Fimpar have taken legal action to freeze its Ciga stake. They have argued that any Ciga rescue package should take their interests into account. They have sought representation in the negotiations.

Only one foreign bank, Barclays, has lent to both Ciga and Fimpar, and it is by far the most vociferous of the dissidents. Last month, it indicated opposition to the Mediobanca plan and criticised the bank for not examining alternative offers. Mediobanca, which traditionally refuses to talk to the press, could not be reached for comment yesterday.

Host Marriott confirmed yesterday it was in discussions over the possible acquisition of Ciga. It said Marriott International, its sister company, could operate some or all of the hotels.

ITT Sheraton said it was looking for properties to complement its business and a bid for Ciga was "under preliminary review".

Forte countered yesterday that its luxury hotels made it more compatible with Ciga than the other two groups. It said, however, that it would not overpay for the chain.

Ruling on Paramount takeover deferred

By Martin Dickson in New York

A Delaware judge yesterday delayed until at least Wednesday an important court ruling in the $10bn takeover battle for entertainment group Paramount Communications.

Judge Jack Jacobs, of the Delaware chancery court, told companies involved in the case that he needed more time to consider last-minute information, including some provided by Paramount directors.

The case involves a challenge by QVC Network, the television shopping company headed by Mr Barry Diller, to the terms of a $9.4bn friendly merger agreement between Paramount and cable television group Viacom.

QVC has made a hostile $10.7bn offer for Paramount, and has asked the court to lift poison pill provisions of the merger deal which would require it, in the event of a successful takeover, to pay Viacom some $600m.

Viacom's tender offer for 51 per cent of Paramount's shares had been due to expire at midnight last night, with QVC's offer closing on Friday night. Viacom's offer has now been extended to midnight on November 24, and QVC's to December 1.

Yesterday's action preserved, at least for now, the time advantage enjoyed by Viacom's tender offer, though this could change if the judge were to find in QVC's favour.

● Fund American Enterprises Holdings is in preliminary talks on the purchase of part or all of Xerox's Talegen Holdings insurance unit, Reuters reports from Chicago.

Talegen, formerly Crum and Forster, is a property-casualty insurer. "The talks are in the early stages," said Fund American.

Toyota warns of continued decline

By Kevin Done, Motor Industry Correspondent

Toyota, the leading Japanese carmaker, forecast yesterday that its earnings would "bottom out" in the current financial year to the end of June 1994.

"We believe that Toyota then can achieve a gradual upturn in earnings," said Mr Hiroshi Okuda, Toyota executive vice-president responsible for finance.

However, he warned that growth in Japan would be slow, and the domestic industry would have to be restructured. "Growth will be slower than the growth we took for granted in the 1970s and 1980s. Automakers will not share equally in that growth."

With 11 domestic vehicle makers, the Japanese industry was "pretty crowded", said Mr Okuda. "If the yen remains strong and domestic demand remains weak, not all of these automakers will survive in their present form."

Toyota's pre-tax profits declined by 25 per cent in the year to the end of June, to Y322.2bn ($3bn), and are forecast to fall steeply again this year under pressure from the sharp appreciation of the yen and the continuing decline in the domestic Japanese market.

Mr Okuda forecast that by 1995-96 (the year to June 1996) Toyota would have restored its pre-tax earnings to the level of 1991-92, when they totalled Y427.9bn.

Toyota would need another year of strenuous efforts to cut costs to offset the impact of the strong yen, Mr Okuda told financial analysts in London.

Cost-savings achieved through streamlining operations and reductions in fixed costs had amounted to Y160bn in the last financial year, he said.

He forecast Toyota's growth would be strong in emerging markets such as south-east Asia, where the group has sold more than 300,000 cars and trucks in the last financial year, to claim market share of around 20 per cent. This week it is establishing a finance subsidiary in Thailand.

New car sales in Japan, which have been falling for three years in succession, were expected to begin to recover in 1994, said Mr Okuda.

He said Toyota did not plan any redundancies in Japan. To streamline production, it was cutting the number of its model specifications by 20 per cent, and component variations by 30 per cent.

Toyota had the strongest financial position in the world auto industry, he claimed, with total liquid assets with a book value of Y2,100bn. In addition, the Toyota group's securities portfolio had a hidden reserve (the market value in excess of the book value) of Y1,600bn.

Toyota will begin UK output of a hatchback version of its Carina E next month. UK production will reach 400 units a day, or an annual rate of 100,000 during the first half of 1994.

Varity doubles net earnings to $22m

By Frank McGurty in New York

Shares in Varity, the US automotive, farm and industrial machinery group, advanced yesterday after it said earnings more than doubled in the third quarter.

For the three months to the end of October, the group posted net income of $22.2m, or 49 cents a share on a fully-diluted basis. It beat analysts' forecast of about 40 cents. In the comparable period of 1992, earnings were $10.5m, or 23 cents a share.

After the announcement, the stock added $1 to $39 in early trading on the New York Stock Exchange.

The advance partly reflected Varity's moves to concentrate on core manufacturing businesses. As a result, revenues were lower at $692m, against $841m a year ago. However, the decline was attributable to several disposals last year. When adjusted to exclude discontinued operations, sales in the 1992 quarter were $656m.

The restructuring, together with a series of stock moves, helped the company slash interest expense to $8m, from $35.3m in the year-earlier period.

All three of Varity's main operating groups – Kelsey-Hayes, an automotive parts supplier; Perkins, a diesel-engine manufacturer; and the Massey-Ferguson farm-equipment division – contributed to a 23 per cent jump in operating income.

The performance by Kelsey-Hayes, the world's largest producer of anti-lock braking systems, was particularly encouraging. Sales were up 14.3 per cent to $297m, suggesting a growing acceptance of such braking systems among car manufacturers.

In the first nine months, Varity posted a net loss of $98.5, or $3.17 a share. With the effects of accounting changes and early debt retirement excluded, net income was $49.3m, or $1.13, on a fully-diluted basis.

Discover agrees compromise with rival credit card issuer

By Richard Waters in New York

A stand-off between two of the US's big four credit card companies was partially resolved yesterday as Dean Witter Discover announced it was to issue cards bearing the MasterCard logo.

DWD, which was spun off from the retailing group Sears, Roebuck earlier this year, has been fighting both MasterCard and Visa in the courts for the past two years. It is seeking the right to issue cards under the two payment systems through one of its own banking subsidiaries.

Yesterday's agreement does not involve the company joining MasterCard directly. Instead, it will issue a co-branded card with NationsBank, the North Carolina-based bank which is eager to grow its own base of cardholders.

The two sides have dropped all litigation against each other.

However, under the terms of their agreement, subsidiaries of DWD will be admitted to MasterCard directly if DWD wins a separate action seeking admission to Visa.

The Discover card, launched in 1985, has around 39m cardholders and is accepted by 1.8m merchants in the US – nearly as many as accept Visa and MasterCard.

The card to be issued through NationsBank, known as the Prime Option MasterCard, will continue DWD's strategy of issuing "value-based" general purpose cards – those with no fees and low interest rates.

Following the huge success of Sears' Discover card, which also pays holders a rebate, many similar cards have been issues by banks and others under both Visa and MasterCard.

Mexico approves two new banks

By Damian Fraser in Mexico City

The Mexican finance ministry has has given the go-ahead to two new banks, bringing to 11 the total number of authorisations granted this year.

The government hopes the moves will put more competitive pressure on those former state-owned banks that were privatised last year and the year before. Next year, US and Canadian banks will be permitted to set up their own subsidiaries in Mexico, under the terms of the North American Free Trade Agreement (Nafta). This will open up the market still further.

The finance ministry has complained about the high spreads between interest rates on savings and loans earned by Mexican banks, and has partly blamed the credit crunch and economic slowdown this year on uncompetitive practices in the financial sector.

The finance ministry also approved four mortgage associations, and three savings and loans groups, in an effort to stimulate housing market.

Mortgages are difficult to obtain in Mexico, and rates are well above those earned on deposits.

The two new banks are: Banco Regional de Monterrey, of Jaime and Manuel Rivero Santos, and Banco Invex, of the brokerage of the same name.

First Chicago to buy Lake Shore

First Chicago, the US bank, is to acquire all outstanding shares of Lake Shore Bancorp for about $333m.

Lake Shore, with $1.2bn in assets, is the banking holding company for Lake Shore National Bank, Chicago, and Bank of Hinsdale, Hinsdale, Illinois. First Chicago Corp has assets of $53.2bn.

The transaction is expected to close in the second quarter of 1994.

This announcement appears as a matter of record only.

November 15, 1993

U.S. $ 75,000,000

Meditrust

6 7/8% Convertible Debentures Due 1998

Price 100%

The undersigned acted as agents in the placement of these securities. These securities were placed pursuant to exemptions under the Securities Act of 1933.

NatWest Securities Limited

Banca del Gottardo — Bank Julius Bär & Co. AG

CS First Boston Limited — Darier, Hentsch and Co-Geneva

Deutsche Bank AG London — Lombard Odier International Underwriters S.A.

UBS Limited

NATWEST MARKETS

Corporate & Investment Banking

All of these securities having been sold, this announcement appears as a matter of record only.

GARANTI BANK

16,600,000 Rule 144A American Depositary Shares and Global Depositary Shares Each Representing 20 Shares of Common Stock, nominal value 500 Turkish Lira

The undersigned acted as agents in the private placement of these securities.

LAZARD FRÈRES & CO. — BARING BROTHERS & CO., LIMITED

GARANTI SECURITIES INC. and MULTILATERAL FUNDING INTERNATIONAL, INC.
Initiated and acted as advisors in connection with the Offering.

November 1993

NOTICE

TO: HOLDERS OF SENIOR DEBENTURES OF TRIZEC CORPORATION LTD. (the "Company")

Cdn.	$4,441,000	9 1/2%	Senior Debentures to mature November 15, 1993;
Cdn.	$2,904,000	10 1/2%	Senior Debentures to mature June 1, 1998;
SF	100,000,000	6 1/8%	Bonds 1983 - 1993;
Cdn.	$60,000,000	11 7/8%	Senior Debentures to mature March 15, 1995;
SF	100,000,000	5 5/8%	Bonds 1985 - 1995;
ECU	56,000,000	9 1/4 %	Senior Debentures to mature September 13, 1995;
Cdn.	$75,000,000	10%	Senior Debentures to mature October 1, 1996;
SF	100,000,000	5%	Bonds 1987 - 1999;
U.S.	$125,000,000		Senior Debentures to mature 1995;
Cdn.	$125,000,000	10 1/4%	Senior Debentures Due June 22, 1999 and 10 1/2% Senior Debentures Due June 22, 2009
SF	150,000,000		Senior Debentures to mature 1997;
U.S.	$60,000,000		Senior Debentures to mature 1997;
U.S.	$40,000,000		Floating Rate Notes to mature 1995; and
Cdn.	$115,000,000	11.125%	Senior Debentures Due June 18, 1996

Montreal Trust Company of Canada, as Trustee under the terms of a Trust Deed dated March 15, 1972, as amended and supplemented, hereby gives formal notice, as required by Section 24.8 of the Trust Deed, that, as previously disclosed in various press releases and other correspondence, an event of default has occurred under the Trust Deed. On October 14, 1993, the Company filed with the Court of Queen's Bench of Alberta an application in connection with a petition for approval of a proposed arrangement under Section 192 of the Canada Business Corporations Act and on October 21, 1993 the Company failed to pay on maturity amounts owing pursuant to a series of Senior Debentures due on that day.

DATED this 12th day of November, 1993. **MONTREAL TRUST COMPANY OF CANADA, Trustee**

Notice of Final Redemption

J.P. Morgan & Co. Incorporated

US $200,000,000 Floating Rate Subordinated Capital Notes due 1997

NOTICE IS HEREBY GIVEN, pursuant to the provisions of the Indenture dated as of December 19, 1985 (the "Indenture"), between J.P. Morgan & Co. Incorporated, (the "Company") and Bankers Trust Company, as Trustee that the Company has, at its option elected to redeem the outstanding $49,000,000 principal amount of its Floating Rate Subordinated Capital Notes due 1997 (the "Notes") on December 23, 1993 (the "Redemption Date") at 100% of their principal amount plus interest accrued thereon to the Redemption Date (the "Redemption Price") in accordance with Article Three of the Indenture and as set forth in the terms and conditions of the Notes.

All conditions precedent to such redemption have occurred and the principal and interest on the Notes will become due and payable on the Redemption Date upon presentation and surrender of the Notes so called for redemption together with all unmatured coupons attached, on or before the Redemption Date at the specified office of any of the Paying Agents listed below:

Swiss Bank Corporation, 1 Aeschenvorstadt, CH-4002 Basle Switzerland

Morgan Guaranty Trust Company of New York, 60 Victoria Embankment, London EC4Y 0JP

Morgan Guaranty Trust Company of New York, Mainzer Landstrasse 46, D-6000 Frankfurt am Main 1, Germany

Morgan Guaranty Trust Company of New York, Avenue des Arts, 35, 1040 Brussels, Belgium

Morgan Guaranty Trust Company of New York, 14 Place Vendome, 75001 Paris, France

Banque Internationale a Luxembourg S.A., 2 Boulevard Royal, L-2953 Luxembourg

On and after the Redemption Date, interest on the Notes so called for redemption will cease to accrue and the sole right of the holders of the Notes shall be to receive payment at the Redemption Price (including payment for a missing coupon in respect of which a deduction shall have been made from the Redemption Price) upon surrender of the Notes.

Payment pursuant to the presentation of the Notes for redemption made by transfer to a United States dollar account maintained by the payee with a bank in the United States may be subject to reporting to the United States Internal Revenue Service (IRS) and to backup withholding of 31% of the gross proceeds (including premium, if applicable) of a payee fails to provide a paying agent with an executed IRS Form W-8 in the case of a non U.S. person or an executed IRS Form W-9 in the case of a U.S. person. Those holders who are required to provide their accurate Taxpayer Identification Number and who fail to do so may also be subject to an IRS penalty of U.S. $50. Accordingly, please provide all appropriate certification when presenting the Notes for payment.

J.P. Morgan & Co. Incorporated
By: Bankers Trust Company, as Trustee

Dated: November 23, 1993

HILL SAMUEL OVERSEAS FUND

SICAV
Luxembourg, 11, rue Aldringen
R.C. Luxembourg N° B8422

Notice of Annual General Meeting

Notice is hereby given that the Annual General Meeting of Shareholders will be held at the registered office of the Company on 10th December 1993 at 2.30 p.m. with the following agenda:

Agenda

1. Submission of the management report of the Board of the Directors and of the report of the Authorized Independent Auditor.
2. Approval of the annual accounts and appropriation of the results as at 30th September 1993.
3. Discharge to be granted to the Directors for the proper performance of their duties for the period ended 30th September 1993.
4. Receipt of and action on nomination for election of the Directors for a new statutory term of one year.
5. Any other business.

The shareholders are advised that no quorum is required for the items of the agenda and that the decisions will be taken at the simple majority of the shares present or represented at the Meeting. Each share is entitled to one vote. A shareholder may act at any Meeting by proxy.

By order of the Board of Directors

This announcement appears as a matter of record only.

HAGEMEYER

$120,000,000

Hagemeyer N.V.

Guaranteed Senior Notes due 2000-2005

Private placement of these securities with institutional investors has been arranged through the undersigned.

WERTHEIM SCHRODER & CO.
Incorporated

November 1993

US offshoot holds key to Rhône-Poulenc

The chemical group's future depends on the strength of healthcare company RPR, reports Paul Abrahams

Key to the fortunes Rhône-Poulenc, France's biggest chemicals group whose privatisation issue closes this week, is Rhône-Poulenc Rorer (RPR), its 68.7 per cent-owned healthcare subsidiary.

Rhône-Poulenc's health sales, which include RPR and Institut Mérieux, generated 90 per cent of group operating profits on only 40 per cent of group turnover during the first nine months this year.

RPR is the vast majority of Rhône-Poulenc's health sales and operating profits. It accounted for FFr21.7bn ($3.6bn) of the health division's FFr30bn sales last year, and its FFr3.5bn operating profits totalled 83 per cent of the division's earnings.

The subsidiary was formed in 1990 from the merger of Rhône-Poulenc Santé of France and Rorer of the US and, of all the mega-mergers of the late 1980s and early 1990s, this has been the most successful. Between 1990 and 1992, operating profits increased from $2.3bn to $4.96bn while operating margins rose from 9.8 per cent to 16.8 per cent.

But in spite of RPR's impressive record, its ultimate success is far from assured. Its early achievements were relatively easy.

In 1990, the group's gross margins were about 60 per cent, against an industry average of about 75 per cent.

The group, which has been the fastest expanding company among the top 25 US drugs groups, is now seeing a slowdown in underlying growth. Analysts expect volume growth to be limited to about 7 per cent this year.

During the first three quarters turnover fell from $2.913bn to $2.884bn. Adverse currency changes – the franc has fallen 22 per cent against the dollar – will mean sales for the full year are likely to be flat.

Like other pharmaceuticals companies, RPR is facing a worsening environment, with governments around the world reining in drugs spending.

Healthcare reforms in Germany and Italy, in particular, sapped sales growth, with turnover down between 25 per cent and 30 per cent during the first half of the year. Mr Robert Cawthorn, chief executive, warns that the second six months are unlikely to see an improvement.

The group is vulnerable to the US and French markets, which represented 25 per cent and 33 per cent of sales last year. However, Mr Cawthorn insists it will be less affected by the changes in the US than most. He argues RPR has such a broad range of products it is not dependent upon a blockbuster that could be attacked by generic competition.

Of reform in France, Mr Cawthorn says the government is more sensitive to the needs of the pharmaceuticals industry than in many countries. "It's impossible to conceive of what has happened in Germany happening in France. There would be a revolt."

The group is responding by improving margins, among the worst in the industry, and by paying off debt. Net debt, which in 1990 was $1.9bn, is expected to fall from $774m in 1993 to $574m, according to Paris-based brokers, Paribas.

Robert Cawthorn: wants to develop premium products

In the medium-term, it is focusing on rapid growth through 16 key products, new uses for existing medicines, and a global marketing strategy.

"We may be number three in Europe, but we are only number 22 in the US, and that's not nearly as big as we ought to be," says Mr Cawthorn.

Since the merger, RPR has tripled its US sales force to 1,000.

Japan is a strategic priority. "We're definitely not strong enough there. The economics of licensing your products to a Japanese group just don't work any more, given the rising costs of developing each compound."

The group's long-term focus is to generate growth through innovative products that can justify premium pricing. But the immediate future is looking thin.

Mr Cawthorn says: "The two parents, Rorer and Rhône-Poulenc Santé, were pretty ho-hum organisations. Rorer had no track record of developing compounds. Rhône-Poulenc Santé had been very innovative but by 1990 the group was no longer at the cutting edge."

The company has twice reorganised its R&D activities. After the merger, many of the compounds in the pipeline were "me-too" products with little to differentiate them from drugs already on the market, he says.

The acid test of the new development will be Taxotere, an anti-cancer compound.

"You have to be first or second to the market. We think Taxotere is extremely exciting and only a little way behind Bristol-Myers Squibb's Taxol.

"We used the resources freed by not developing me-too compounds to accelerate its development," says Mr Cawthorn.

The group is throwing all its development resources at Taxotere in a race against time before rationalisation benefits begin to run out.

Taxotere will be filed for breast cancer and lung cancer next year in North America, Europe and Japan within three months of each other. "We've never done that before," Mr Cawthorn says.

But, in spite of the R&D reorganisation, doubts persist. The company, which spent $521m on R&D last year – equivalent to 17 per cent of sales – has focused on eight therapeutic groups.

However, it is still developing drugs that are increasingly commodities, such as antibiotics, antihistamines, and cholesterol-lowering drugs.

To bolster the long-term future, Mr Cawthorn is trying to identify emerging technologies. RPR's efforts to access these new technologies include a $113m investment in 37 per cent of Applied Immune Sciences, a Californian-based company specialising in cell and gene therapy.

"We will also collaborate with other pharmaceuticals groups," says Mr Cawthorn. "We need to pool resources, rather than compete."

An example, says Mr Cawthorn was RPR's joint-venture with Chugai, the Japanese group, to develop treatments to help chemotherapy patients. The outcome of this long-term research effort is unlikely to be seen for at least five years. In the meantime, most of RPR's immediate fortunes at the molecular roulette table are riding on Taxotere.

Given the likely poor profitability of the rest of Rhône-Poulenc in coming years, the stakes riding on this single drug are high.

CPFP takes C$135m charge

By Robert Gibbens in Montreal

Canadian Pacific Forest Products is taking a C$135m (US$101m) special charge to write off its investment in the loss-making Gold River newsprint mill on Vancouver Island British Columbia. Negotiations to restructure the mill's debt have begun.

Gold River cost about C$250m and during three years of operation has been hit by low pulp and newsprint prices. The West Coast price of newsprint is US$420 a tonne, a record low after inflation.

CPFP, now independent of Canadian Pacific, owned 65 per cent of the limited partnership set up to build and own Gold River's pulping unit, a 230,000 tonnes a year newsprint operation.

CPFP, as general partner, has pumped in operating funds since Gold River's start up by buying partnership notes, and its interest has now risen to 85.5 per cent. The minority is held by a publishing group.

CPFP says it will continue its support until March 31, 1994.

The partnership has halted interest and principal payments on C$226m of long-term debt and begun debt restructuring talks with the banks with a March 31 deadline.

CPFP says Gold River can be profitable with debt restructuring and a new operating plan. Productivity is improving and the newsprint market is showing signs of life, officials said. Last August, Canadian Pacific sold its 60.7 per cent interest in CPFP, saying newsprint had become too cyclical.

Analysts estimated the Gold River write-off will bring CPFP's 1993 loss to more than C$330m, against a loss of C$248m in 1992.

Demand for Argentine power group share float

By John Barham in Buenos Aires

Heavy demand for shares in Central Puerto, a semi-privatised electricity generator, led Argentina to increase the company's share price 8 per cent, one day before the local and international offer closed.

Mr Daniel Marx, finance under-secretary, said the issue, which closed yesterday, was over-subscribed about 13 times. The government originally fixed a price range of $4.60-$5.00 for its remaining 30 per cent stake in the company and expected to raise $126m.

However, Mr Marx said yesterday the government had increased the price ceiling to $5.40 per share, given "a significant change in market conditions lately". As a result, he said, Central Puerto's prospective price/earnings ratio has risen to about 13 years.

Central Puerto was partly privatised in April 1992, when the government sold 60 per cent of it for $92.2m to a consortium led by Chilgener of Chile.

IRITECNA
IRI GROUP

Iritecna S.p.A. seeks expressions of interest from prospective purchasers of 100% of the share capital of **SOTECNI - Società Tecnica Internazionale S.p.A.**, headquartered in Rome, 1317, Via Salaria.

Iritecna S.p.A. holds, through its fully owned subsidiary Bonifica S.p.A. 55% of the share capital of SOTECNI.

D'Appolonia S.p.A. headquartered in Genova, Italy, holds through its fully owned subsidiary D'Appolonia Servizi S.r.l. 45% of the share capital of SOTECNI.

Iritecna also on behalf of D'Appolonia intends to solicit and screen expressions of interest to acquire the whole share capital of SOTECNI.

Technically, the object of the sale will be the 55% of SOTECNI held by Iritecna through Bonifica and the 100% of D'Appolonia Servizi S.r.l. held by D'Appolonia S.p.A.. D'Appolonia Servizi S.r.l. has no other material activity than the shareholding in SOTECNI.

SOTECNI is a consulting engineering company operating in Italy and abroad, which provides its services for the preparation of territorial development plans, technical-economic feasibility studies, environmental impact studies, preliminary and final design, assistance in tendering, supervision of construction works and technical assistance in general, mostly in the areas of railways and rail transport, roads and road transport.

Sotecni operates only out of its Rome headquarters and has a staff of 104, of which 10 managers.

The main financials as of 31 December 1992 were (in million lire):

- Turnover	26,501
- Operating profit	3,346
- Net profit	978
- Net worth	3,613

For this proposed sale, Iritecna has retained as exclusive advisor **Mediocredito Lombardo S.p.A.**, to which all enquiries should be directed, as follows:

Mediocredito Lombardo S.p.A.
Via Broletto, n. 20
20121 Milano
Tel. 0039/2/8870.4256 Fax 0039/2/87.82.75
Att.: Venceslao Stevens

Interested parties should apply in writing to Mediocredito Lombardo S.p.A. **before 3 December 1993** in order to receive a confidentiality undertaking and a list of documents to be provided.

The confidentiality undertaking should be returned duly signed and executed by an authorized representative to Mediocredito Lombardo S.p.A. no later than **22 December 1993.**

Interested parties will also be requested to provide additional information about themselves, including articles of incorporation, by-laws and financial statements for the latest three fiscal years.

This advertisement and any expressions of interest deriving therefrom shall not bind Iritecna to proceed with any sale at any time.

Iritecna retains the right at its sole discretion to refrain from providing the information memorandum to any interested party or to withdraw from the negotiations at any one time.

This announcement does not represent an invitation offer or recommendation for the sale, purchase or subscription of any securities.

This advertisement and the sale procedure are subject to Italian Law and, in case of controversy, the Court of Rome (Italy) will have jurisdiction.

The Italian text of this announcement, appearing on "Il Sole 24 Ore" and some other Italian newspapers on 23 November 1993, will prevail over this text in case of discrepancy.

Hoechst Celanese Corporation

has acquired

9,934,100 Shares of Common Stock

of

Copley Pharmaceutical, Inc.

at

$55 Net Per Share

representing a fully diluted

51% Interest in the Company

The undersigned initiated this transaction and acted as financial advisor to Hoechst Celanese Corporation.

Arnhold and S. Bleichroeder, Inc.

November, 1993

DOING BUSINESS IN RUSSIA?

Save time, effort and money at the start

All foreign companies wishing to conduct business in Russia need to register there. In Moscow, registration is handled by the Moscow Registration Chamber. Fortunately, this process can be relatively quick and easy, thanks to Financial Izvestia which is now offering the Moscow Registration Chamber's own Guide to Registering Companies in Moscow. Written in English and in collaboration with the international law firm, Salans Hertzfeld & Heilbronn, this invaluable Guide

- Enables you to select the most suitable legal structure for an enterprise
- Supplies checklists so you avoid common mistakes when registering
- Provides sample registration forms and letters to obtain the relevant authorisations
- Lists addresses and contact details of key agencies in Moscow

Much of this information is simply unavailable elsewhere and will be of real practical everyday use to anyone intending to do business in Russia, as well as legal, financial, accounting and other advisors.

The Guide to Registering Companies in Moscow is available exclusively from Financial Izvestia — to order your copy, see below.

FINANCIAL IZVESTIA

Financial Izvestia is a weekly business newspaper, produced by the Financial Times in partnership with Izvestia, Russia's leading quality daily.

Published for Financial Izvestia by FT Business Enterprises Ltd. Registered Office: Number One Southwark Bridge, London SE1 9HL. Registered in England No. 980896.

REGISTERING COMPANIES IN MOSCOW

Please return to (mail order only): FT Customer Services, PO Box 6, Cambourne TR14 9EQ, UK
Tel: +44 (0) 209 612493
Fax: +44 (0) 209 612811
Sales enquiries +44 (0) 209 711928
Editorial and Marketing enquiries +44 (0) 71 799 2802
5461

NAME TITLE
COMPANY
ADDRESS
POSTCODE COUNTRY

Office Use Only	Title	Qty	UK Price	Overseas Price
RCM95	Registering Companies in Moscow ISBN 1 85334 069 3		£80	£86/US$136

PAYMENT Please note that payment must accompany order. Price includes p & p.
Please tick as required:
☐ I enclose my cheque to the value of £/US$ _____ drawn on a UK bank and made payable to FT Business Information.
☐ Please debit my credit card ☐ ☐ ☐
Card Number
CARD EXPIRY DATE
SIGNATURE DATE
Companies in EC member states (excluding the UK) must supply VAT identifying number (TVA/BTW/MOMS/MWST/IVA/FPA):

Please allow 28 days for delivery. Refunds are given on guides returned in resaleable condition and within 7 days of receipt. The information you provide will be held by us and may be used to keep you informed of FT products and may be used by other selected quality companies for mailing list purposes.

RHH ROLLINS HUDIG HALL

Global risk managers and insurance brokers

Rollins Hudig Hall announce the formation of RHH Surety and Guarantee Ltd following its recent acquisition of the business and assets of construction and engineering surety bond specialists Surety and Guarantee Consultants Ltd. Mr Roger Lewis and Mr John Frost will remain as joint managing directors. The new company will continue to operate from its East Sussex offices.

6 Braham Street, London E1 8ED. 071 709 7444

ITOCHU CORPORATION
(C. ITOH & CO. LIMITED)
ANNOUNCE THE FOLLOWING

It has been determined at a Board Meeting held on 12th November, 1993 that the Interim Dividend for the year ended 31st March, 1994, shall be paid to Shareholders of record as of 30th September, 1993 at the rate of 3.00 Yen per share on and after 10th December, 1993.

Semi-Annual Report for six months ended 30th September, 1993 will be available at Hambros Bank Limited and Banque Internationale à Luxembourg by the end of December, 1993.

Hambros Bank Limited

Message:

REUTERS 1000 RECEIVES TOP EUROPEAN SERVICE AWARD

The European Commission jury at EuroComNet 93' recently selected the REUTERS 1000 financial data service as the best new service of the year. REUTERS 1000 was judged to have both superior technological and commercial innovativeness. To find out more about this exciting new business tool, fax hyperCOM at 45 45 87 87 73 or see CNN TEXT page 796.

BANK OF GREECE

US$200,000,000

(with an initial tranche of US$150,000,000)

Floating rate notes 1998

The notes will bear interest at 4.25% per annum for the period 23 November 1993 to 23 February 1994. Interest payable on 23 February 1994 per US$1,000,000 note will amount to US$10,861.11.

Agent: Morgan Guaranty Trust Company

JPMorgan

All Advertisement bookings are accepted subject to our current Terms and Conditions, copies of which are available by writing to

The Advertisement Production Director The Financial Times, One Southwark Bridge London SE1 9HL Tel: 071 873 3223 Fax: 071 873 3064

LOW COST SHARE DEALING SERVICE
081-944 0111
COMMISSION FROM £10 MINIMUM TO £99 MAXIMUM ON ANY TRADE

FUTURELINK
The fastest, most reliable, most effective real-time FUTURES, FOREX and NEWS services available via FM within London
LONDON 071 972 9779
CALL HYETRON ON
PARIS 01 40 41 93 43

ECU TERMINVEST PLC
ECU Terminvest PLC
29 Cheesham Place
Belgravia
London SW1X 8HL
Tel: +71 245 0088
Fax: +71 235 6590
Member SFA
FUTURES & OPTIONS BROKERS
$32 ROUND TRIP
EXECUTION ONLY INTRODUCTORY OFFER

ARTIFICIAL INTELLIGENCE IN FUTURES TRADING
"INTELLIGENT TECHNICAL SYSTEMS"
LEADING CONSULTANTS.
TEL: 0474-564 336 FAX: 0707-328984

Forex or Futures prices from £49 per month
For 30 second updates on your Windows PC Screen or Pocket Financial Monitor call 0494 444415
QuoteLink from SPRINTEL

هكذا من الأصل

Citic arm forms China investment vehicle

By Nikki Tait in Sydney

Citic Australia, part of the fast-expanding Beijing-based investment company, is joining with Hambros Australia to launch a quoted investment vehicle which will make direct equity investments in China.

The new company aims to tap growing institutional interest in this area, and claims to be the first Australian company to focus on equity investment in China.

The initial funds are relatively modest – 35m shares are being issued at A$1 each. However, subscribers will also have an option to purchase one further share, at the same price, before May 1995.

Citic and Hambros say that this is partly because of a requirement that 50 per cent of the funds raised be invested within six months. This could become difficult if the sums were larger, given the limited scale of Chinese stockmarkets.

The aim is for about 25 per cent of the fund's assets to be invested in shares quoted on the Shanghai or Shenzhen exchanges. Foreigners can only buy "B" shares, and only 13 companies on the SHSE and 19 on the SZSE offer these.

However, the fund notes that several new issues are planned over the next nine months, and intends to keep around one-quarter of its assets liquid in order to participate in these offerings. It will also put about ona fifth of the fund into unlisted groups.

The remaining 30 per cent will be split between Chinese companies listed in Hong Kong, and companies listed elsewhere which do the bulk of their business in China.

Increase in demand helps lift Japanese gas groups

By Emiko Terazono in Tokyo

Utilities

Japan's leading gas companies lifted interim earnings, due to increaaed demand for hot water during an unusually cold summer, and the fall in fuel prices due to the appreciation of the yen.

However, the companies are required to pass on the foreign exchange benefits to consumers during the second half, and are expecting lower annual profits.

Tokyo Gas saw half-year non-consolidated pre-tax profits rise 211.2 per cent to Y14.4bn ($133m) on a 4.9 per cent rise in sales to Y367.9bn and an 82.8 per cent increase in after-tax profits to Y7.5bn.

Demand for gas rose 6.2 per cent to Y270.7bn. Household gas sales rose 6.2 per cent in volume, while industrial gas sales rose 21 per cent. Fuel costs fall 3.8 per cent to Y54.8bn, due to the rise in the yen from Y127.60 against the dollar to Y107.74. The company also saw a 3.8 per cent decline in administrative costs to Y48.6bn.

For the full year to March, Tokyo Gas expects a 2 per cent fall in pre-tax profits to Y35bn on a 3.3 per cent rise in sales to Y613bn.

The company forecasts a Y1.7bn rise in its deficit of financial items, and plans annual capital spending of Y157.6bn against depreciation of Y100bn.

Osaka Gas posted a 51.9 per cent rise in interim unconsolidated pre-tax profits to Y10.9bn on a 3.1 per cent increase in sales to Y286.2bn. After-tax profits advanced 15.5 per cent to Y5.7bn.

The company said a worsened balance of financial items limited the rise in pre-tax profits. Ovarall gas sales increased 7.3 per cent in volume.

For the full year to March, the company expects a 1.2 per cent fall in pre-tax profits to Y35bn and a 1.7 per cent rise in sales to Y636bn.

Capital spending for the year is expected to total Y111.9bn, down 4.2 per cent from the previous year.

Australia's CSR lifts payout by 20% after strong first half

By Nikki Tait

CSR, the large Australian timber, building materials, aluminium and sugar group, yesterday reported a 28 per cent rise in first-half profits after tax and abnormal items, at A$173m (US$114.2m).

Total revenue in the six months to end-September rose by 17 per cent to A$2.83bn. Abnormals were nil, compared with a A$9.9m surplus in the first six months of 1992-93.

CSR traditionally enjoya a stronger trading period in its first half.

However, Mr Geoffrey Kells, managing director, yesterday stressed that tha company expected the "strong profit improvement" to continue into the second half, and the overall results for the year to end-March 1994, to be "snbstantially higher" than last time's A$211.2m (after tax but before abnormals).

The interim dividend is being increased by 20 per cent, to 12 cents a share. With the figures exceeding analysts' expectations, CSR shares bucked a falling stock market yesterday and added 2 cents to A$4.70.

CSR said that the improvement came from all divisions, with operating profit before interest, foreign exchange considerations and tax rising by 18 per cent to A$328.8m.

The core Australian building and construction materials division saw operating profits of A$127.5m, against A$118.6m last time; the North American construction materials business made A$70.7m, up from A$56.1m; timber products, helped by productivity gains and higher sales volume, more than doubled to A$35.5m from A$14.9m; and aluminium, in spite of depressed prices, contributed A$36.9m, compared with A$18.8m.

The weakest spot was the sugar division, where operating profits were marginally higher at A$87.5m, against A$86.9m. CSR blamed "intense" competition in Australia's refined sugar markets, and stressed that it was still arguing its case before the Trade Practices Commission, which last week provisionally ruled against a refined sugar joint venture between CSR and Mackay Refined Sugar.

Bubble's collapse hits Japan's builders

By Robert Thomson in Tokyo

Construction

The "tenants wanted" signs plastered on buildings around Tokyo and Osaka tell as much about the difficulties of Japan's construction companies as their interim profit statements, which detailed rapidly slowing orders and generally falling profits.

In the late 1980s, the so-called "bubble era", the contractors were aggressive developers of office buildings and resorts in Japan and abroad. Thay prospered from a surge in investment by ambitious Japanese manufacturers, which expanded plant capacity in the expectation of demand that has yet to materialise.

The bubble's collapse has left the contractors unable to fill tbeir own buildings and resorts, and facing a continuing decline in orders from private customers. To add to the woes, construction companies are at the centre of the latest political scandal and some exclnded from public works bidding, the only area of potential growth this year.

The interim statements reveal some of the bruises, but have yet to show the effects of the sharp fall in orders this year. In the first half, the Federation of Construction Companies said orders were 22.3 per cent lower than a year ago, marking three years of contraction since the peak reached in the first half of 1990.

Kajima, the latest company to be implicated in the political scandal, reported a 12.2 per cent fall in sales in the six months to September, and a 16.7 per cent slide in pre-tax profit. Shimizu reported a 3.7 per cent increase in sales, but a 3.8 per cent drop in pre-tax profit and a 32 per cent fall in net profit.

The damage was more severe at Kumagai Gumi, which saw a 25.9 per cent fall in sales, a 74.5 per cent drop in pre-tax profit, and a 92.4 per cent plunge in net profit, which was a thin Y323m.

INTERIM RESULTS 1993-94 (Ybn)

	Sales	Change %	Pre-tax profit	Change %
Shimizu	955.6	+3.7	49.0	-3.8
Kajima	796.2	-12.2	37.8	-16.7
Taisei	788.5	-11.0	31.8	-30.8
Obayashi	785.9	+18.7	37.5	+133.5
Kumagai Gumi	338.4	-25.9	3.1	-74.5
Daiwa House	466.8	-1.3	38.1	-11.6

Source: company reports

Obayashi was the exception, reporting an 18.7 per cent rise in sales, and a 133.5 per cent increase in pre-tax profit and a similar leap in net profit, which it attributed to a cost-cutting drive. However, the contractor said orders for the period were down 32.4 per cent on a year earlier.

The fall in ordars was repeated at other leading contractors. Taisei said that its orders received slipped 38.6 per cent, Kajima 24.9 per cent, Shimizu 32.1 per cent, and Kumagai Gumi 13.4 per cent.

Private construction tends to account for about two-thirds of orders, but contractors bad hoped that three stimulatory packages over the past year would lead to an increasing flow of public works orders.

The bribery scandals have hurt the industry through the bidding suspensions imposed on some companies, but the damage has been larger than expected because government authorities have delayed awarding contracts, fearing the embarrassment that would be caused if the chosen company was implicated in the scandal.

The trend was reflected in a 19 per cent fall in public works orders during the first half, and the industry is hoping that delayed contracts will be awarded early next year. But companies whose executives are alleged to have given illegal donations to politicians could still be overlooked even if the formal suspension on bidding is lifted.

Construction ministry officials are reviewing the "designated bidder" selection process for public works projects. The scheme has been blamed for encouraging corruption among authorities responsible for designating the bidding companies and for encouraging collusion among tbe companies, which often decide the bid prices among themselves.

Private construction orders are unlikely to recover for at least a year. Manufacturers, which account for about 20 per cent of private orders, are continuing to cut capital spending, and new factories are likely to be established in China or elsewhere in east Asia.

Residential demand has been rising in recent months, as reflected in a relatively small 1.3 per cent decrease in sales at Daiwa House, which had an 11 per cent fall in pre-tax profits. Orders during the period were Y476bn, compared with Y472bn in the same period last year.

Larger contractors' profits are more closely linked to commercial building demand, which has been undermined by the continuing flow of completions that were commissioned during the bubble era. According to the Co-operative Credit Purchasing Company, established by Japanese banks to clear their property-related bad loans, commercial prices are expected to continue falling for at least another year.

For the full year to March, Kajima is expecting pre-tax profits to fall by 29 per cent, Taisei by 34 per cent, Shimizu by 24 per cent, and Kumagai Gumi 69 per cent. Obayashi is forecasting a 22 per cent rise in pre-tax profit to Y60bn ($561m).

NEWS DIGEST

Tata Steel plunges to Rs46m

Tata Iron and Steel, India's second-largest privata company, saw first-half net profits plunge to Rs46.3m ($1.47m) from Rs502.2m a year ago, as a result of worldwide recession, writes R.C. Murthy in Bombay.

Sales rose by 2 per cent to Rs15.05bn as the company focused on exports, which jumped to Rs3.74bn from Rs2.61bn in a year, to increase plant capacity utilisation.

Operating profits rose by nearly a fifth to Rs2.19bn, partly dna to changes in accounting practices.

But the higher interest burden at Rs973.9m, compared with Rs786.6m, and depreciation provisions of Rs1.34bn cut net profits drastically to Rs46.3m from Rs502.2m in the same period last year.

Austrian utility to be sold

BURGENLAND Holding, an Austrian regional electricity and gas holding company, is to be fully privatised next montb with the sale of the Burgenland provincial government's 30 per cent stake.

Local banks will also sell their 21 per cent stake, writes Patrick Blum in Vienna.

The nominal value of the shares on offer is Sch153m ($12.7m) and an asking price will be set on December 3.

Weak demand hits Ricoh sales

Weak demand for office equipment in Japan and in its main overseas markets took sales at Ricoh, the maker of copiers and information equipment down 12 per cent to Y295.2bn ($2.76bn) from a previous Y336.1bn, writes Michiyo Nakamoto in Tokyo.

However, an improved non-operating balance lifted its pre-tax profit by 38 per cent to Y6.19bn.

Ricoh saw revenues from its copiers drop significantly in the export market, which offset a moderate rise in domestic sales.

Information equipment was, howaver, shunned both in Japan and overseas, whila sales of photographic equipment took a sharp downturn in overseas markets.

Ricob is strengthening its overseas procurement and production activities.

However, it does not expect the market to recover significantly in the second term despite government efforts to lift domestic demand.

The company is forecasting a 9 per cent drop in sales for the full year to Y592bn and a 12 per cent increase in pre-tax profits to Y13bn.

Nippon Shinpan declines 35%

Nippon Shinpan, the consumer credit company, suffered a 35.3 per cent fall to Y4.9bn in pre-tax profit for the first half to September, as Japanese consumer spending weakened during the period and the company increased provisions for non-performing loans, writes Robert Thomson.

Turnover during tbe six months fell 8.4 per cent to Y2,603.9bn, although the company said the number of credit cards issued during the period rose, partly because of the success of a card linked to Japan's popular and newly-professionalised soccer league.

Retail sales slipped as consumers lost confidence in the face of reductions in overtime and smaller annual bonuses, which directly affect Nippon Shinpan, the largest Japanese provider of credit card services.

The government, under pressure from Japanese industry, is debating wbether an income tax cut will revive consumer confidence, though a decision is unlikely before the financial year ends in March.

For tbe full year, Nippon Shinpan expects a pre-tax profit of Y13.6bn, compared to Y14.3bn last year, and a net profit of Y3.4bn, down from Y4.7bn.

BAT affiliate advances

ITC, the Indian affiliate of BAT Industries of the UK, posted net profits of Rs890.2m ($28.7m) for the first half to September. Sales were Rs20.87bn, up 16 per cent over the same period in the previous year, R.C. Murthy writes.

Guide to World Currencies

The FT Guide to World Currencies, previously published on Tuesdays, will in future be published on Mondays. In yesterday's paper, it appeared on page 25 in the UK and page 20 overseas. Readers who missed can obtain a copy by fax. To use this service, dial 0891-437 001 from your fax machine. When the FT fax service answers with an electronic tone, press the start button on your machine and hang up the handset. Calls are charged at 36p/minute cheap rate, 48p/minute at other times. The service is available in the UK only.

All of these securities having been sold, this advertisement appears as a matter of record only.

bufete industrial, s.a.

Global Equity Offering

4,166,680 American Depositary Shares
Representing 12,500,040 Ordinary Participation Certificates
and
4,658,400 Ordinary Participation Certificates

Global Coordinator
Goldman, Sachs & Co.

1,190,480 American Depositary Shares
This portion of the offering was sold outside the United States and Mexico by the undersigned.

Goldman Sachs International Limited
CS First Boston
James Capel & Co.
ABN AMRO Bank N.V.
Banamex Investment, Ltd. Grupo Financiero Banamex Accival, S.A. de C.V.
Baring Brothers & Co., Limited
Deutsche Bank Aktiengesellschaft
Indosuez Capital

2,976,200 American Depositary Shares
This portion of the offering was sold in the United States by the undersigned.

Goldman, Sachs & Co.
CS First Boston
Serfin Securities, Inc.
Merrill Lynch & Co.
J.P. Morgan Securities Inc.
Smith Barney Shearson Inc.
Acciones y Valores de México, S.A. de C.V. Casa de Bolsa, Grupo Financiero Banamex Accival
D.A. Campbell Company, Inc.

4,658,400 Ordinary Participation Certificates
This portion of the offering was sold in Mexico by the undersigned.

Operadora de Bolsa Serfin, S.A. de C.V. Casa de Bolsa, Grupo Financiero Serfin
Acciones y Valores de México, S.A. de C.V. Casa de Bolsa, Grupo Financiero Banamex Accival
Casa de Bolsa Bancomer, S.A. de C.V. Grupo Financiero Bancomer
Inverméxico, S.A. de C.V. Casa de Bolsa Grupo Financiero Inverméxico
Mexival, Casa de Bolsa, S.A. de C.V. Grupo Financiero Mexival Banpaís
GBM Casa de Bolsa, S.A. de C.V. Grupo Financiero GBM Atlántico
Afin, Casa de Bolsa, S.A. de C.V. Afin, Grupo Financiero
Vector, Casa de Bolsa, S.A. de C.V.
Abaco, Casa de Bolsa, S.A. de C.V. Abaco Grupo Financiero
Bursamex, S.A. de C.V., Casa de Bolsa Grupo Financiero del Sureste
Casa de Bolsa Inverlat, S.A. de C.V. Grupo Financiero Inverlat
Casa de Bolsa Arka, S.A. de C.V.
Casa de Bolsa México, S.A. de C.V.

Advisors to Bufete Industrial, S.A.

Walther y Asociados, S.C.
Nacional Financiera, S.N.C.

November 1993

HOECHST CELANESE CORPORATION

has acquired, pursuant to a tender offer, 51% of the Common Stock of

COPLEY PHARMACEUTICAL, INC.

The undersigned acted as financial advisor to Copley Pharmaceutical, Inc. in connection with this transaction.

ALEX. BROWN & SONS
INCORPORATED

November 10, 1993

German money supply figures lower European prices

By Sara Webb in London and Patrick Harverson in New York

Higher-than-expected German money supply figures disappointed many of the European government bond markets yesterday, fuelling fears that the next cut in key German interest rates could still be some way off.

GOVERNMENT BONDS

However, the biggest movement came in the Italian market where the municipal election results prompted a two-point tumble in Italian government debt prices.

■ German government bonds lost half a point as the Bundesbank reported that M3 expanded by a seasonally adjusted annualised 6.8 per cent, unchanged on September and outside the central bank's target range of 4.5 per cent to 6.5 per cent.

Many market participants were disappointed as they had expected M3 to show signs of slowing down in October. Six-month bank lending jumped to a 9.2 per cent annualised rate. "The news of a 9.2 per cent increase in bank lending to the non-bank private sector was especially bad", said Mr Julian Callow, European economist at Kleinwort Benson.

While the market bad hoped that the Bundesbank would cut its official interest rates in December, yesterday's money supply news is forcing some market players to contemplate a delay in the cuts.

However, some dealers pointed out that if the November cost-of-living figures for the various states – due to be released later this weak – show a fall, the Bundesbank would still have scope to ease sooner rather than later.

The December bund futures contract traded at 99.77 by late afternoon, down 0.50 point from Friday's close.

■ Italian government honds fell nearly two points before regaining some of the lost ground as the mainstream political parties suffered a crushing defeat in municipal elections at the weekend.

Foreign investors and domestic institutions were beavy sellers of Italian paper, and by afternoon, rumours were circulating that the Italian authorities were buying paper to support the market and stem a further fall. The Liffe BTP futures contract settled at 112.64, down 189 basis points.

Dealers said tbe Italian bloodbath was prompted by fears that the municipal election results would weaken the central government and jeopardise its economic plans, creating uncertainty over the budget legislation.

■ Spanish government bonds lost nearly half a point in line with other European markets on the back of disappointing German M3 figures and the turmoil in Italy.

However, some dealers are hoping to see a quarter point easing at today's repo, taking the rate from 9.25 per cent to 9.00 per cent.

■ The combination of weakness in the continental European fixed income markets and pre-Budget jitters pushed UK government bond prices lower by as much as ¾ point at the long end, in spite of the good inflation background revealed by last week's economic data which had raised hopes of a base rate cut.

The 7¼ per cent gilt due 1998 slipped ⅝ to 104⅝ by late afternoon while the 8¾ per cent gilt due 2017 dropped ⅞ to 118⅝.

■ US government securities eased slightly across the board yesterday morning as dealers lightened their loads ahead of the Treasury auction.

By midday, the benchmark 30-year government bond was down 3/32 at 98 25/32, yielding 6.334 per cent. At the short end of the market, the two-year note was down 1/32 at 99 29/32, to yield 4.213 per cent.

Prices opened marginally firmer in the wake of some dealer short-covering, but with sentiment still fragile in the wake of the recent string of upbeat economic reports, the market was unable to hold on to its early gains.

By mid-morning prices had slipped into negative territory along the yield curve as dealers sold securities to prepare for sale of $17bn in two-year notes. The auction took place earlier than usual at 11.30 am and it was not clear by midday whether it had gone well.

■ Yesterday saw a steepening in the yield curve for Japanese government bonds as the sharp fall in the stock market and lower money market rates helped to buoy up short-dated paper, while fear of supply in the 10-year area held back prices at the long end.

Japanese bank raises DM600m with 10-year issue

By Antonia Sharpe

Export-Import Bank of Japan made its first appearance in the D-Mark sector of the international bond market yesterday when it raised DM600m through an issue of 10-year Eurobonds.

The proceeds of the offering were swapped into dollars and the borrower was thought to have achieved its ambitious funding target of 10 to 15 basis points below Libor.

INTERNATIONAL BONDS

Exim's bonds were priced to yield 18 basis points over German government bonds (bunds), reflecting the borrower's triple-A rating and its rarity value in the market.

Lead manager IBJ said the bonds sold quickly in spite of the weakness in the bund market. Demand from investors in south-east Asia and in continental Europe, excluding Germany, was particularly strong, IBJ said.

When the bonds were freed to trade, they eased to 98.80 bid from a re-offer price of 99.095 but the fall was far smaller than the half-point drop in bunds. The spread on the bonds tightened to 16 basis points at one stage in the afternoon.

The weakness in the German government bond market is unlikely to dissuade more borrowers from launching D-Mark Eurobond issues. Depfa, the German mortgage bank, plans to make its large big Eurobond offering of the year, a DM1bn issue of 10-year Eurobonds, within the next two weeks.

The mandate is likely to be awarded jointly to a German bank and an American bank. Depfa is aiming for a yield spread on the bonds of 25-26 basis points over the 6 per cent bund due 2003.

Cable & Wireless's well-flagged $400m offering of 10-year Eurobonds is due to be launched today and could well be the last big corporate Eurodollar offering of the year. The bonds, via JP Morgan, are likely to be priced to yield between 70 and 75 basis points over US Treasuries.

Rival market gives Bombay impetus to reform

India is to get a new stock exchange that will end a 128-year-old monopoly. Stefan Wagstyl reports

The Bombay stock exchange, India's largest sbare market, is bracing itself for competition. Its 128-year-old monopoly of stock trading in Bombay will end with the opening next year of a high-technology National Stock Exchange.

The NSE plans to start by trading bonds, but intends to go into equities, the core of the BSE's husiness, by the autumn of 1994.

The new exchange's official purpose is to develop markets in government and corporate bonds, which are still in their infancy in India. But the real intent of the government's finance ministry, wbicb is backing the NSE, is to force the BSE to overhaul its antiquated procedures and abuse-prone practices. As Mr R.H. Patil, the NSE's managing director, says: "The BSE brokers are very worried about us. Part of our aim will be met if other exchanges change and reform their markets."

Bombay hrokers retort they are not scared of competition. Clients who have used the exchange for years are not likely to desert overnight, they claim. They say the BSE is husy on reforms to increase transparency and investor protection under the guidance of the Securities and Exchange Board of India, the newly-created markets' watchdog.

Brokers do admit the NSE's formation has given the BSE a new impetus to reform. Mr G.B. Desai, BSE president, says: "The authorities have a bad impression of the BSE. We must change our way of working. We are changing and will be ready by the time the NSE starts trading equities."

Mr Desai says the BSE's reputation for tolerating unfair or dishonest practices has been created largely by the publicity given to a handful of scandals, such as last year's affair involving Mr Harshad Mehta, a hroker who allegedly illegally diverted funds from banks into the market. Indian companies have this year been raising record amounts in new issues; new investors, including foreign financial institutions, have been active on the exchange. "Business is pouring into the BSE," says Mr Desai. "If we worked only for the benefit of the brokers, would this business have come to us?"

Until now, clients have had little choice, since the Bombay exchange faced competition only from smaller local excbanges in cities including Delhi, Calcutta and Madras. The NSE will be a different matter.

The NSE is being establisbed at a cost of about $6m by the government-owned financial institutions wbicb dominate the sharebolders' registers under the leadership of the Industrial Development Bank of India, a development bank.

Starting in April, the NSE will trade bonds issued by the Indian government, by public sector enterprises and by private sector companies. Secondary trading in these instruments is now limited to an informat inter-hank market. Most paper is held hy banks and other institutions from issue to maturity, so little trading takes place. NSE officials hope the new excbange will encourage trading, so promoting liquidity and greater efficiency in India's deht markets. Tbe initial members will he about 20 banks and other financial institutions, which will operate as primary dealers. Membership for the NSE's equity market will he wider and will include stockbrokers.

Unlike the BSE, where trading takes place mainly on a trading floor, the NSE will be screen-based. Its main computers will be connected to terminals in members' offices in Bombay and – via satellite – in otber cities across India. Mr Patil says the satellite links will make the NSE India's first national financial market.

The BSE hopes to have its own computer-controlled screen-hased price qnotation system by June, albeit for a limited number of heavily-traded shares. Trading in all actively-traded stocks is to be computerised hy March 1995.

Screen-hased price-setting will not revolntionise stock trading in India unless settlement procedures are modernised. One problem – for the BSE and the NSE – is that transactions are completed by the physical transfer of securities via the hroker. Financial institutions have a computerised depositary for shares, but its operation is limited to a handful of institutions.

Mr Patil says that larger brokers on the BSE see the benefits of a transparent and efficient computerised system and will gravitate towards the NSE. Mr Desai believes the BSE will modernise in time to retain its grip on business. "We plan to remain the largest exchange in India," be says.

NEW INTERNATIONAL BOND ISSUES

Borrower	Amount m.	Coupon %	Price	Maturity	Fees %	Spread bp	Book runner
US DOLLARS							
Santander Intl. (Cayman)‡	300	(a)	99.63R	Dec.1998	0.15R	-	SBC/ Santander de Neg.
Toyota Motor Finance (Neths)	300	4.50	99.066R	Dec.1996	0.1875R	+22 (4¼%-96)	Merrill Lynch Intl.
Petacalco Topolobampo	250	(b)#	(b)R	Dec.2003	1.00R	(b) (5¾%-03)	Salomon Brothers Intl.
Dowa Mining(c)ф	130	1.125	100.00	Dec.1997	2.25	-	Yamaichi Intl (Europe)
Kumagai Gumi (HK) Finance(d)§	100	(4½-5)	100.00	Dec.1998	2.50	-	CS First Boston
Tesalo Shinju(e)ф	100	1.125	100.00	Dec.1997	2.25	-	Daiwa Europe
D-MARKS							
Norddeutsche Landesbank Fin.	1bn	6.00	99.07R	Jan.2004	0.325R	+31 (6%-03)	Lehman Brothers Bankhaus
Exim Bank of Japan	600	5.875	99.095R	Dec.2003	0.325R	+18 (6%-03)	IBJ (Deutschland)
AUSTRIAN SCHILLINGS							
Republic of Venezuela	750	8.00	100.80	Dec.1995	1.35	-	Creditanstalt-Bankverein

Final terms and non-callable unless stated. The yield spread (over relevant government bond) at launch is supplied by the lead manager. §Convertible. фWith equity warrants. ‡Floating rate note. #Semi-annual coupon. R: fixed re-offer price; fees are shown at the re-offer level. a) Coupon pays 3-month Libor flat. b) Priced tommorow at 235-245bp over Treasuries. c) Fixing: 30/11/93. d) Fixing: approx. 1/12/93. Overallotment option: $15m. Callable from 8/12/95, subject to 140% rule or if 98% of bonds are converted, at 103% declining 1% per annum. e) Fixing: 29/11/93.

WORLD BOND PRICES

BENCHMARK GOVERNMENT BONDS

		Coupon	Red Date	Price	Day's change	Yield	Week ago	Month ago
Australia		10.000	10/02	120.7600	-0.700	6.85	6.66	6.54
Belgium		9.000	03/03	114.1000	+0.350	6.32	6.34	7.11
Canada *		7.500	12/03	103.6000	-0.600	6.97	6.84	6.85
Denmark		9.000	05/03	115.3700	-0.100	5.84	6.40	6.34
France	STAN	5.500	05/98	109.4400	-0.160	5.29	6.09	6.11
	CAT	6.750	10/03	105.0000	-0.740	5.96	6.06	5.96
Germany		6.000	09/03	101.0200	-0.360	5.76	5.85	5.87
Italy		9.000	10/03	97.4400	-1.540	9.40†	9.04	9.05
Japan	No 119	4.800	06/99	108.8610	+0.250	2.95	2.87	3.11
	No 157–4	4.600	03/03	107.6840	+0.460	3.50	3.54	3.71
Netherlands		6.500	04/03	104.7600	-0.470	5.82	5.80	5.50
Spain		10.500	10/03	112.9500	-0.050	8.51	8.60	8.43
UK Gilts		9.750	01/98	112-29	-4/32	6.13	6.19	6.12
		8.000	06/03	103-22	-16/32	6.75	6.75	6.77
		9.000	10/08	117-10	-23/32	7.10	7.11	7.12
US Treasury *		5.750	08/03	99-09	-4/32	5.85	5.66	5.45
		6.250	08/23	98-25	+1/32	6.24	6.17	6.05
ECU (French Govt)		6.000	04/03	111.7000	-0.300	6.30	6.42	6.37

London closing, *New York mid-day. Yields: Local market standard. † Gross annual yield (including withholding tax at 12.5 per cent payable by nonresidents). Prices: US, UK in 32nds, others in decimal. Source: MMS International

France

■ NOTIONAL FRENCH BOND FUTURES (MATIF)

	Open	Sett price	Change	High	Low	Est. vol.	Open int.
Dec	124.36	123.80	-0.70	124.36	123.76	11,412	153,287
Mar	128.16	127.56	-0.74	128.16	127.52	706	42,231
Jun	127.60	127.00	-0.72	127.60	127.20	-	2,453

■ LONG TERM FRENCH BOND OPTIONS (MATIF)

Strike Price	CALLS Dec	CALLS Mar	CALLS Jun	PUTS Dec	PUTS Mar	PUTS Jun
122	1.82	-	-	0.01	-	-
123	0.85	-	-	0.04	0.11	-
124	0.14	-	-	0.33	0.18	-
125	0.01	-	-	1.18	0.32	-
126	0.01	-	2.27	-	0.56	1.15
127	-	1.51	-	-	0.90	-

Est. vol. total, Calls 18,723 Puts 30,071. Previous day's open int., Calls 323,815 Puts 276,088.

Germany

■ NOTIONAL GERMAN BUND FUTURES (LIFFE)* DM250,000 100ths of 100%

	Open	Sett price	Change	High	Low	Est. vol	Open int.
Dec	100.10	99.79	-0.48	100.19	99.73	131182	168911
Mar	100.20	99.90	-0.46	100.28	99.85	6770	24180
Jun		99.80	-0.46			0	50

■ BUND FUTURES OPTIONS (LIFFE) DM250,000 points of 100%

Strike Price	CALLS Dec	CALLS Mar	PUTS Dec	PUTS Mar
9950	0.34	1.06	0.05	0.66
10000	0.06	0.79	0.27	0.89
10050	0.01	0.56	0.72	1.16

Est. vol. total, Calls 16626 Puts 13006. Previous day's open int., Calls 246610 Puts 196339

■ NOTIONAL MEDIUM TERM GERMAN GOVT. BOND (BOBL)(LIFFE)* DM250,000 100ths of 100%

	Open	Sett price	Change	High	Low	Est. vol	Open int.
Dec	102.99	102.84	-0.20	103.09	102.76	2474	23319
Mar		102.97	-0.19			0	9

Italy

■ NOTIONAL ITALIAN GOVT. BOND (BTP) FUTURES (LIFFE)* Lira 200m 100ths of 100%

	Open	Sett price	Change	High	Low	Est. vol	Open int.
Dec	114.10	112.64	-1.89	114.36	112.45	79686	58506
Mar	114.34	112.79	-1.75	114.34	112.59	7525	13311

■ ITALIAN GOVT. BOND (BTP) FUTURES OPTIONS (LIFFE) Lira200m 100ths of 100%

Strike Price	CALLS Dec	CALLS Mar	PUTS Dec	PUTS Mar
11250	0.14	2.27	0	1.98
11300	0	2.02	0.36	2.23
11350	0	1.80	0.86	2.51

Est. vol. total, Calls 6254 Puts 5134. Previous day's open int., Calls 58171 Puts 41269

Spain

■ NOTIONAL SPANISH BOND FUTURES (MEFF)

	Open	Sett price	Change	High	Low	Est. vol	Open int.
Dec	103.10	102.64	-0.49	103.20	102.34	54,256	69,516
Mar	103.15	102.98	-0.39	103.35	102.75	9,110	8,247
Jun	-	104.00	-	-	-	-	50

UK

■ NOTIONAL UK GILT FUTURES (LIFFE)* £50,000 32nds of 100%

	Open	Sett price	Change	High	Low	Est. vol	Open int.
Dec	115-19	115-04	-0-21	115-21	115-02	70325	117678
Mar	114-30	114-15	-0-20	114-30	114-13	11958	14215

■ LONG GILT FUTURES OPTIONS (LIFFE) £50,000 64ths of 100%

Strike Price	CALLS Dec	CALLS Mar	PUTS Dec	PUTS Mar
115	0-17	1-31	0-09	2-01
116	0-01	1-05	0-57	2-39
117	0	0-48	1-56	3-19

Est. vol. total, Calls 15913 Puts 3332. Previous day's open int., Calls 95831 Puts 63029

Ecu

■ ECU BOND FUTURES (MATIF)

	Open	Sett price	Change	High	Low	Est. vol.	Open int.
Dec	120.38	119.84	-0.62	120.38	119.84	185	12,202
March	119.70	119.34	-0.62	119.70	119.68	-	1,037

US

■ US TREASURY BOND FUTURES (CBT) $100,000 32nds of 100%

	Open	Latest	Change	High	Low	Est. vol.	Open int.
Dec	115-03	115-00	-	115-03	114-17	534,809	278,026
Mar	113-24	113-23	+0-01	113-24	113-08	25,784	62,01
Jun	112-08	112-20	-0.04	112-20	112-08	711	8,103
Sep	-	111-22	-	-	-	278	12,334

Japan

■ NOTIONAL LONG TERM JAPANESE GOVT. BOND FUTURES (LIFFE) Y100m 100ths of 100%

	Open	Close	Change	High	Low	Est. vol	Open int.
Dec	114.90			114.90	114.86	135	0
Mar	114.15			114.16	114.02	901	0

* LIFFE contracts traded on APT. All Open Interest figs. are for previous day.

FT-ACTUARIES FIXED INTEREST INDICES

Price Indices UK Gilts	Mon Nov 22	Day's change %	Fri Nov 19	Accrued interest	xd adj. ytd		Low coupon yield Nov 22	Nov 19	Yr. ago	Medium coupon yield Nov 22	Nov 19	Yr. ago	High coupon yield Nov 22	Nov 19	Yr. ago
1 Up to 5 years (25)	129.34	-0.03	129.38	2.08	10.03	5 yrs	6.04	6.00	7.11	6.30	6.26	7.46	6.40	6.37	7.87
2 5-15 years (21)	157.66	-0.36	158.23	2.28	11.56	15 yrs	6.86	6.88	8.25	7.00	7.09	8.72	7.24	7.18	9.08
3 Over 15 years (9)	179.46	-0.67	180.67	3.05	10.04	20 yrs	7.04	6.98	8.52	7.15	7.09	8.81	7.28	7.20	9.11
4 Irredeemables (6)	210.35	-0.38	211.16	0.90	13.47	Irred.†	7.13	7.10	8.60						
5 All stocks (61)	153.08	-0.32	153.57	2.35	10.93										

Index-linked	Mon Nov 22	Day's change %	Fri Nov 19	Accrued interest	xd adj. ytd		Inflation 5% Nov 22	Nov 19	Yr. ago	Inflation 10% Nov 22	Nov 19	Yr. ago
6 Up to 5 years (2)	190.55	-0.16	190.86	0.70	4.28	Up to 5 yrs	2.17	2.11	2.30	1.28	1.23	1.57
7 Over 5 years (11)	187.05	-0.46	187.92	1.11	4.29	Over 5 yrs	3.12	3.09	3.78	2.94	2.90	3.60
8 All stocks (13)	186.49	-0.43	187.30	1.07	4.27							

Debentures and Loans	Mon Nov 22	Day's change %	Fri Nov 19	Accrued interest	xd adj. ytd	5 year yield Nov 22	Nov 19	Yr. ago	15 year yield Nov 22	Nov 19	Yr. ago	25 year yield Nov 22	Nov 19	Yr. ago
9 Debs & Loans (65)	144.63	-0.20	144.92	2.11	10.14	7.62	7.59	8.95	8.00	7.98	8.91	8.18	8.18	10.10

Average gross redemption yields are shown above. Coupon Bands: Low: 0%-7¾%; Medium: 8%-10¾%; High: 11% and over. † Flat yield. ytd Year to date.

FT FIXED INTEREST INDICES

	Nov 22	Nov 19	Nov 18	Nov 17	Nov 16	Yr ago	High*	Low*
Govt. Secs. (UK)	103.45	103.69	103.84	103.54	103.13	93.83	103.84	93.28
Fixed Interest	124.05	124.18	124.15	123.78	123.47	108.80	125.20	108.67

Basis 100: Government Securities 15/10/26 and Fixed Interest 1928
* for 1993. Government Securities high since compilation: 127.40 (9/1/35), low 49.18 (3/1/75)
Fixed Interest high since compilation: 125.20 (1/9/93), low 50.53 (3/1/75)

GILT EDGED ACTIVITY INDICES

	Nov 19	Nov 18	Nov 17	Nov 16	Nov 15
Gilt Edged bargains	97.6	[illegible]	114.6	127.4	149.2
5-day average	128.1	130.0	117.1	118.9	134.6

SE activity indices rebased 1974.

FT/ISMA INTERNATIONAL BOND SERVICE

Listed are the latest international bonds for which there is an adequate secondary market. Latest prices at 7:05 pm on November 22

	Issued	Bid	Offer	Chg.	Yield
U.S. DOLLAR STRAIGHTS					
Abbey Natl Treasury 6½ 03	1000	100	100¼	-⅛	6.49
AlbertaProvince 9⅜ 96	600	108½	108⅞	-⅛	4.86
Austria 8½ 00	400	113⅝	114	-⅛	5.80
Bank of Tokyo 8⅜ 96	100	107⅞	108	+⅛	4.95
Belgium 9⅝ 98	250	116⅜	116⅝	-⅛	5.51
BFCE 7¼ 97	150	108	108½		5.03
British Gas 0 21	1500	12½	12⅞	-⅛	7.72
Canada 9 96	1000	109	109⅜	-⅛	4.70
CCCE 9¼ 95	300	106	106⅜	-⅛	4.28
Cheung Kong Fin 5½ 98	500	97¼	97½	-⅛	6.17
Council Europe 8 96	100	107⅞	108¼		4.90
Credit Foncier 9½ 99	300	117⅛	117½	-⅛	5.63
Denmark 9¼ 96	1571	105⅝	105⅞	-⅛	4.19
ECSC 8¼ 96	193	109	109½	+⅛	4.97
EEC 8¼ 96	100	108⅛	108⅜	+⅛	4.80
EIB 7¼ 98	250	107	107½		4.84
EIB 9¼ 97	1000	113⅞	114⅛	-⅛	5.29
Elec de France 9 98	300	113⅛	113⅞	-⅛	5.42
Eurofima 9¼ 98	100	109⅝	110¼	-⅛	4.72
Ex-Im Bank Japan 8 02	000	111⅛	111⅝	-⅛	6.24
Export Dev Corp 9½ 98	150	110¼	110⅝	-⅛	5.54
Finland 7⅞ 97	200	107¼	108⅛	-⅛	5.33
Finnish Export 8⅛ 96	200	108⅝	109	-⅛	4.59
Ford Motor Credit 6¼ 98	1500	102	102⅜	-⅛	6.79
Gen Elec Capital 9⅜ 98	300	110¼	110⅝	-⅛	4.86
GMAC 9⅜ 96	200	107⅛	108⅛		5.44
Ind Bk Japan Fin 7⅞ 97	200	107⅞	108	+⅛	5.43
Inter Amer Dev 7⅝ 98	200	107	107½	-⅛	4.88
Italy 6⅞ 23	3500	94⅛	94⅜	-⅛	7.50
Japan Dev Bk 8⅛ 01	000	113½	113⅞	-⅛	6.01
Kansai Elec Pwr 10 96	350	111⅛	111⅝	-⅛	4.86
LTCB Fin 8 97	200	106⅞	107⅛	+⅛	5.55
Matsushita Elec 7¼ 02	1000	105⅛	105⅜	-½	6.57
Nippon Cred Bk 10¼ 96	150	109⅝	109⅞	+⅛	4.66
Nippon Tel Tel 9⅜ 96	200	108⅛	108⅝	-⅛	4.32
Norway 7¼ 97	1000	108½	108⅞	-⅛	5.10
Ontario 7¼ 03	3000	106½	106⅞	-½	6.67
Oster Kontrollbank 8½ 01	200	114¼	114⅝	-⅛	6.02
Petro-Canada 7¼ 96	200	105⅛	105⅜	-⅛	4.98
Portugal 5¾ 03	1000	95½	95⅞	-½	6.47
Quebec Hydro 9¾ 98	150	115¼	116⅛	-⅛	5.91
Quebec Prov 9 98	200	112	112½	+⅛	5.80
Sainsbury 9⅜ 98	150	110⅛	110⅜	-⅛	5.17
SAS 10 99	200	114⅞	115⅛	+⅛	6.66
SBAB 9½ 98	500	107⅛	107⅝	-⅛	4.52
SNCF 9½ 98	150	118	118⅜		5.80
Spain 6½ 99	1500	103⅞	103⅞	-⅛	5.80
State Bk NSW 8½ 96	200	108	108½	-⅛	5.12
Sweden 5½ 95	2000	101⅞	102⅛		4.51
Swedish Export 8⅜ 95	700	107⅞	108⅛	-⅛	4.83
Tokyo Elec Power 8⅛ 96	300	100½	100⅞		4.96
Tokyo Metropolis 8⅜ 96	200	108	108⅜	-⅛	4.90
Toyota Motor 8⅞ 98	1000	100⅛	100⅝	-⅛	5.82
United Kingdom 7¼ 02	3000	106⅞	107⅛	-⅛	6.23
World Bank 8⅞ 99	1500	113⅛	114	-⅛	5.67
World Bank 8¼ 97	1500	111⅛	111⅞	-⅛	4.92
DEUTSCHE MARK STRAIGHTS					
Austria 5⅞ 97	500	101⅞	102⅛		5.23
Belgium 7¼ 02	500	109⅛	109⅜	-½	6.25
Credit Foncier 7¼ 03	2000	106⅝	106⅞		6.28
Denmark 6¼ 98	2000	102⅞	103		5.36
Deutsche Finance 7½ 95	1000	102¼	102½		5.44
ECSC 8⅛ 98	700	109⅛	109½	-⅛	5.92
EEC 6½ 03	2900	104⅞	105	-⅛	5.55
EIB 7½ 99	400	111	111⅜	-⅛	5.33
Finland 7½ 00	3000	108⅛	108⅜		5.59
Ireland 7¼ 02	500	109½	110		6.32
Italy 7¼ 98	5000	106¼	106¾	+⅛	5.54
Spain 7¼ 03	4000	106⅜	106⅞	-⅛	6.25
Sweden 8 97	2500	108⅞	109⅛	-⅛	5.44
Tokyo Elec Power 7⅝ 02	1000	108⅛	108¾	-⅛	6.32

	Issued	Bid	Offer	Chg.	Yield
United Kingdom 7¼ 97	5500	105½	105⅞	-⅛	5.25
Volkswagen Intl Fin 7 03	1000	102⅞	103⅛	-⅛	6.59
World Bank 0 15	2000	28½	28⅞	+⅛	5.86
World Bank 5⅜ 98	300	102	102¼		4.80
World Bank 8⅜ 00	1250	118	118½	-⅛	5.35
SWISS FRANC STRAIGHTS					
Asian Dev Bank 6 10	100	115	115½		4.70
Council Europe 4½ 98	250	103⅞	[illegible]	+⅛	4.03
EIB 6⅛ 04	300	114¼	114¾		5.02
Elec de France 7¼ 96	100	117	117½		5.31
Finland 7¼ 99	300	114	114½		4.46
General Motors 7½ 95	100	103⅞	103⅞	-⅛	4.95
Hyundai Motor Fin 8½ 97	100	108½			5.93
Iceland 7⅞ 00	100	116	116¼		4.77
Kobe 6⅝ 01	240	111¾	112½		4.53
New Zealand 4⅞ 99	200	101	101¼		4.65
Ontario 6¼ 03	400	110½	110⅞		4.81
Quebec Hydro 5 08	100	100	101		5.00
SNCF 7 04	400	119¼	119⅞	-⅛	4.70
World Bank 5 03	150	102¼		+⅛	4.64
World Bank 7 01	600	115¾	116		4.42
YEN STRAIGHTS					
Belgium 5 99	75000	107⅞	108	-⅛	3.58
Denmark 7 96	40000	105¼	105½	-⅛	2.45
EIB 6⅝ 00	100000	116¼	117	-⅝	3.69
Elec de France 5⅝ 98	20000	107⅞	108⅛		2.78
Finland 6⅛ 96	50000	109¼	109½		2.62
Inter Amer Dev 7¼ 00	30000	120¼	120½	-⅛	3.60
Japan Dev Bk 5 99	100000	108⅛	109	-⅛	3.33
Japan Dev Bk 6½ 01	120000	117⅝	117⅞	-⅛	3.65
Nippon Tel Tel 5⅞ 96	50000	105⅞	105⅞		2.66
Norway 5⅛ 96	50000	103⅝	103⅞		2.36
SNCF 6¼ 00	30000	117⅛	117⅝	-⅛	3.60
Sweden 6⅛ 96	20000	105½	106		2.53
World Bank 6⅛ 00	50000	117⅛	117⅝	-⅛	3.62
OTHER STRAIGHTS					
Arbed 7½ 95 LFr	600	99½	100½		7.79
Genfinance Lux 9⅛ 99 LFr	1000	107½	108½		7.97
World Bank 8 96 LFr	1000	101½	102½		7.27
Bank Voor Ned Gem 7⅛ 02 Fl	1000	108⅛	109⅛	+⅛	6.27
Energie Beheer 8⅛ 95 Fl	000	111⅛	111⅞	+⅛	6.93
AlbertaProvince 10⅝ 98 C$	500	109⅝	110⅛	-⅛	5.75
Bell Canada 10⅝ 98 C$	150	114⅝	115⅛	-⅛	7.30
British Columbia 10 96 C$	500	109⅝	109⅞	-⅛	5.87
EIB 10⅛ 98 C$	130	113⅞	114⅛	+⅛	6.35
Elec de France 9¾ 99 C$	275	113⅛	113⅝	-⅛	6.91
Gen Elec Capital 10 96 C$	300	109⅛	109⅜	-⅛	6.00
KfW Int Fin 10 01 C$	400	115	115½	-⅛	7.28
Nippon Tel Tel 10¼ 99 C$	200	116	116½	-⅛	7.05
Ontario 8 03 C$	1500	102⅞	103	-⅛	7.75
Ontario Hydro 10⅞ 99 C$	500	116½	116⅞	-⅛	7.05
Oster Kontrollbank 10¼ 99 C$	150	115¼	115¾	-⅛	6.80
Quebec Prov 10½ 98 C$	200	114¼	114⅝	-⅛	7.03
Belgium 9¼ 96 Ecu	1250	106⅞	107		5.85
Council Europe 9 01 Ecu	1100	115⅝	116⅛	-⅛	6.40
Credit Lyonnais 9 96 Ecu	125	105⅜	105⅞	-⅛	6.54
EIB 10 97 Ecu	1125	111⅞	112⅛	-⅛	5.84
Ferro del Stat 10⅜ 98 Ecu	500	112⅞	113⅛	-⅛	6.46
Italy 10⅛ 00 Ecu	1000	121⅛	121⅝	-⅛	6.55
Spain 9 98 Ecu	1000	107	107⅛	-⅛	5.88
United Kingdom 9⅛ 01 Ecu	2750	116⅛	116⅝	-⅛	6.29
AIDC 10 99 A$	100	113⅝	113⅞	-⅛	7.01
BP America 12¼ 96 A$	100	112	112½	-⅛	6.41
Comm Bk Australia 13¼ 99 A$	100	131	131½	-⅛	7.07
Eksportfinans 12¼ 95 A$	75	109⅞	109⅞	-⅛	6.06
McDonalds Canada 15 95 A$	100	113⅞	113⅞	-⅛	6.07
NSW Treasury Zero 0 20 A$	1000	14	14¼	-⅛	7.55
R & I Bank 7¾ 03 A$	125	101⅞	102⅛	-⅛	7.48
Sth Aust Govt Fin 0 02 A$	150	109⅜	109⅞	-½	7.50
Unilever Australia 12 98 A$	150	119	119½	-½	6.81

	Issued	Bid	Offer	Chg.	Yield
Alliance Leics 11⅝ 97 £	100	116⅝	116⅞	-⅛	6.42
British Gas 12¼ 95 £	300	108⅝	108⅞	-⅛	5.85
British Land 12⅞ 16 £	150	134⅜	135	-½	[illegible]
EIB 10 97 £	637	111	111⅜	-⅛	6.09
Halifax 10⅝ 97 £	100	111⅛	112⅛		6.28
Hanson 10⅜ 97 £	500	111⅞	112⅛		6.61
HSBC Holdings 11.69 02 £	153	123⅞	125⅛	-⅛	8.09
Italy 10½ 14 £	400	124½	124⅞	-⅛	8.01
Japan Dev Bk 7 00 £	200	100	100⅜	-⅛	6.80
Land Secs 9½ 07 £	200	110½	110⅞	-⅛	8.17
Ontario 11⅛ 01 £	100	120⅝	121	-⅛	7.33
Powergen 8⅞ 03 £	250	109⅝	110⅛	-⅛	7.38
Severn Trent 11½ 99 £	150	119⅝	120⅛	-⅛	7.11
Tokyo Elec Power 11 01 £	150	122	122⅜	-⅛	7.11
World Bank 11¼ 95 £	100	107⅝	108⅛	-⅛	5.88
Abbey National 0 98 NZ$	100	68⅛	68⅜	+⅛	6.88
TCNZ Fin 9⅞ 02 NZ$	75	113⅞	114⅜	-⅛	7.05
CEPME 10 95 FFr	2000	105⅝	105⅞	-⅛	5.63
Elec de France 8⅝ 22 FFr	3000	121	121⅜	-⅛	7.02
SNCF 9¼ 97 FFr	4000	110⅛	110⅜	-⅛	5.86

FLOATING RATE NOTES

	Issued	Bid	Offer	C.cpn
Banco Roma 0 99	200	99.46	99.66	3.1875
Belgium ⅛ 97 DM	500	99.95	100.05	6.4375
BFCE -0.02 95	350	99.81	99.95	3.2500
Britannia 0.10 96 £	150	99.62	99.82	5.7578
CCCE 0 96 Ecu	200	99.82	99.92	7.5469
Citicorp ⅛ 98	400	100.02	100.36	3.2500
Credit Lyonnais ¼ 08	300	[illegible]	100.49	5.0000
Denmark -⅛ 96	1000	99.92	99.98	3.1875
Dresdner Finance ⅛ 98 DM	1000	99.93	100.02	6.5078
Elec de France ⅛ 99	400	[illegible]	100.46	3.2500
Ferro del Stat ⅛ 97	420	99.29	99.56	3.2875
Finland 0 97	1000	99.59	99.98	3.3066
Halifax BS ⅛ 95 £	350	99.94	100.01	5.6250
Ireland 0 98	300	99.71	99.83	3.4409
Italy ⅛ 99	2000	100.21	100.36	3.4375
Leeds Permanent ⅛ 96 £	300	99.85	100.03	6.0625
Lloyds Bank Perp S 0.10	600	82.25	83.75	3.5375
Malaysia ⅛ 05	650	99.63	100.17	3.2500
Nationwide 0.08 98 £	300	99.77	99.88	6.0175
New Zealand ⅛ 98	250	100.01	100.16	3.4580
Renfe 0 98	500	99.37	99.58	3.8750
Societe Generale 0 96	300	99.60	99.76	3.2812
Staatsbank Berlin -0.05 98 DM	5000	99.95	100.06	6.6563
State Bk Victoria 0.05 99	125	99.60	99.87	3.3500
Sweden 0 98	1500	100.02	100.07	3.2500
United Kingdom -⅛ 96	4000	99.75	99.81	2.9375

CONVERTIBLE BONDS

	Issued	Conv. Price	Bid	Offer	Prem.
Browning-Ferris 6¾ 05	400	52⅝	99	99¾	
Chubb Capital 6 98	250	66	107⅛	108⅝	+17.91
Eastman Kodak 6⅞ 01	300	60.67	118	119	-1.95
Gold Kalgoorlie 7½ 00	65	1.0554	108⅛	109⅛	+51.67
Hanson 9½ 06 £	500	2.5935	124½	125⅛	+14.64
Hanley Prd 8 02	400	19.1	103½	105	
Land Secs 6¾ 02 £	84	6.72	105¼	106⅜	-2.44
Lasmo 7⅜ 05 £	90	5.64	91¼	92¼	
Mitsui Bank 2⅝ 03	200	2332.6	97	98	+14.00
Mount Isa Fin 6½ 97	100	2.283	101	102	+59.44
Natl Power 6¼ 08 £	250	4.33	112¼	113	+17.99
Ogden 6 02	95	39.077	96	98⅛	+63.10
Smith Nephew 4 02 £	90	1.775	132⅝	133⅝	+70.59
Sumitomo Bank 3⅛ 04	300	3606.9	94	95⅝	+38.61
Sun Alliance 7¼ 08 £	155	3.9	112⅛	113⅛	+19.28
Texaco Capital 9 05 £	200	2.51	118⅝	119⅛	+50.54
Texas Instruments 2¾ 02	300	82⅞	180	181	+38.59

* No information available - previous day's price
‡ Only one market maker supplied a price

STRAIGHT BONDS: The yield is the yield to redemption of the bid-price; the amount issued is in millions of currency units. Chg. day=Change on day.
FLOATING RATE NOTES: Denominated in dollars unless otherwise indicated. Coupon shown is minimum. Spread=Margin above six-month offered rate (‡three-month §above mean rate) for US dollars. C.cpn=The current coupon.
CONVERTIBLE BONDS: Denominated in dollars unless otherwise indicated. Cnv. price=Nominal amount of bond per share expressed in currency of share at conversion rate fixed at issue. Prem=Percentage premium of the current effective price of acquiring shares via the bond over the most recent price of the shares.

© The Financial Times Ltd. 1993. Reproduction in whole or in part in any form not permitted without written consent. Data supplied by International Securities Market Association.

UK GILTS PRICES

Notes	Yield Int	Yield Red	Price £	+ or -	1993 High	1993 Low
"Shorts" (Lives up to Five Years)						
Treas 8½pc 1994	8.45	5.46	100 9/16	-1/16	102 11/16	100 1/16
14½pc 1994‡‡	14.14	5.23	102 17/32	-1/32	109¼	102 17/32
Exch 13½pc 1994	13.05	5.22	103 15/32	-1/32	109 3/16	103 15/32
Treas. 10pc Ln. 1994‡‡	9.75	5.25	102 19/32xd	—	105 31/32	102 9/16
Exch 12½pc 1994	11.88	5.24	105¼	-1/32	110 3/16	105¼
Treas 9pc 1994‡‡	9.09	5.24	103⅛	—	105 31/32	103 1/32
12pc 1995	11.16	5.29	107 17/32	-1/32	111 13/16	107 15/32
Exch 3pc Gas 90-95	3.08	4.91	97⅜	—	97⅜	94
10¼pc 1995	9.52	5.37	107 21/32	-1/16	109⅞	107 3/16
Treas 12¾pc 1995‡‡	11.22	5.41	113⅝	-1/32	116⅝	113½
14pc 1996	11.96	5.52	117 1/32	-1/16	120⅝	117 1/16
15¼pc 1996‡‡	12.52	5.60	121 13/16	-1/16	125 5/32	121⅝
Exch 13¼pc 1996‡‡	11.28	5.63	117 15/32	-1/32	120 3/16	115¼
Conversion 10pc 1996	8.97	5.75	111½	-1/16	112 7/16	106⅞
Treas 13¼pc 1997‡‡	10.96	5.90	120 31/32	-⅛	122 7/16	118½
Exch 10½pc 1997	9.28	5.91	113⅛	-1/32	114 1/16	110 3/16
Treas 8¾pc 1997‡‡	8.00	5.94	109⅜	-1/16	109 21/32	105½
Exch 15pc 1997	11.49	6.12	130 9/16	-1/32	132 13/16	127 15/16
9¾pc 1998	8.63	6.18	112 13/32	-1/32	113 15/16	109 1/16
Treas 7¼pc 1998‡‡	6.93	6.06	104 3/16	-1/32	104 17/32	99 1/32
7¼pc 1998 B‡‡	6.94	6.07	104 13/32	-1/32	104 13/32	101 1/32
Treas 6¾pc 1995-98‡‡	6.63	5.47	101 7/16	+1/32	101 7/16	97 11/32
14pc '98-1	10.82	6.38	129 17/32	-1/32	129 25/32	125 1/16
Five to Fifteen Years						
Treas 15½pc '98‡‡	11.22	6.27	138 3/32	-1/32	138 13/32	133 11/32
Exch 12pc 1998	9.70	6.40	123 25/32	-⅛	124¼	118⅞
Treas 9½pc 1999‡‡	8.36	6.35	113⅝	-1/16	114¼	108 3/16
Exch 12¼pc 1999	8.74	6.49	125⅛	-⅛	126⅛	120 3/16
Treas 10½pc 1999	8.84	6.40	118 11/16	-⅛	119 3/16	112 31/32
Treas 6pc 1999 (£50pd)‡‡	6.05	6.24	49 17/32	-⅛	49 25/32	48¼
Conversion 10¼pc 1999	8.64	6.47	118⅝	-⅛	119 3/16	112 7/16
9pc 2000‡‡	7.96	6.46	113 1/32	-1/32	113 13/32	106
Treas 13pc 2000	9.75	6.71	133 3/16	-⅛	133⅞	125½
10pc 2001	8.43	6.72	118 5/16	-⅛	119 13/32	109 15/32
7pc '01‡‡	6.89	6.58	102 3/16	-1/16	103 5/32	97 11/32
9¾pc 2002	8.19	6.04	118	-1/32	119 13/16	108 5/32
8pc 2003‡‡	7.38	6.75	108⅜xd	-½	109½	97 7/16
10pc 2003	8.19	6.87	122 1/32	-15/32	122⅞	109⅝
Treas 11½pc 2001-4	9.14	6.94	125⅞	-⅛	126⅝	116⅝
Funding 3½pc '99-4	4.34	6.01	80 15/32	-13/32	81 15/32	67 13/32
Conversion 9½pc 2004	7.95	6.93	119 15/32	-15/32	120 13/32	105⅞
Treas 6¾pc 2004	6.77	6.80	99 25/32	-13/32	100 13/32	97 1/16
Conv 9½pc 2005	7.94	6.97	119 19/32	-11/32	120 15/32	105⅞
Treas 12½pc 2003-5	9.05	7.14	137 13/32	-13/32	138 13/32	124 1/16
7¾pc 2006‡‡	7.28	6.99	106 1/16	-11/32	107 7/32	94 11/32
8pc 2002-6‡‡	7.47	6.92	107⅛	-⅛	107 11/16	94 7/16
Treas 11¾pc 2003-7	8.88	7.10	130 13/32	-½	131 3/16	118 13/32
Treas 8½pc 2007‡‡	7.56	7.06	112½	-11/32	113 13/32	97 3/16
8½pc 2007 C‡‡	7.55	7.07	112 13/32	-11/32	113½	105⅛
13½pc '04-8	9.26	7.16	145 13/32	-13/32	146 13/32	131 3/16
Over Fifteen Years						
Treas 9pc 2008‡‡	7.66	7.09	117 13/32	-15/32	118⅛	101¼
8pc 2009	7.39	7.12	108 5/16	-⅛	109 3/16	92 3/16
Conv 9pc Ln 2011‡‡	7.59	7.14	118 13/32	-13/32	119⅝	100½
9pc 2011 C‡‡	7.59	7.15	118 3/16	-13/32	119 13/32	116 13/32
Treas 9pc 2012‡‡	7.56	7.13	119 1/16	-⅛	120 3/16	100 7/16
Treas 5½pc 2008-12‡‡	6.32	6.73	87 1/32	-13/32	88⅛	70¼
Treas 8pc 2013‡‡	7.32	7.12	109 5/32	-13/32	110½	93 13/32
7¾pc 2012-15‡‡	7.23	7.06	107⅛	-⅛	108⅛	89⅝
Treas 8¾pc 2017‡‡	7.38	7.12	118 3/16	-15/32	119 13/32	97 1/16
Exch 12pc '13-'17	8.05	7.31	149xd	-1⅛	150 3/16	125 13/32
Undated						
Consols 4pc	7.26	-	55 1/16	-1/32	55 3/16	43⅝
War Loan 3½pc‡‡	7.09	-	49⅜xd	-1/32	49⅞	38⅝
Conv 3½pc '61 Aft.	5.21	-	67 1/16	-1/16	67 1/16	60⅞
Treas 3pc '66 Aft.	7.34	-	40⅞	-½	41⅛	33½
Consols 2½pc	6.97	-	35⅝	+¼	36	28⅝
Treas 2½pc	7.25	-	34½	-⅛	34 11/16	27 13/16

Index-Linked (b)	Notes	Yield (1)	Yield (2)	Price £	+ or -	1993 High	1993 Low
Treas. 2pc '94	(102.9)	-	-	136 13/16	+1/16	136 13/16	131⅝
2pc '96	(67.9)	1.05	3.03	202 13/16	-1/16	203⅝	194 11/16
4⅝pc '98‡‡	(135.6)	1.45	3.13	112¼	-⅛	112 11/16	106 1/16
2½pc '01	(78.3)	2.43	2.81	172⅝	-½	173 3/16	158
2½pc '03	(78.8)	2.62	2.93	168 13/16	-½	169 13/16	155
4⅛pc '04‡‡	(135.6)	2.68	2.98	114⅛	-⅛	115⅞	105½
2pc '06	(69.5)	2.69	2.93	178⅞	-1/16	180⅛	159¼
2½pc '09	(78.8)	2.86	3.07	162 13/16	-⅛	164⅛	144
2½pc '11	(74.6)	2.92	3.11	169⅝	-⅛	170 13/16	148 13/16
2½pc '13	(89.2)	2.96	3.13	140 3/16	-⅛	141 3/16	122 5/16
2½pc '16	(81.6)	3.00	3.17	150 5/16	-⅛	151⅞	130 13/16
2½pc '20	(83.0)	3.06	3.20	145⅜	-13/32	147	124 13/16
2½pc '24‡‡	(97.7)	3.08	3.19	122 1/16	-13/32	123½	102⅝
4⅛pc '30‡‡	(135.1)	3.06	3.21	121⅞	-13/32	123 13/16	103⅛

Prospective real redemption rate on projected inflation of (1) 10% and (2) 5%. (b) Figures in parentheses show RPI base for indexing (ie 8 months prior to issue) and have been adjusted to reflect rebasing of RPI to 100 in January 1987. Conversion factor 3.945. RPI for March 1993: 139.3 and for October 1993: 141.8.

Other Fixed Interest

Notes	Yield Int	Yield Red	Price £	+ or -	1993 High	1993 Low
African Dev 11⅛ 2010	8.28	7.41	134 7/16	-1	135 7/16	115⅝
Asian Dev 10¼pc 2009	8.12	7.36	126 3/16	-⅞	127 7/16	108 13/16
B'ham 11½pc 2012	8.68	8.12	132½	—	132½	114
Ireland Cap 8½pc '10	7.73	-	110	—	120	95
9pc Cap 1996	8.82	-	102	—	116	97½
13pc '97-2	11.35	-	114½	—	130	110
Hydro Quebec 15pc 2011	9.33	8.33	160 13/16	-1⅛	160 13/16	139 5/16
Leeds 13½pc 2006	9.42	8.16	143½	—	143¼	128
Liverpool 3½pc Irred	8.33	-	42	—	42	34
LCC 3pc '20 Aft	7.95	-	37¾	—	38	30½
Manchester 11½pc 2007	8.80	7.86	130⅛	—	130⅛	114
Met. Wtr 3pc 'B'	4.07	6.80	73⅛	—	74	60¼
N'wide Anglia 3⅞pc 2021	-	3.86	144	—	144	117½
4⅛pc IL 2024	-	3.86	138⅛	—	138⅛	115½
Utd Mex States 16½pc 2008	10.78	-	153	—	153	132¼

● 'Tap' stock. ‡‡ Tax-free to non-residents on application. E Auction basis. xd Ex dividend. Closing mid-prices are shown in pounds.

NB POWER

to proceed.
In the Ukraine, unable and ... Electricité de France, told the



We believe that borders don't have to be hurdles.

Today's financial reality is a world of change. A world where capital floods across national boundaries as cross-border transactions become more and more important sources of financing for companies.

At Merrill Lynch the heart of our philosophy is to link market to market, capital to companies and people to opportunities.

Our global network is uniquely able to match issuers with investors, not just in their country and currency of origin, but wherever in the world an opportunity arises.

In Europe alone we have advised on and implemented over $6 billion worth of mergers, acquisitions and privatisations often of a cross-border nature since the beginning of 1992.

For example, we advised on the privatisation of the Hungarian tobacco industry where transactions were concluded with B.A.T, Philip Morris, RJR and Reemtsma; and we acted as book running manager for the U.S. offering in the recent privatisation of B.N.P.

In the same period, we have helped raise in excess of $134 billion in the international capital markets for a wide range of European concerns. In fact for the past five years, Merrill Lynch has been the lead underwriter of debt and equity securities worldwide.

Increasingly clients have come to us not only for our capital raising capabilities but also for the quality of our product innovation and strategic advice. For Roche Holdings, for example, we have designed two equity and equity-linked private placements in the U.S. which addressed a number of very specific strategic objectives.

And we've built one of the most comprehensive private banking networks in the world so that individual investors can access opportunities the world over.

If you feel your future could be better served by a financial advisor that embraces the new global reality, talk to Merrill Lynch.

We think it will make a difference.

The difference is Merrill Lynch.

Merrill Lynch
A tradition of trust.

Approved by Merrill Lynch International Limited and Merrill Lynch International Bank Limited, members of The Securities and Futures Authority Limited.

Gradual improvement in advertising revenues apparent

Emap 12% ahead at £16.6m

By Raymond Snoddy

Emap, the publishing and exhibitions group, yesterday gave its most optimistic assessment of the state of the advertising market for three years as it announced a 12 per cent increase in interim pre-tax profits to £16.6m.

Mr Graham Ross Russell, the chairman, warned that the immediate outlook for profits growth would depend on the strength and timing of the general economic recovery.

He added, however: "We are beginning to see for the first time in three years a gradual improvement in advertising revenue in some areas."

Newspaper situations vacant advertising, for example, was up and this month actually jumped by 25 per cent to 30 per cent while advertising in business titles covering broadcasting and the media was forging ahead.

Other business titles, particularly those linked to the construction industry, were showing no such signs of growth.

The 12 per cent growth in pre-tax profits in the six months to October 2 and the qualified optimism about the future of the advertising market helped boost Emap's share price by 10p to 355p.

Ashley Ashwood

Robin Miller: VAT would put pressure on all group titles

Ms Katherine Pelly, media analyst at stockbrokers Kleinwort Benson, last night said she was looking for pre-tax profits of £46m for the full year giving earnings of 17.8p per share.

Emap's figures include the cost of investment in launches of £4.9m this time compared with £2.1m in the same period last year.

Earnings per share, adjusted for non-operating exceptional items, rose 13 per cent from 5.4p to 6.1p. The interim dividend is increased by 8 per cent to 2.25p.

Mr Robin Miller, chief executive, conceded yesterday that all of Emap's titles would feel the pressure if the government decided to put VAT at a rate of 17.5 per cent on all publications. However, because the "vast majority" of the group's titles were market leaders "in relation to our competitors I have no fears".

The most dramatic change came in business publishing where operating profit rose by £1m to £2.8m on turnover up 42 per cent. More than half the improvement came from the acquisitions of Thomson business titles which helped to improve margins from 4.5 per cent to 8.5 per cent.

Operating profits of consumer magazines rose by 5 per cent to £11.1m, newspaper profits were virtually constant at £4.6m while commercial radio was up 33 per cent to £400,000.

First half losses in Emap's exhibitions business increased from £800,000 to £1.6m but the company remains committed to the exhibitions business although closer links between exhibitions and business magazines are expected in future.

See Lex

Fisons acts on sales inducements to doctors

By Paul Abrahams

Fisons, the drugs and scientific equipment group, yesterday said it had dismissed one employee and disciplined another following the discovery of improper sales practices.

Mr Cedric Scroggs, chief executive, said an internal investigation had shown four examples of impropriety involving doctors who had been offered inducements to prescribe the company's products.

"The most serious allegation was the one of bribery," said Mr Scroggs. "Two doctors said they were offered money, while another said he was offered a book token for nursing staff books. This is clearly not acceptable."

The company had conducted an inquiry focused initially on the seven-strong West Midlands sales force, but it had been extended throughout the UK organisation, said Mr Scroggs.

"It's difficult to prove a negative, but we are as confident as we can be that we have not had widespread bribery."

Mr Rick Tiller, the West Midlands area sales manager who had been suspended, had been reinstated. He was not implicated in offering financial inducements to doctors, Mr Scroggs added.

Press reports earlier this month of excessive hospitality to doctors, were unfounded, said Mr Scroggs. Any hospitality had been within the guidelines set by the Association of the British Pharmaceutical Industry.

Suggestions there had been a "slush-fund" to entertain doctors were also erroneous. Promotional funds were available for local meetings, but these were not against the ABPI code.

Profit warning cuts Holliday share price

By Richard Gourlay

Holliday Chemical Holdings, maker of industrial dyes and speciality chemicals, which came to the stock market in March, yesterday issued a profits warning that triggered a 23 per cent drop in its share price.

The price closed 51p down at 174p which is below the 195p flotation price.

Strong price competition meant Holliday Chemical's Spanish subsidiary would make only a marginal contribution to profits after financing charges in 1993.

On a pro-forma basis, the group would only make a similar profit to that achieved in 1992, directors said.

Mr Michael Peagram, the founder, chairman and largest shareholder with a 20 per cent stake in the company after the float, was named in September as Venturer of the Year, an award sponsored by Cartier, The British Venture Capital Association and the Financial Times.

Analysts immediately cut forecasts of full year profits from £14.5m to £12.5m, and for 1994 from £18m to £15.5m. Earnings per share estimates fell respectively to 11.2p and 13.6p, putting the shares on a 10 per cent prospective discount to the market.

Mr Peagram said the problem was clearly identifiable and contained within the Spanish subsidiary, which is responsible for 25 per cent of group sales.

Holliday would have been able to handle small reductions in prices through cost saving measures.

But average dollar selling prices in the third quarter for generic pharmaceutical and veterinary products had fallen by 10 per cent because of competition from India and China.

While Holliday had noted at the time of interim statement in August that the Spanish subsidiary's performance was disappointing, the extent of the problems had not been visible at the time, Mr Peagram said.

Some analysts said the market reaction was overdone. "It is still a well managed company," said Mr Lucas Herrmann of James Capel. "The reaction is harsh but not surprising; Holliday does not have a track record [as a quoted company] to fall back on."

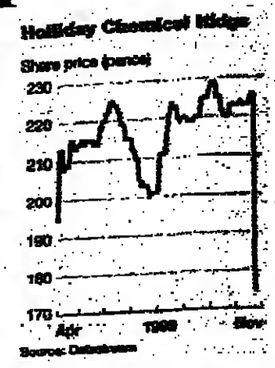

Mr Peagram defended the company's award. "We got the Venturer of the Year award for our past record of which there is no doubt," he said. "There is now a tough business climate out there."

Holliday was still looking at growing with the help of some acquisitions Mr Peagram said. "We have got to re-establish the credibility bit first and make people happy to be along with us."

Hilclare cash call as deficit is trimmed

Hilclare, the USM-traded manufacturer of lighting and security products, yesterday called for £315,000 net via a rights issue and also reported reduced losses for the half year to end-September.

The cash call is through the issue of up to 1.07m new shares on a 2-for-7 basis at 36p apiece. The existing shares closed 5p lower at 43p.

The issue is underwritten by Wise Speke. Proceeds will be used to provide working capital and to reduce debt.

The deficit for the opening half was cut from £70,000 to £45,000 pre-tax. Turnover totalled £1.18m (£1.31m). Losses per share emerged at 0.9p (1.7p).

Directors said the loss reflected "normal seasonal" influences in the core lighting business and continuing difficult trading conditions.

However, the company was now benefiting from the "seasonal upturn" in demand for lighting products which was expected to continue through the winter months.

Directors expected a "satisfactory" full year performance and said they intended to declare a dividend of not less than 0.5p (same) on the enlarged capital.

Guardian falls to £11.5m

By Catherine Milton

Half year pre-tax profits at the Guardian Media Group, formerly The Guardian and Manchester Evening News, fell from £14.7m to £11.5m in the six months to October 2, with results depressed by the acquisition of The Observer.

The privately-held company improved sales to £121.6m (£94.2m). Guardian Media said the acquisition of the UK Sunday title had had a "temporary deleterious" effect on trading results.

The company, which was renamed to reflect its "wide media interests", said it had made good progress in merging The Observer's commercial and pre-press production operations with those of the Guardian.

This had improved costs and revenues and the full benefit would begin to emerge by the end of the financial year.

"Trading generally has been satisfactory given the prevailing economic background and there are now indications that some improvement may be seen in the second half of the year."

Queens Moat EGM adjourned

An extraordinary general meeting of Queens Moat Houses, the hotel group, was adjourned yesterday, without a word from a shareholder, to be resumed after next Monday's annual meeting, writes Maggie Urry.

The thinly-attended meeting was told by Mr Stanley Metcalfe, chairman, that he would make a statement next week about the company's position. He said it would be unfair on shareholders who had not turned up yesterday to say anything before then. The adjournment motion was passed on a show of hands.

The recently-formed shareholder action group was not represented. It is planning to advocate voting against the acceptance of the annual report at next week's meeting.

It is understood, however, that the company has already received a significant number of proxy votes in favour of passing the accounts.

See Observer

Electronics side behind 53% rise to £20.4m at Diploma

By Peter Pearse

Shares in Diploma dipped 3p to 563p as the electronics, building components and special steels group announced a 53 per cent increase in pre-tax profits from £13.3m to £20.4m in the year to September 30. This time last year the shares stood at 344p.

Mr Christopher Thomas, chairman, ascribed the group's general health to the concept of service. "People talk of service, but don't understand it. However, if you do, you get better margins. From better margins, you get good cash flow, which feeds the cash position." Cash at the end of the year had risen £2m to £28m, and adjusted profit as a percentage return on sales was 13.5 (12.6) per cent.

Group turnover grew to £158m (£132.3m).

As previously, the main engine of growth was the electronics division, where profits rose to £12.9m (£8.4m) on turnover up at £104.1m (£77.8m). Macro, the active components distributor, and – more modestly – Nortronic, in passive components, shone. Both increased market share and Macro, with the administration of Anzac now absorbed, lifted turnover by 35 per cent and profits by 50 per cent.

Anachem, bought 18 months ago for £7.7m, lifted turnover and profits. Mr Thomas said he was interested in building the pharmaceutical side into the group's fourth arm. Customers' capital expenditure had fallen on both sides of the Atlantic, but new products and exchange rates helped recovery over the 12 months.

The best performer in the building products side was again IG Lintels, though this also started slowly. Mr Thomas said Diploma did not want to "wait for better times. We can make things better by investment". The division's profits were £7m (£6m) on turnover of £42.8m (£43.4m).

Special steels lifted profits to £1m (£700,000) on turnover static at £11.1m, again adversely affected by the oil services sector. Cost reductions helped here.

Lower rates shrank interest receivable to £1.3m (£2.1m) and earnings per share advanced to 24.9p (19.4p). The final dividend is lifted to 8.5p (7p) for a total up 23 per cent at 12p (9.75p).

Proudfoot price fall explained

Shares in Alexander Proudfoot yesterday rose 4p to 63p after the board made a statement following the recent decline in the management consultancy's share price, which last week fell over 22 per cent to 59p.

Directors said they had noted the recent fall in the shares, but knew of no reason for the decline, save that volumes of dealings in the shares had traditionally been limited and some sales had recently taken place.

In September, the shares fell sharply after profits from continuing operations tumbled to £5.6m (£13.2m) in the first half of 1993.

Proudfoot said yesterday that this position had stabilised and trading had been steady during the second half.

Devt Securities postpones share issue

Development Securities, formerly Clayform Properties, said yesterday it had decided to postpone a proposed share issue.

The property investor and developer which has shoe retailing interests, said it had noted recent press comment about an alleged DTI investigation into dealings in Clayform shares.

It said it welcomed any such investigation, but was not aware that either the company or its directors were subject to one. Each director had confirmed to the company that neither he nor those connected with him had dealt on the basis of unpublished price sensitive information in the shares on or about June 11 1993.

However, it said that as a result of the general uncertainty concerning the above matter, the proposed share issue would be postponed "for the immediate future."

Shires asset value ahead

Shires Investment had a net asset value per share at September 30 of 296p, against 259.7p six months earlier. Fully diluted, the values were 282p and 250.3p respectively.

Attributable revenue for the six months improved to £2.24m (£2.14m) for earnings of 8.81p (8.5p) basic and 8.49p (8.26p) fully diluted. The second interim dividend is held at 4.2p to make an unchanged 8.3p so far. Directors said the total would not be less than 18.8p.

The trust, which has assets of £98.9m, is managed by Glasgow Investment Managers.

DIVIDENDS ANNOUNCED

		Current payment	Date of payment	Corresponding dividend	Total for year	Total last year
Allen	int	1.65†	Jan 28	1.65	-	5
Babcock Intl	int	nil	-	1	-	2.1
Bonstead	int	0.35	Jan 12	0.85	-	0.7
British Inv Tst	int	2	Jan 14	1.9	-	4.5
Cropper (James)	int	1.1	Jan 14	0.975	-	3.1
Diploma	fin	8.5	Jan 11	7	12	9.75
Emap	int	2.25	Jan 7	2.075	-	7.8
Filofax §	int	0.75	Mar 31	0.5	-	1.25
F&C Eurotrust	fin	1.23	Dec 23	1.23	1.23	1.23
Fleming High Inc	int	1.11‡	Jan 5	1.45	-	5.8
Hewetson	int	0.5	Mar 31	0.5	-	1.25
Johnson Fry	int	1.6	Jan 14	-	-	-
Kenwood	int	3	Feb 25	1.5	-	5.85
Stani §	fin	3.5	Jan 13	2.8	5.3	4.4
Shires Invest	int	4.2‡	Jan 31	4.2	-	18.4
Sth Staffs Water	int	16.5	Jan 4	16	-	47
Worthington	int	0.6	Feb 8	0.5	-	1.6

Dividends shown pence per share net except where otherwise stated. †On increased capital. §USM stock. ‡Second interim; making 8.3p to date. ‡‡Second interim, making 2.2p to date.

Novel cash exercise at Butte

By Kenneth Gooding, Mining Correspondent

In a cash-raising exercise almost certainly unique to the UK, Butte Mining has sold to a group of investors the rights to some of the proceeds it hopes to collect from a lawsuit in the US.

Butte is seeking damages of more than $300m (£201m) and asks that these be tripled to about $1bn under US anti-racketeering legislation.

The UK group said it had raised £1.3m gross by issuing 1.3m zero-coupon, three-year loan notes with additional rights.

These rights effectively give the investors, who include clients of Derivative Securities, 38 per cent of the first $10m of any proceeds from the lawsuit, 12 per cent of proceeds between $10m and $30m and 5 per cent of proceeds exceeding $30m.

Butte has previously revealed that Deutsch & Frey, its US contingent-fee attorney, is entitled to one third of the gross proceeds from the litigation. The management team is entitled to a further 5.25 per cent but of that 4.5 per cent would be paid only on proceeds above £15m.

Money from the loan note issue will be used to fund the running costs of the group until the lawsuit comes to trial. Mr David Lloyd-Jacob, chairman, said it would give Butte the bare minimum a public company required to keep going for another 2½ years. "The defendants won't be able to starve us out now."

Butte has sold most of its assets and has only two full-time and three part-time employees. Mr Lloyd-Jacob said he and Mr Graham Andrews, finance director, who are both working half-time for half pay, "have kept the company going so far on air and credit cards."

The loan notes have a nominal value of £1 each and have been issued at 67½p to give holders the equivalent of a 14 per cent gross compound return at the end of three years. They are also redeemable at any time at the company's option at a 14 per cent discount to the nominal value. Security is a first floating charge on Butte's assets.

NEWS DIGEST

Forte agrees disposal

Forte has reached agreement in principle to sell its 50 per cent stake in Kentucky Fried Chicken to Pepsico, which holds the remaining half-share, writes Michael Skapinker.

The company said the sale would be completed by the end of this year. It provided no financial details, but the price paid for Forte's stake is believed to be about £40m.

Forte bought the stake in 1987. The joint venture is responsible for 84 company-owned restaurants and 220 franchised outlets in the UK.

Tate & Lyle in Jamaican deal

Tate & Lyle and two Jamaican companies, Manufacturers Merchant Bank and J Wray and Nephew, have bid nearly $18.5m (£12.4m) for three of the island's four state-owned sugar estates.

Tate, which used to control Jamaica's sugar industry but sold out in the 1970's to the Jamaican government, has had management contracts with two of the estates for the past 10 years.

The estates are being sold as part of the Jamaican government's divestment programme.

Mosaic sells lossmakers

Mosaic Investments has entered into conditional agreements to dispose of the business and certain assets and liabilities of both DCN Associates and The Key Advertising & Marketing.

Both businesses are lossmakers and are being sold to companies in which the existing managements are interested.

DCN specialises in advertising and marketing and The Key was set up to service the northern-based clients of companies in Mosaic's marketing services division.

Earnings decline at Fleming High Inc

Fleming High Income Investment Trust reported net income down from £353,000 to £860,000 in the half year to October 31, with earnings per share lower at 2.67p (2.96p).

Last year's earnings have been restated to reflect a change of accounting policy, whereby 40 per cent of administration expenses have been charged to capital.

The second interim dividend is 1.1p making 2.2p (2.9p) to date.

Net asset value per share was 106.2p at October 31, against 94.1p at the year end and 85.4p at end-October 1992.

Vistec acquires ISO Communctns

Vistec Group, which supplies computer systems, software and services, is acquiring the issued share capital of ISO Communications.

Initial consideration is £500,000 cash on completion. There is a deferred profit-elated consideration of up to £1.6m.

The acquisition is conditional upon agreement of ISO's net assets at October 31 and the capitalisation of shareholders' loans to cover any deficit, and the granting of a new lease to ISO.

F&C Eurotrust lifts asset value

Foreign & Colonial Eurotrust saw its net asset value per share improve from 161.5p to 210.4p over the 12 months to September 30.

The 30 per cent rise, however, lagged the FT-Actuaries Europe Index which rose 39 per cent over the same period.

Available revenue amounted to £751,000 (£865,000), reducing earnings per share from 1.47p to 1.28p. The single distribution is maintained at 1.23p.

INTERNATIONAL ECONOMIC INDICATORS: **MONEY AND FINANCE**

This table shows growth rates for the most widely followed measures of narrow and broad money, a representative short- and long-term interest rate series and an average equity market yield. All figures are percentages.

■ UNITED STATES

	Narrow Money (M1)	Broad Money (M2)	Short Interest Rate	Long Interest Rate	Equity Market Yield
1985	9.0	8.9	6.00	10.59	n.a.
1986	13.5	9.3	6.49	7.67	3.43
1987	11.6	6.5	6.62	8.39	3.12
1988	4.3	5.2	7.65	8.84	3.61
1989	1.0	3.9	8.99	8.49	3.43
1990	3.7	5.3	8.06	8.54	3.60
1991	5.9	3.3	5.67	7.85	3.21
1992	12.4	1.9	3.75	7.00	2.95
4th qtr.1992	14.3	1.7	3.55	6.73	2.94
1st qtr.1993	11.6	0.4	3.20	6.26	2.81
2nd qtr.1993	11.8	0.9	3.16	5.98	2.80
3rd qtr.1993	12.2	1.5	3.18	5.61	2.76
November 1992	14.4	1.8	3.86	6.86	2.94
December	14.2	1.4	3.67	6.76	2.67
January 1993	13.4	1.0	3.26	6.59	2.67
February	11.5	0.2	3.19	6.26	2.80
March	10.7	0.1	3.17	5.97	2.78
April	10.8	0.2	3.15	5.98	2.81
May	12.0	1.0	3.14	6.02	2.81
June	12.7	1.4	3.26	5.94	2.80
July	12.8	1.5	3.20	5.76	2.80
August	12.2	1.4	3.16	5.68	2.76
September	11.8	1.5	3.16	5.35	2.73
October	10.9	1.3	3.26	5.32	2.71

■ JAPAN

	Narrow Money (M1)	Broad Money (M2+CDs)	Short Interest Rate	Long Interest Rate	Equity Market Yield
1985	5.0	8.3	6.62	8.51	n.a.
1986	6.9	8.2	5.12	5.35	0.84
1987	10.5	11.5	4.15	4.64	0.55
1988	8.4	10.4	4.43	4.77	0.54
1989	4.1	10.6	5.31	5.22	0.48
1990	2.6	6.5	7.62	6.81	0.65
1991	5.2	2.0	7.21	6.37	0.75
1992	4.5	-0.4	4.28	5.25	1.00
4th qtr.1992	2.0	-0.4	3.67	4.78	1.03
1st qtr.1993	1.8	-0.4	3.29	4.34	1.00
2nd qtr.1993	3.2	1.4	3.09	4.55	0.83
3rd qtr.1993	3.6	2.0	2.83	4.25	0.80
November 1992	1.6	-0.6	3.65	4.76	1.05
December	1.9	-0.4	3.64	4.70	1.00
January 1993	2.4	-0.3	3.59	4.55	1.03
February	2.3	0.1	3.15	4.31	1.01
March	0.6	-0.4	3.13	4.19	0.97
April	2.4	0.5	3.08	4.42	0.85
May	8.9	1.5	3.09	4.64	0.82
June	3.4	1.4	3.10	4.58	0.82
July	3.6	1.6	3.11	4.40	0.81
August	3.5	1.7	2.93	4.27	0.79
September	3.6	2.0	2.46	4.09	0.78
October	3.4	1.9	2.30	3.85	0.80

■ GERMANY

	Narrow Money (M1)	Broad Money (M3)	Short Interest Rate	Long Interest Rate	Equity Market Yield
1985	4.3	5.1	5.45	6.94	n.a.
1986	10.0	6.3	4.64	5.90	1.79
1987	8.0	7.3	4.03	6.14	2.21
1988	6.7	6.4	4.34	6.46	2.61
1989	6.3	5.8	7.11	6.94	2.22
1990	4.5	4.5	8.49	8.71	2.11
1991	5.1	5.6	9.25	8.44	2.38
1992	7.1	6.2	8.52	7.77	2.45
4th qtr.1992	10.7	8.6	8.98	7.34	2.67
1st qtr.1993	9.6	7.5	8.31	6.87	2.42
2nd qtr.1993	6.5	6.6	7.68	6.73	2.24
3rd qtr.1993	9.9	8.1	6.62	6.34	2.01
November 1992	11.2	9.7	8.94	7.36	2.86
December	12.5	8.7	8.03	7.29	2.64
January 1993	9.5	7.7	8.60	7.10	2.58
February	9.2	7.3	8.39	6.94	2.43
March	10.0	7.6	7.98	6.59	2.27
April	9.1	8.7	7.92	6.63	2.23
May	9.3	8.5	7.52	6.80	2.27
June	10.1	8.5	7.80	6.77	2.22
July	10.1	8.7	7.24	6.57	2.09
August	10.1	8.3	6.62	6.34	1.98
September	9.5	7.3	6.63	6.12	1.96
October			6.64	5.83	1.86

■ FRANCE

	Narrow Money (M1)	Broad Money (M3)	Short Interest Rate	Long Interest Rate	Equity Market Yield
1985	6.2	7.4	10.03	11.74	n.a.
1986	6.9	4.4	7.79	8.74	2.65
1987	4.1	12.2	8.26	8.46	2.75
1988	3.9	5.4	7.94	9.08	3.69
1989	7.5	8.5	9.39	8.79	2.88
1990	3.7	9.0	10.32	8.82	3.16
1991	-4.7	2.7	9.62	9.03	3.58
1992	-0.1	5.5	10.36	8.57	3.55
4th qtr.1992	-0.1	6.5	10.77	8.26	3.72
1st qtr.1993	1.2	5.6	11.53	7.86	3.38
2nd qtr.1993	0.2	3.1	8.01	7.06	3.33
3rd qtr.1993	0.4	1.1	7.74	6.38	3.14
November 1992	0.4	6.1	9.77	8.14	3.70
December	-0.1	5.5	11.35	8.20	3.64
January 1993	1.8	5.7	12.18	7.93	3.58
February	1.0	5.7	12.12	7.76	3.40
March	1.2	5.8	11.27	7.33	3.16
April	-2.1	4.4	9.06	7.14	3.25
May	-2.7	3.4	7.64	7.16	3.39
June	0.2	3.1	7.32	6.95	3.35
July	-0.8	1.2	8.06	6.72	3.28
August	-1.4	0.7	7.93	6.33	3.06
September	0.4	1.1	7.28	6.12	3.08
October			6.99	5.95	3.02

■ ITALY

	Narrow Money (M1)	Broad Money (M3)	Short Interest Rate	Long Interest Rate	Equity Market Yield
1985	13.2	13.5	14.34	13.71	n.a.
1986	10.5	8.2	13.25	11.47	1.41
1987	10.4	8.8	11.32	10.56	1.94
1988	7.8	6.9	11.24	10.54	2.71
1989	7.1	8.2	12.41	11.61	2.46
1990	9.3	9.1	11.98	11.87	2.84
1991	7.3	8.0	11.83	13.20	3.45
1992	6.7	7.5	13.86	13.29	3.63
4th qtr.1992	2.6	5.8	14.64	13.84	3.68
1st qtr.1993	2.8	6.2	11.88	13.13	3.04
2nd qtr.1993	2.4	6.0	10.82	12.49	2.47
3rd qtr.1993	5.0	7.8	9.36	10.27	1.89
November 1992	2.5	5.8	14.53	13.48	3.46
December	0.4	4.4	13.90	13.66	3.61
January 1993	2.2	5.4	12.73	13.48	3.26
February	2.9	6.3	11.51	13.03	3.01
March	9.5	8.8	11.41	12.92	2.86
April	1.9	5.8	11.48	13.13	2.75
May	2.3	6.1	10.80	12.50	2.53
June	3.0	6.1	10.22	11.87	2.16
July	8.6	6.8	9.54	11.12	1.99
August	5.2	7.9	9.35	10.08	1.83
September	6.3	8.8	9.16	8.66	1.85
October			8.57	9.04	1.94

■ UNITED KINGDOM

	Narrow Money (M0)	Broad Money (M4)	Short Interest Rate	Long Interest Rate	Equity Market Yield	
1985	4.7	13.2	12.32	11.03	n.a.	1985
1986	4.0	15.3	11.02	9.97	4.35	1986
1987	4.7	14.6	9.77	9.52	3.60	1987
1988	6.8	17.0	10.41	9.69	4.48	1988
1989	5.9	17.5	13.96	10.30	4.36	1989
1990	5.3	16.1	14.82	11.53	5.07	1990
1991	2.4	8.2	11.58	10.04	4.97	1991
1992	2.3	5.3	9.73	9.09	4.91	1992
4th qtr.1992	2.7	4.5	7.88	8.45	4.84	4th qtr.1992
1st qtr.1993	4.4	3.4	6.43	7.97	4.35	1st qtr.1993
2nd qtr.1993	4.3	3.6	6.00	7.92	4.04	2nd qtr.1993
3rd qtr.1993	5.1	3.7	5.96	7.13	3.91	3rd qtr.1993
1992 November	2.9	4.4	7.32	8.27	4.80	1992 November
December	2.9	3.8	7.24	8.38	4.49	December
1993 January	4.0	3.3	7.04	8.33	4.46	1993 January
February	4.6	3.4	6.23	7.97	4.36	February
March	4.7	3.6	6.04	7.65	4.24	March
April	4.8	3.5	6.02	7.81	4.06	April
May	3.5	3.8	6.03	8.08	4.04	May
June	4.5	3.4	5.95	7.88	4.01	June
July	4.8	3.5	6.01	7.49	4.03	July
August	5.2	3.6	5.91	7.00	3.83	August
September	5.3	3.9	5.98	6.91	3.68	September
October	5.4	4.3	5.83	6.81	3.81	October

Monetary growth rates: show the percentage change over the corresponding period in the previous year, and are positive unless otherwise stated. All growth rates refer to the seasonally adjusted series except for Japan and Italy. German monetary statistics now form a continuous pan-German series. Monetary data supplied by Datastream and WEFA from central bank sources. Interest rates: short-term, period averages of US – 90-day commercial paper, Japan – 3-month certificates of deposit, Germany – 3-month Fibor, France – 3-month Pibor, Italy – 3-month Euro-lira, UK – 3-month Libor; long-term, period average yields on 10-year benchmark government bonds. Interest rates supplied by Datastream. Equity market yield: period averages of the gross dividend yield on the relevant FT-A world index.

NB POWER

to proceed.
In the Ukraine, unable and

Electricité de France, told the

Outcome hit by £21m provision for higher than expected costs at Drax and closures in Africa

Babcock £9m in the red and interim omitted

By Andrew Baxter

Babcock International, the energy contracting, facilities management and materials handling group, yesterday announced a £9.2m pre-tax loss for the six months ended September 30 and confirmed it would pass its interim dividend.

The loss compared with a pre-tax profit of £16.6m a year earlier, but was expected following Babcock's announcement on September 9 that it would make a £20m pre-tax provision which would produce a first-half deficit.

The provision emerged at £21m, and covered higher than expected costs on Babcock's £400m-plus flue gas desulphurisation contract at National Power's Drax power station in North Yorkshire, along with closure costs for Babcock Africa's non-core mining activities.

Losses per share for the half year were 1.77p, compared with 2.02p earnings last time, when an interim dividend of 1p was paid.

The shares fell 2½p to 26¼p yesterday.

The company maintained its cautious stance on the final dividend, repeating that a decision would be made in the light of the outcome for the year as a whole. Last year's final was 1.1p.

In spite of the latest results, Mr John Parker, Babcock's new chief executive, said he was "quite encouraged" by what he had found at the company after seven weeks in charge.

The former chairman and chief executive of Harland & Wolff joined Babcock on October 4, along with Mr Nick Salmon, a former GEC Alsthom executive, who is Babcock's new managing director.

"There are some very good businesses at the core of Babcock," said Mr Parker, "and some of them are world class."

He said the problems at Drax and in Africa had overshadowed a good performance elsewhere, but the Drax project was going extremely well, with the first two of the six sulphur absorber towers due to be handed over next month.

Babcock said discussions with National Power on the final contract revenue were expected to last until completion of the contract in spring 1996, but Mr Parker said: "I believe National Power is a satisfied customer."

Babcock's energy division, which includes the Drax contract, saw first-half profits drop from £7.5m to £1.2m.

In contrast, the process division, formerly known as the contractors group, boosted profits from £1.2m to £2.5m, and also yesterday announced $100m (£67m) of oil production and refinery development contracts from customers in Saudi Arabia and Malaysia.

The facilities management division, which includes the management contract for the Rosyth royal dockyard in Scotland, lifted profits from £3.2m to £4.2m.

Materials handling performed well in spite of difficult markets, said Babcock. Profits fell from £4.7m to £3.2m, reflecting rationalisation and closure costs. Babcock Africa profits were virtually unchanged at £2.4m.

Babcock noted that the tax charge for the half-year was £2.6m higher than normal. While the provisions were expected to attract a full deduction for tax, in the UK they displace ACT already paid and relieved against corporation tax liabilities.

● COMMENT

Babcock's new management team have their feet under the boardroom table but are not yet ready to make grand pronouncements – the results of their strategic review will be revealed at about the middle of next year. In the meantime caution abounds, a sensible strategy in light of the difficulties predicting the outcome of contracts such as Drax. The latest results put Babcock on course for full-year profits of between £3m-£6m pre-tax, slightly lower than some recent forecasts, and the tax implications of the provisions may even produce a small loss per share for the year. The final dividend, if it comes, may be small too.

Filofax at £1.27m as margins rise

By Catherine Milton

Filofax Group, the personal organiser company, yesterday reported pre-tax profits up from £950,000 to £1.27m in the six months to the end of September.

"Operating profit has increased by 38 per cent and that 38 per cent derives very simply from an increase in sales and an increase in margins," said Mr Robin Field, chief executive.

"It's about providing a useful product to real people," he added.

Earnings per share dropped to 4p (4.3p) as the company almost exhausted available tax losses and took a charge this time of £375,000 on a "conservative" rate of 30 per cent.

The board declared an increased interim dividend of 0.75p (0.5p). Mr Field said he had every confidence in a strong performance during Christmas and beyond.

The company aims to broaden its product range over the next three to five years. "Over time as the thing grows, we would expect it to become more broadly based and to cease to rely on just the one product," said Mr Field.

Sales rose 34 per cent to £8.31m (£6.18m), but the results did not portend the return of the yuppie. "We have never sold much to yuppies. Our ideal customers are busy housewives – female, social, domestic customers," Mr Field added.

Gross margins increased reflecting improved purchasing efficiency and the continued move towards selling directly to retailers.

Filofax spent about £3m in cash on three acquisitions in the last four months, including its Swedish and German distributors just before the September half-year end which together contributed £375,000 to sales.

The company received £35,000 (£56,000) in interest and expects to have a positive cash balance at the year end.

● Filofax also announced a change of brokers from UBS to Hoare Govett. UBS said it was very disappointed by the move.

Bousted makes £593,000 at nine months

By Paul Taylor

Boustead, the industrial products and technical services group acquired last year by Jack Chia-MPH, the Singapore-based trading company, yesterday reported sharply lower operating profits from continuing operations for the nine months to September 30.

However, after various costs and profits mainly associated with the sale and closure of businesses, and reduced interest costs of £193,000 (£690,000), profits at the pre-tax level improved from £117,000 to £593,000.

The group, which has undergone a substantial restructuring under its new management, announced at its interim stage in September that it planned to move its year-end to March 31 in order to conform with Jack Chia-MPH's accounting year.

Operating profits from continuing operations for the nine-month period fell from £1.43m to £73,000 on turnover from continuing businesses of £43.9m (£44.3m). Discontinued and closed operations added £3.13m (£16.1m) to turnover but reduced operating profits by £12,000 (£992,000.)

Boustead warned in September that its results for the third quarter would show a downturn because of seasonal factors. However, Mr Geoffrey Hall, chief executive, said that the sharp fall in European automotive sales had substantially exacerbated that trend this year through its effect on Boustead's component and plastic moulding businesses.

Earnings per share of 0.1p compared with previous losses of 0.4p. The interim dividend is maintained at 0.35p.

Earlier this month Boustead announced plans to sell its 65.4 per cent holding in Bousteadco, its Singapore-based subsidiary, to Jack Chia-MPH, for £12.8m subject to shareholder approval. Following the proposed sale, Boustead would have net cash balances of about £10m.

'Investor fatigue' affects latest Lloyd's trust offers

By Andrew Jack

Just one third of the shares allocated to private investors in the Angerstein Underwriting Trust, the Lloyd's investment trust, were taken up.

Separately, only 62 per cent of the shares on offer to intermediaries were taken up in Abtrust Lloyd's Insurance Trust.

The figures highlight the difficulties in attracting investor interest in such high numbers to take advantage of the introduction of corporate capital to Lloyd's, the insurance market.

NatWest Markets, which sponsored the Angerstein trust, said that 67.5m of the 75m shares on offer had been placed with institutional and other investors. Of the 22.5m shares available to the public, 7.7m were taken up. The offer was not underwritten, but 67.5m of the shares were placed with institutions, with a "claw-back" for those which investors took up.

Mr Chris Huggins, a director, said: "It's always disappointing when you don't get all the money you wanted. Investors are showing general tiredness with the new issues market. Relative to other Lloyd's trusts, we think this is pretty good."

Abtrust received applications for 4.6m of the 7.5m shares offered to intermediaries. The full 30m share subscription was placed, with clawback for that available to intermediaries. It will raise £28.35m net.

Mr Christopher Holdsworth Hunt, a director of Peel Hunt, the sponsors, said: "We suffered a bit of investor fatigue. The orange has been squeezed dry. But in the circumstances we are happy."

Hanson Industries agrees sale of Axelson for £56m

By Maggie Urry

Hanson Industries, the US arm of the Anglo-American conglomerate, yesterday confirmed that it had agreed to sell Axelson, which makes equipment for the oil industry.

The buyer is Wheatley TXT, an oilfield services group, which will pay £56m, including £1.8m of long term debt.

The sale is the first in a disposal programme of peripheral businesses on which Hanson has embarked, expected to raise about £500m for the group, which is looking to reduce debt.

Axelson was acquired in 1984 when Hanson bought US Industries. In the year to end-September Axelson made an operating profit of £6m on sales of £40m. Axelson's net book value is £14m, and £6m of goodwill was written off when it was acquired, so there will be an exceptional gain on the sale of about £35m.

NEWS DIGEST

S Staffs Water rises 13.7%

South Staffordshire Water Holdings achieved a 13.7 per cent rise in pre-tax profits, from £5.1m to £5.8m, for the half year to September 30. Turnover advanced from £25.9m to £27.8m.

Mr Lindsay Bury, chairman, said the current year had seen significant progress in its core water supply business while non-regulated businesses also made steady progress.

Earnings per share advanced to 80.8p (78.7p) and the interim dividend is lifted from 15p to 16.5p.

Shani

Acquisitions boosted Shani Group, the fashion supplier, to pre-tax profits of £2.44m for the year to July 31, compared with £1.96m.

Turnover advanced from £12m to £20m, including £7.98m from acquisitions. During the year the USM-quoted company acquired the Lampert and Admyra women's coat and suit businesses. The year end is being changed to October 31 because of the seasonal nature of the purchases' businesses.

Operating profits from continuing businesses fell to £1.14m (£1.43m) but a £1.06m contribution from the acquisitions brought the total to £2.19m.

From earnings per share of 11.3p (9.2p) the total dividend is raised to 5.3p (4.4p) with a proposed final of 3.5p.

Hewetson

Difficult trading was blamed by Hewetson, the Hull-based building materials group, for a fall in pre-tax profits from £476,000 to £158,000 in the six months to end-September.

Both Hewetson Floors and Contract Flooring Sales recorded losses for the period. However, Mr Peter Price, chairman, said all companies made a profit in September.

Turnover was £15.1m (£14.3m). After tax and preference dividends losses per share were 0.16p, against earnings of 2.09p. The interim dividend is maintained at 0.5p.

James Cropper

A full order book and improved margins helped James Cropper, the Cumbria-based paper and board maker, report interim profits almost doubled at £1.14m pre-tax, against £595,000.

There was an added benefit from lower interest rates as finance charges for the half year ended September 25 fell from £1.01m to £631,000. Turnover was £21.4m (£20.3m).

Earnings per share were 9p (4.8p); the interim dividend is raised to 1.1p (0.975p) to reflect the company's confidence that the poor trading conditions of recent years have abated. Directors stressed, however, that it should not be taken as an indication of the level for the full year.

Towles

Towles, the Leicestershire-based hosiery and knitwear group, saw its pre-tax losses widen to £694,000 in the six months to August 31, against £537,000.

Turnover dipped to £6.19m (£6.49m). Losses per 10p shares emerged at 18.9p, against 15p last time.

Worthington

Profits of Worthington Group, the textiles accessories manufacturer, rose from £305,000 to £508,000 pre-tax for the half year ended September 30.

The 67 per cent improvement was achieved from turnover little changed at £7.49m (£7.3m).

The interim dividend is lifted to 0.6p (0.5p) from earnings of 2.01p (1.25p) per share.

British Inv Trust

British Investment Trust raised net asset value per share by 10.6 per cent to 219p at the end of September, against 198p six months earlier.

Attributable profits improved to £8.63m (£8.04m) for the six months and earnings per share under FRS 3 were 2.77p (2.58p) per share. The interim dividend is raised to 2p (1.9p).

Relieves all known Benefit Administration headaches.

Is administering your employee benefits programme a pain in the organisation?

Does keeping track of your pension scheme costs make you tense?

Do you suffer from endless, time-wasting distractions from your core business - and a nagging fear that there has to be a better solution?

The remedy is at hand.

Towers Perrin, human resource and actuarial consultants, can offer you everything from advice on departmental efficiency to their comprehensive BS5750 registered management system that takes benefit administration completely off your hands.

We work for organisations ranging from major PLCs to management buyouts; advising on existing procedures, implementing more cost-efficient programmes, providing staff to tackle backlogs - and more besides.

For details, telephone Iain A. Urquhart on 0635 550200.

We can promise you a practically instant cure.

Towers Perrin

awarded BS5750 for pension scheme administration, Newbury.

FS 25139

Samuel Montagu

Export & Project Finance

Republic of Sri Lanka

ECGD-backed loan and complementary forfaiting facility for

£37,422,220

to finance the provision of bus body kits

Duple (Metsec) Limited

arranged by

SAMUEL MONTAGU

finance provided by

Midland Bank plc and Midland Bank Aval Limited

January 1993

United Mexican States

ECGD-supported supplier credit Line of Credit to finance UK Exports for

US$20,000,000

made available to

Bancomext

Banco Nacional de Comercio Exterior, S.N.C.

arranged by

SAMUEL MONTAGU

finance provided by

Midland Bank plc

March 1993

Hong Kong

Multi-sourced Export Credit Facilities totalling

US$381,782,670

for Hong Kong based borrowers

arranged by

SAMUEL MONTAGU

finance provided by

Midland Bank plc

1993

MARNR

Ministerio del Ambiente y de los Recursos Naturales Renovables

ECGD-backed Export Credit Facility and complementary Commercial Facility for

US$36,206, 215

provided to the

Republic of Venezuela

to finance the Barcelona Water and Sanitation Project undertaken by

Sir William Halcrow and Partners Limited

arranged by

SAMUEL MONTAGU

finance provided by

Midland Bank plc

May 1993

As one of the leaders in our field, we provide a fully integrated range of medium and long-term export credit and project related services. We design financial packages that give maximum competitive advantage to the exporter by utilising our extensive country and product knowledge. What's more, we can bring to bear the specialist resources within Samuel Montagu – Corporate Finance, Specialised Financing, and Capital Markets – and those of the HSBC Group worldwide, to provide the most effective financing solution. To learn more about our services call us on 071-260 9266.

SAMUEL MONTAGU

HSBC Investment Banking Group

Samuel Montagu & Co Limited

10 Lower Thames Street, London EC3R 6AE. A member of The Securities and Futures Authority.

member HSBC Group

00/69

NOTICE OF FULL REDEMPTION TO THE HOLDERS OF

Republic New York Corporation
Floating Rate Subordinated Notes Due 2009
CUSIP Number 760719 AG9*
ISIN Number GB 0047325922*
Redemption Date: December 23, 1993
and
Floating Rate Subordinated Notes Due 2010
CUSIP Number 760719 A*5*
ISIN Number GB 0047326888*
Redemption Date: January 21, 1994

NOTICE IS HEREBY GIVEN that, pursuant to the provisions of the Fiscal Agency Agreement dated as of December 1, 1984 between Republic New York Corporation (the "Company") and Citibank, N.A., as successor Fiscal Agent, the Company has elected to redeem on December 23, 1993, (the "2009 Redemption Date") the entire outstanding principal amount of Floating Rate Subordinated Notes Due 2009 (the "2009 Notes") at a redemption price of 100% of the principal amount thereof plus accrued and unpaid interest from September 23, 1993 to the 2009 Redemption Date (the "2009 Redemption Price").

NOTICE IS ALSO HEREBY GIVEN that, pursuant to the provisions of the Fiscal Agency Agreement dated as of July 1, 1985 between the Company and Citibank, N.A., as successor Fiscal Agent, the Company has elected to redeem on January 21, 1994, (the "2010 Redemption Date") the entire outstanding principal amount of Floating Rate Subordinated Notes due 2010 (the "2010 Notes") at a redemption price of 100% of the principal amount thereof plus accrued and unpaid interest from October 21, 1993 to the 2010 Redemption Date (the "2010 Redemption Price").

The 2009 Redemption Price will become due and payable on the 2009 Redemption Date. The 2010 Redemption Price will become due and payable on the 2010 Redemption Date. Payment will be made UPON PRESENTATION AND SURRENDER of the 2009 Notes (and any coupons appertaining thereto) and the 2010 Notes (and any coupons appertaining thereto) at an office of Citibank, N.A., as indicated below.

Citibank, N.A.
Corporate Trust Services
111 Wall Street, 5th Floor
New York, NY 10043
(Registered Notes Only)

Citibank, N.A.
Avenue de Tervueren 249
B1150 Brussels
Belgium

Citibank, N.A.
Neue Mainzer Strasse 40/42
D 6000 Frankfurt/Main 1
Germany

Citibank, N.A.
Citibank House, 336 Strand
London WC2R 1HB
England

Citibank, N.A.
60, Avenue des Champs-Elysees
75831 Paris
France

Citicorp Bank (Switzerland)
63, Bahnhofstrasse
CH8021 Zurich
Switzerland

Citibank (Luxembourg), S.A.
16, Avenue Marie Therese
Luxembourg

From and after the 2009 Redemption Date and the 2010 Redemption Date, interest will cease to accrue on the 2009 Notes and the 2010 Notes, respectively.

REPUBLIC NEW YORK CORPORATION
By: **Citibank, N.A.,** *as Successor Fiscal Agent*

**No representation is made as to the correctness of either the CUSIP Number or the ISIN Number either as printed on the 2009 Notes or the 2010 Notes or contained in this Notice of Redemption.*

Dated: November 23, 1993

DO YOU WANT TO KNOW A SECRET?

The I.O.S. Gann Seminar will show you how the markets REALLY work. The amazing trading techniques of the legendary W.O. Gann can increase your profits and contain your losses. How? That's the secret. Ring 061 474 0080 to book your FREE place.

COMPANY NEWS: UK

P&O links with Swire to invest £54m in Chinese container port

By Simon Holberton in Hong Kong

Peninsular and Oriental Steam Navigation, the UK transport and construction group, and Swire Pacific, the Hong Kong property and aviation conglomerate, yesterday joined forces to invest HK$615m (£54m) in a southern Chinese container port.

P&O and Swire Pacific said they would each acquire 25 per cent of the Shekou Container Port from China Merchants, a Hong Kong-based shipping and trading group, and China Ocean Shipping. From the beginning of next year, P&O will operate the port.

Shekou port is situated on the west coast of the Shenzhen special economic zone, just north of Hong Kong, on the Pearl River. It acts as a feeder port to Hong Kong's deep water container port.

The port is capable of processing 550,000 TEUs (twenty-foot equivalent units) annually; expansion currently under way will more than double capacity by the end of 1996. P&O said yesterday that it and China Merchants would acquire the increased capacity.

Lord Sterling, P&O chairman, said yesterday that the investment represented P&O's first sizeable step into the management and ownership of materials handling facilities on the Chinese mainland. It is the first in a series of planned acquisitions in accordance with strategic expansion in Asia, he said.

Mr Peter Sutch, chairman of Swire Pacific, said the Shekou facility would complement Hong Kong's container handling facilities. "There is no question that the Pearl River delta is the fastest growing manufacturing area in the world and that Shekou container terminals is ideally situated to service this demand," he said.

China Merchants, which began developing Shekou in 1978, will retain a 32.5 per cent interest in the port, China Ocean Shipping will have a 17.5 per cent interest, while P&O and Swire will esch own 25 per cent.

In April last year, P&O sold China Merchants an 8.1 per cent stake in Modern Terminals, an operator of Hong Kong's container port, for £55m. Swire owns 13 per cent of MTL.

Court Cavendish expansion

Court Cavendish, the care home operator which obtained a full listing in July, has purchased two nursing and residential homes for £3.98m cash.

The larger, Church Farm, located in East Wittering, West Sussex, was acquired for £3.13m.

For the year to July 31 the home returned pre-tax profits of £300,000.

The group has also acquired the outstanding 64 per cent of Hammerwich Hall Nursing Home and Residential Home for £850,000.

Azlan intermediaries offer oversubscribed

By Alan Cane

Shares in Azlan Group, the networking products distributor, offered to intermediaries were subscribed 1.9 times.

Some 3.13m shares were offered to intermediaries in addition to 6.52m shares placed with institutional and other investors.

As part of the flotation some 6.6m shares were sold by existing shareholders and 3m issued by the company.

Applications for 5.8m shares were received from 76 intermediaries and allocations have been scaled down to 43.9 per cent of applications over 20,000 shares.

At the flotation price of 230p, some £6m net of expenses has been raised to expand the company's product range, increase its market share and support its ambitions to expand in continental Europe.

At the flotation price, the group's market valuation is a little more than £50m.

Dealings are scheduled to begin tomorrow

Bakyrchik Gold falls $67,000 into red

By David Blackwell

Bakyrchik Gold, which was floated in August to exploit a gold mine in Kazakhstan, reported a loss of $67,000 (£45,000) for the period since its incorporation in April to the end of September.

The balance sheet shows cash of $12.5m, which is expected to be committed to the Bakyrchik Joint Venture with the Kazakhstan government by the end of tha financial year in March.

The Bakyrchik mine, in which BK Gold has 40 per cent and management control, has one of the world's biggest gold deposits with 28.1m tonnes of ore containing 9.1 grams of gold a tonne.

The first gold to be delivered under the venture is expected next summer.

Mr David Hooker, chairman, said yesterday that the company was upgrading the capacity of its plant for the first stage of the project from 100,000 tonnes per year of ore to 150,000 tonnes per year while remaining within the same budget.

However, the average grade from the first ore to be processed would be 7.2 grams of gold per tonne – lower than the ore body average.

A feasibility study for stage two of the project, under which 1m tonnes of ore a year would be processed, was well under way and was scheduled for completion in May.

Stage two would be underpinned by the first stage, but shareholders would be asked for about £70m some time next year.

Bakyrchik's share price yesterday closed 6p higher at 213p.

The placing in August of 7.5m shares was priced at 120p, valuing the company at about £18m.

Only five days later Chilewich, a New York-based trading organisation and joint owner, sold most of its 25 per cent stake.

Minproc, the Australian resources and engineering group which was BK Gold's other joint owner, owns 23.7 per cent.

Misys acquisition

Misys is paying up to £920,000 in cash for Supreme Computer Services. Supreme, which provides computer maintenance services, made pre-tax profits of £196,000 in the year to July 31 1993.

UK growth gives lift to Kenwood

By David Blackwell

Growth in UK sales helped Kenwood Appliances, the household appliance manufacturer, lift interim pre-tax profits by 6 per cent to £5.35m.

The figure for the six months ended September 1993 compared with a pro forma £5.03m. The Hampshire-based group was floated in June last year.

Mr Tim Parker, chief executive, said the group had produced "a solid set of results." UK turnover had improved by 12 per cent as consumer spending recovered after a flat two years.

Exports had also advanced strongly, with both the Kenwood Chef and food processors performing well.

Overall turnover rose by 21 per cent, from £45.3m to £55m. Operating profits rose from £5.27m to £6.06m.

The latest pre-tax figure included £400,000 of exceptional items, reflecting changes in the group's distribution systems in the US and Germany.

The group's products will be distributed in the US by the Rival Manufacturing Company from January 1, while a sales operation is being set up in Germany.

Mr Parker said this reflected the board's decision to concentrate the international sales effort on Europe and the Far East. He described the Far East as offering the most exciting opportunities.

Last year Kenwood paid HK$36.5m (£3.2m) for Tricom, a supplier of small kitchen appliances with a factory in China's Guangdon province. Last month it paid £4.33m for Precision Engineering (Reading), which includes Waymaster, a maker of water filters and kitchen scales.

Mr Parker said the group was on the look-out for further acquisitions along similar lines.

Interest payable of £332,000 compared with a pro forma £232,000.

Earnings per share rose from 9.2p to 9.6p. The interim dividend of 3p compares with 1.5p paid last time for the part of the period when the company was listed.

Hire services lifts Allen to £1.28m

By Peter Pearse

A sharp profits increase from its hire services side helped Allen, the Wigan-based housebuilding, hire services and contracting group, lift pre-tax profits by 50 per cent in the six months to September 30.

The rise, from £855,000 to £1.28m – a figure forecast at the time of the £5m placing in September – was struck on turnover up 23 per cent at £30.5m (£24.7m).

On prospects for the second half and beyond, Mr Donald Greenhalgh, chairman and managing director, said: "No forecasts, but we're smiling, aren't we?" He added that he felt the worst of the recession was past.

Hire services raised operating profits by 61 per cent to £472,000 (£293,000), of which acquisitions accounted for £75,000. The division's turnover advanced from £3.92m to £5.07m.

So far, Allen has spent £713,000 of the £2m earmarked from the placing for the hire services side; it bought Centahire's six depots in the north-east of England at the beginning of the month.

Contracting profits fell to £332,000 (£421,000) on turnover of £18.4m (£14.8m).

Mr Greenhalgh said that the 2 per cent margin achieved was "fairly remarkable in the industry", while Mr Ken Fox, deputy managing director, added that the margin was about one point better than he had expected.

Mr Greenhalgh thought that there would be no recovery in the sector until late next year.

He said he expected the contracting and hire services divisions to expand by acquisition and housebuilding organically.

Housebuilding made more at £[illegible] (£[illegible]) on turnover up at £8.6m (£6.2m). Completions grew to 144 (105) units.

Some £2.5m from the placing has been put aside for the landbank, which is expected to grow to 35 or 36 sites by next November.

The property side made £[illegible] (£41,000) on turnover of £[illegible] (£[illegible]).

Earnings per share emerged at 3.57p (2.65p).

The interim dividend is unchanged at 1.65p on the enlarged capital, and the board is intending to pay a final of 3.35p for a maintained 5p total.

THE MOST DISTINCTIVE ASPECT OF BARCELONA IS NEITHER MIRÓ NOR GAUDÍ, BUT PUBLIC MARKETS.

In other European cities the old public markets, the huge structures from the age of steel architecture, entered a crisis around the 1960's. In Barcelona, not only do they maintain an extraordinary vitality, but they are truly a driving force behind commerce.

Old markets provide the most up-to-date services, and the newly built ones, with their ultramodern architecture, continue to offer the charm of Mediterranean markets: the freshest produce in an atmosphere which is positively alive, dealing with the citizens with the human touch they deserve.

A trading area of 170,000 m² and over 10,000 establishments with a clear aim: to provide another way of dealing with people, and to be faithful to a tradition, which could be the great new trend for the XXI century.

If you come to Barcelona, apart from seeing the works of Miró and Gaudi, visit our markets. You'll see a great deal of history, a great deal of tradition and, above all, a great deal of future.

Ajuntament de Barcelona
Institut Municipal de Mercats

Prices for electricity determined for the purposes of the electricity pooling and settlement arrangements in England and Wales.

½ hour period ending	Provisional Price for Trading on 21.11.93: Pool purchase price £/MWh	Final Prices for Trading on 20.11.93: Pool purchase price £/MWh	Final Prices for Trading on 20.11.93: Pool selling price £/MWh
0030	19.64	19.07	19.07
0100	24.81	20.81	23.17
0130	24.81	30.43	32.79
0200	24.81	30.43	32.79
0230	24.81	30.43	32.79
0300	24.81	25.48	27.84
0330	24.81	25.48	27.84
0400	24.81	25.48	27.84
0430	23.43	18.11	18.11
0500	23.43	18.11	18.11
0530	23.09	18.18	18.18
0600	18.30	18.40	18.40
0630	23.76	19.07	19.07
0700	25.07	24.78	27.15
0730	24.99	25.16	27.53
0800	31.02	25.22	27.59
0830	31.19	25.47	27.84
0900	31.29	25.99	28.10
0930	31.21	31.55	33.90
1000	31.12	34.77	27.53
1030	27.75	34.73	37.38
1100	27.84	34.67	37.08
1130	25.35	29.80	32.20
1200	25.36	29.21	31.61
1230	25.28	27.64	30.03
1300	26.20	25.72	28.10
1330	25.11	26.09	28.07
1400	25.10	25.68	28.08
1430	24.22	25.66	28.05
1500	24.25	25.66	26.36
1530	25.91	25.68	28.06
1600	48.15	26.72	28.11
1630	118.66	26.31	28.88
1700	180.10	48.25	54.54
1730	102.56	59.58	65.78
1800	116.60	61.34	67.70
1830	50.66	46.71	52.50
1900	33.42	36.31	42.60
1930	27.87	30.00	32.70
2000	28.21	25.77	28.20
2030	25.15	25.40	27.83
2100	25.12	25.22	27.59
2130	24.14	25.16	27.53
2200	24.14	25.16	27.53
2230	24.14	25.16	27.53
2300	24.88	19.07	19.07
2330	18.25	18.11	18.11
2400	18.25	18.40	18.40

Prices are determined for every half-hour in each twenty-four hour period. Prices are in pounds per megawatt-hour, rounded to two decimal places. To convert prices to pence per kilowatt-hour the decimal point should be moved one place to the left, eg £16.66/MWh becomes 1.666p/kWh. Provision for the determination of pool prices is made in the Pooling and Settlement Agreements which govern the operation of the electricity pool in England and Wales. The Pool Purchase Price is the basis of the majority of payments made to generators in respect of electricity traded through the pool. The calculation of pool prices is a highly complex process the product of which is subject to revision or correction (and sometimes major alterations) until final pool prices are determined approximately twenty-four days after the day of trading. Accordingly, due to the possibility of their revision and/or correction, no reliance should be placed upon provisional pool prices for any day being the same as final pool prices for that day. Final pool prices are also capable of revision. Pool Selling Price is the price paid by purchasers of electricity under the pool trading arrangements. It is dependent upon the determination of Pool Purchase Price. Further information on pool prices is provided on behalf of the Pool by Energy Settlements and Information Services Limited. Anyone wishing to receive such information should telephone [illegible] between [illegible] and [illegible] Monday to Friday.
©Energy Settlements and Information Services Limited

Banque Indosuez
U.S. $125,000,000
Floating Rate Notes due 1997

For the six months 22nd November, 1993 to 20th May, 1994 the Notes will carry an interest rate of 3.75% per annum and coupon amount of U.S. $186.46 per U.S. $10,000 Note.

Listed on the Luxembourg Stock Exchange

Bankers Trust Company, London Agent Bank

CAL
MEMBER SFA
FX and GOLD
24 HR DEALING
Call now for further information
CAL Futures Ltd
162 Queen Victoria Street
London EC4V 4BS
Tel: 071-329 3030
Fax: 071-329 3918

NO MORE DANCING!
SATQUOTE™ – Your single service for real time quotes.
Futures * Options * Stocks * Forex * News * Via Satellite
LONDON +71 329 3377
NEW YORK +212 2696636 FRANKFURT +4969 440071

FUTURES & OPTIONS TRADERS
FOR AN EFFICIENT & COMPETITIVE SERVICE
BERKELEY FUTURES LIMITED
38 DOVER STREET, LONDON W1X 3RB
TEL: 071 629 1133 FAX: 071 495 0022

PRESS FOR GOLD - 0839 35-35-25
Dial now for Gold and Silver prices, with 60 second updates 24 hours a day. Calls are charged at 36p/min cheap rate, 48p/min all other times. For details of the full range of financial information services from Futures Pager Ltd call 071-895 9400.
FUTURES PAGER

IG INDEX
TAX-FREE SPECULATION IN FUTURES
To obtain your free Guide to how your Financial Bookmaker can help you, call Michael Murray or Ian Jenkins on 071-828 7233 or write to us: IG Index Plc, 9-11 Grosvenor Gardens, London SW1W 0BD.

Market Myths and Duff Forecasts for 1993
The US dollar will move higher, precious metals have been demonetised, Japanese equities are not in a new bull trend. You did NOT read that in FullerMoney.

FOREXIA FAX $ £ Dm ¥
AN 8 YEAR PUBLIC RECORD OF ACCURATE SHORT TERM FOREIGN EXCHANGE FORECASTING
DAILY FOREIGN EXCHANGE COMMENTARIES, CHARTS, FORECASTS AND RECOMMENDATIONS
Tel: +44 81 948 8316 free trial details Fax: +44 81 948 8469

Currency Fax - FREE 2 week trial
from Chart Analysis Ltd
exchange rate specialists for over 20 years
Anne Whitby

CURRENCY MANAGEMENT CORPORATION PLC
WINCHESTER HOUSE, 77 LONDON WALL, LONDON EC2M 5ND
TEL: 071-382 9745 FAX: 071-382 9487
FOREIGN EXCHANGE & GOLD
24 HOUR LONDON DEALING DESK
COMPETITIVE RATES & DAILY FAX SHEET
CALL FOR FURTHER INFORMATION & BROCHURE

TREND
•FOREX •METALS •BONDS •SOFTS
Objective analysis for professional investors
0962 879764

NB POWER

to need wo... to proceed.
In the Ukraine, unable and ... Electricité de France, told the

Building up an international network is difficult, risky, and time-consuming.

We didn't do it just for your benefit.

IF you intend your business to grow, you'll have realised the importance of international opportunities. And how difficult it can be to take advantage of them. Barclays has over 1,000 offices in more than 70 countries worldwide. The services we offer, such as Trade Development and International Trade Finance, will improve the ability of your business to trade profitably overseas, and minimise the risk. But we have to admit to an ulterior motive. The more successful customers we have at home, the better we look to our customers abroad. For more information to our mutual benefit, call the Barclays Business Line now on 0800 400170.

MEANS BUSINESS

COMMODITIES AND AGRICULTURE

Oil market looks for output cut from Opec meeting

By Robert Corzine

Oil ministers from the Organisation of Petroleum Exporting Countries meet in Vienna today, almost two months after setting a new production ceiling that has so far failed to prop up persistently weak prices.

The optimism that followed the September agreement to put a 24.52m-barrels-a-day ceiling on Opec production dissipated as prices drifted lower in recent weeks. The price of benchmark Brent Blend has tested new post-Gulf war lows as it has fluctuated in the $15- to $16-a-barrel range. The Opec basket, an average of six crudes, has slumped even lower, to about $14.50 a barrel, from $18.50 earlier in the year.

Analysts suggest that Opec will have to make at least a temporary cut in output to jolt bearish market psychology and break the widespread perception among traders that plentiful supplies will be available for some time to come. Some analysts suggest that a pro-rata cut of as much as 5 per cent of Opec's ceiling will be needed to halt, let alone reverse the price slide.

The authoritative Middle East Economic Survey yesterday said Opec ministers could either "hold fast to the six-month September accord, in the hopeful expectation that the market will pick up of its own accord as the winter progresses", or "bite the bullet which the market is demanding – namely to cut the current ceiling by at least 500,000 b/d or some two per cent."

Mr Mehdi Varzi, research director at Kleinwort Benson Securities in London, agrees that "if Opec wants higher prices they have to cut production. . . tha market needs a clear signal".

Some analysts say, however, that any cut is unlikely to give a big boost to prices in the short term because too many factors – such as the weather and buoyant non-Opec production – are beyond the control of the organisation.

In September Opec tried to reverse growing price weakness by raising its ceiling to 24.52m b/d. The strategy to ragain market credibility through a higher ceiling was based on the notion that it would accommodate members such as Iran and Kuwait who were consistently cheating on their quotas.

The higher ceiling also allowed Opec to set individual country quotas that took most producers close to capacity, thus reducing the prospects of serious cheating.

The ministers counted on a traditional increase in demand with the advent of the northern hemisphere winter to mop up excess stocks, which had been built up in part by earlier over-production by Opec states. The thinking at the time was that strict compliance was all that would be needed to ensure firmer prices as higher demand in consuming countries chipped away at surplus stocks.

That strategy has been undermined, however, by a combination of plentiful supples and continuing low demand in the main consuming countries.

Norway, western Europe's biggest oil producer, has rejected an Opec request to help lift crude prices, writes Karen Fossli in Oslo.

Norway produces an average 2.3m barrels a day but last month hit a record 2.44m b/d. It has repeatedly said it will not reduce output.

Last Wednesday, Mr Jens Stoltenberg, industry and energy minister, received a letter from Opec Secretary General Subroto who asked "if there is any possibility for Norway to contribute to the efforts being made by Opec members to strengthen the very, very weak oil prices?"

Norway last co-operated with Opec to help underpin oil prices from 1986, when they fell below $10 a barrel, till 1990. Companies were ordered to pump 7.5 per cent below capacity.

Russia calls for 8% world-wide aluminium curb

By Kenneth Gooding, Mining Correspondent, in Brussels

Russia is proposing that the world aluminium industry should cut annual production by about 1.5m tonnes, or 8 per cent, to help bring supply back into line with demand.

Producers in the Commonwealth of Independent States would be willing to share in this world-wide reduction but would resist any pressure for them to bear most of the burden. This was made clear yesterday by Mr Igor Prokopov, president of Concernalumini, the CIS aluminium association, during a presentation at a symposium to mark the 75th anniversary of the Belgian Non-ferrous Metals Federation.

European Commission officials suggest, however, that discussions with the CIS aluminium industry about limiting exports to the European Union are deadlocked. Agreement in principal has been reached about the need for CIS export restraint, including a method of double checking by the use of both export licences in the CIS and import licences in the EU. But "the Russian industry does not like the numbers being proposed", said one.

The commission, which in August imposed restrictions on CIS aluminium imports to the end of November, hoped to complete negotiations this month. Now it is considering whether to continue the restrictions. It feels an EU/CIS arrangement would not conflict with attempts to get agreement between most of the big aluminium producing countries, who are to meet in Washington on December second.

Mr Prokopov's suggestion of an 8 per cent production cut obviously will be repeated at the Washington meeting, which will be attended by a large delegation from the industry, the Russian government and some of the western trading houses that have been involved with the CIS smelters.

Yesterday he indicated that the CIS industry had accepted some of the European industry's proposals when he said that some of Russia's smelters would have to shut down so that their highly polluting, old fashioned technology could be replaced. He also suggested the CIS industry would be heavily involved in toll smelting in future, that would involve processing raw materials supplied by western organisations, which would continue to own those materials and the metal produced from them.

It is far from certain that the CIS industry's proposal for further production cuts will be well received. Mr Dick Dermer, president of the European Aluminium Association, said yesterday that a 1.5m-tonne cut would not be deep enough. It would take four or five years to reduce world aluminium stocks and the industry could not wait that long if every member was to survive intact.

Bitter-sweet outlook for UK beet growers

The early arrival of freezing weather is threatening to take the icing off sugar profits

FARMER'S VIEWPOINT

By David Richardson

Unlikely as it may seem to those not involved in its production and processing, the apparently cold and boring sugar beet crop generates a great deal of heat and emotion. Paradoxically, that is especially true when, as last weekend, growers wake up on a November morning to find their roots covered with snow and the weather forecasters speaking of severe frosts for the next few days.

About 40 per cent of the national crop is still in the ground and a further 20 per cent has been lifted and is stored in clamps on farms. If the weather stays below freezing for long those roots so far undelivered to processing factories will be vulnerable to frost and subsequent rotting. Should that happen the beets will become unsuitable for processing and even if they are lifted and delivered to one of British Sugars' nine factories they will be returned to the grower at his expense. All he can do with them then is feed them to livestock or spread them back on the land and plough them in. As a sugar beet grower myself, I hope very much that the cold snap will be short-lived.

Naturally enough, we growers want to deliver our roots to factories as quickly as possible. But British Sugar, the monopoly processor, now part of Associated British Foods, operates a system of permits to control deliveries and match its processing capacity. On present calculations this measured approach to what is admittedly a big crop will mean some roots are still sitting in clamps until the end of next February or beyond.

British Sugar says growers should protect their clamps from frost and ventilate them to stop the rotting of roots lifted after they have been frozen in the soil. Growers say effective protection is almost impossible to achieve and in the face of having to purchase costly covers and the probable need, after Christmas, to hand sort every root to avoid rejection at the factory, that British Sugar should increase its processing capacity. The crop, say growers, should be delivered over a much shorter period, as happens in most other continental countries.

British Sugar replies that one of the main reasons it is the most efficient processor of sugar beet in Europe is that it runs its factories for longer – more than five months a year, compared with only three months by many continental processors. Growers retort that British Sugar is profiting at their expense and that the company should not ever have closed nine factories during the last 20 years. British Sugar counter-claims that the nine that remain have been uprated to such an extent that they are capable of processing far more than the previous 18. And so the arguments continue.

Strength of feeling is intensified by the fact that both sides know that the other is making good profits out of the crop. According to a recent Midland Bank farm planning booklet the growth margins that an average sugar beet grower can expect to make in 1994 varies between £438 and £575 an acre. That compares with a winter wheat growth margin from £245 to £282 an acre and for potatoes, which are much more risky, of £566 an acre.

Meanwhile sugar beet growers are well aware that British Sugar raised its profit level from £139m in 1992 to £162m in 1993 and that the latter figure represented two-thirds of total ABF profits. It does not improve relationships between growers and the processor of their beets when financial journalists describe British Sugar as "ABF's cash cow".

But the current prosperity of sugar beet is unlikely to last. It was one of the few crops to escape the axe during the reform of the European Community's common agricultural policy. EC guaranteed prices continue at a refined sugar equivalent of some £550 a tonne. The world price is nearer £170 per tonne and most sugar producing nations in the EC are producing large surpluses (with the notable exception of the UK, which is allowed to produce only half its domestic consumption).

It was intended that the sugar beet guaranteed price system should be reformed and lower production quotas imposed by July 1 next year. Because of complications and pre-occupations with a Gatt agreement it has subsequently been decided to delay tackling the matter for a further year, until July 1 1995. But if the Blair House accord were to become the basis for a Gatt deal the price of sugar beet would be cut by 16 per cent over six years and overall EC quota entitlement reduced by 2.5 per cent per year. Needless to say the UK industry, as a deficit producer, would fight to avoid such a quota cut being applied across the board. Indeed there is every justification for the UK entitlement being increased.

Whether the fight would be successful is open to speculation, the sugar quota may well be bargained away in return for concessions perceived more necessary for other sectors.

Meanwhile I am bound to concede that British Sugar must be right to stay as efficient as possible. So long as it does not expect me and other growers of sugar beet with snow-covered clamps to bear all the risks.

Gold demand slackens off

By Richard Mooney

Gold demand slackened further in the third quarter of this year, but remained on course to challenge the record level achieved in 1992, according to the World Gold Council, the international gold industry's promotional body.

Total demand in the 75 per cent of the gold-producing world where the council operates amounted 559.7 tonnes in the July-September period, down 4 per cent from a year earlier. That followed year-on-year rises of 20 per cent in the first quarter – when buyers were attracted by exceptionally low prices – and 1 per cent in the second quarter.

The total for the first three quarters was up 6 per cent on last year at 1,816.5 tonnes.

Way cleared for rubber pact talks

By Frances Williams in Geneva

Rubber producing and consuming countries yesterday agreed to start negotiations on a new price-stabilising accord to succeed the 1987 International Natural Rubber Agreement.

The International Natural Rubber Council, which took the decision at its meeting in Kuala Lumpur, also agreed a one-year extension of the present pact, which was due to expire on December 28.

Importing nations consented to renegotiate the pact after producers earlier this month yielded to their condition of a 5 per cent cut in the reference price for current buffer stock operations.

However, producing countries have served notice that they will seek a higher price range in any new accord, negotiations on which are expected to begin in Geneva early next year.

COMMODITIES PRICES

BASE METALS

LONDON METAL EXCHANGE
(Prices from Amalgamated Metal Trading)

■ ALUMINIUM, 99.7 PURITY ($ per tonne)

	Cash	3 mths
Close	1050.5-1	1072-3
Previous	1042-3	1063-3.5
High/low	1053.5	1077/1070
AM Official	1053-3.5	1074-4.5
Kerb close		1076.5-7
Open int.	253,025	
Total daily turnover	27,188	

■ ALUMINIUM ALLOY ($ per tonne)

Close	931-4	955-7
Previous	925-8	949-50
High/low		960/953
AM Official	937-41	960-2
Kerb close		955-60
Open int.	2,567	
Total daily turnover	241	

■ LEAD ($ per tonne)

Close	400-1	414-4.5
Previous	400-1	413.5-4
High/low	399.5	417/413
AM Official	399.5-400	413.5-4
Kerb close		413-4
Open int.	25,576	
Total daily turnover	4,072	

■ NICKEL ($ per tonne)

Close	4690-700	4755-60
Previous	4665-75	4725-30
High/low		4800/4740
AM Official	4707-12	4770-1
Kerb close		4755-60
Open int.	46,776	
Total daily turnover	11,859	

■ TIN ($ per tonne)

Close	4610-5	4660-70
Previous	4625-30	4675-80
High/low		4730/4670
AM Official	4625-5	4675-80
Kerb close		4670-5
Open int.	14,257	
Total daily turnover	1,720	

■ ZINC, special high grade ($ per tonne)

Close	923-4	940-1
Previous	928.5-9.5	946-7
High/low		950/941
AM Official	925-6	944-4.5
Kerb close		941-1.5
Open int.	79,169	
Total daily turnover	15,005	

■ COPPER, grade A ($ per tonne)

Close	1643.5-4.5	1667-8
Previous	1627-8	1649-50
High/low	1651/1650	1674/1660
AM Official	1650.5-1	1672-2.5
Kerb close		1667.5-8
Open int.	202,072	
Total daily turnover	39,681	

■ LME AM Official £/$ rate: 1.4760
LME Closing £/$ rate 1.4765

Spot: 1.4750 3 mths: 1.4677 6 mths: 1.4623 9 mths: 1.4576

■ HIGH GRADE COPPER (COMEX)

	Close	Day's change	High	low	Open int.	Vol
Nov	74.55	+0.40	74.60	74.50	407	65
Dec	74.40	+0.10	74.85	74.30	24,503	7,445
Jan	74.60	+0.10	74.85	74.85	1,442	137
Feb	74.85	+0.10	75.20	75.15	862	85
Mar	75.10	+0.10	75.550	75.00	21,210	8,054
Apr	75.30	+0.10			356	4
Total					65,136	18,236

PRECIOUS METALS

■ LONDON BULLION MARKET
(Prices supplied by N M Rothschild)

Gold (Troy oz.)	$ price	£ equiv.
Close	378.75-379.25	
Opening	377.40-377.40	
Morning fix	378.10	256.983
Afternoon fix	378.40	256.715
Day's High	379.25-379.75	
Day's Low	376.40-376.90	
Previous close	378.40-378.80	

Loco Ldn Mean Gold Lending Rates (Vs US$)

1 month	2.70	6 months	2.70
2 months	2.70	12 months	2.70
3 months	2.70		

Silver Fix	p/troy oz.	US cts equiv.
Spot	320.50	473.25
3 months	324.65	476.90
6 months	328.40	480.50
1 year	336.45	489.35

Gold Coins	$ price	£ equiv.
Krugerrand	379.00-382.00	257.0-260.0
Maple Leaf	390.15-392.60	-
New Sovereign	87.00-90.00	59.00-62.00

Precious Metals continued

■ GOLD COMEX (100 Troy oz.; $/troy oz.)

	Sett price	Day's change	High	Low	Open int.	Vol.
Nov	379.3	+0.3	0	0	70,207	37,592
Dec	378.5	+0.2	379.9	377.1	32,435	5,785
Jan	379.5	+0.2	380.0	380.0	9,797	497
Feb	380.5	+0.2	381.9	379.3	14,476	4,278
Apr	382.4	+0.2	383.6	381.0	5,439	217
Jun	384.3	+0.2	365.8	384.0	2,673	12
Total					157,574	46,001

■ PLATINUM NYMEX (50 Troy oz.; $/troy oz.)

Nov	363.0		0	0	12,605	1,470
Jan	380.9	+0.9	382.0	379.5	3,587	158
Apr	382.6	+0.9	383.5	381.0	1,519	80
Jul	383.5	+1.0	0	0	12	1
Oct	385.0	+1.0	0	0		
Total					17,723	1709

■ PALLADIUM NYMEX (100 Troy oz.; $/troy oz.)

Dec	129.05	-0.25	130.00	129.00	1,498	229
Mar	128.75	-0.25	129.50	128.50	2,421	304
Jun	127.70	-0.25	129.00	128.25	510	16
Sep	126.70	-0.25			6	
Dec	125.70	-0.25			1	1
Total					4,469	550

■ SILVER COMEX (100 Troy oz.; $/troy oz.)

Nov	469.0	-1.0	0	0	44,145	18,467
Dec	468.5	-1.0	473.0	468.0	44	0
Jan	471.1	-1.0	472.0	472.0	31,534	7,227
Mar	474.4	-1.0	478.0	471.0	7,816	223
May	477.5	-1.0	481.0	475.0	6,859	232
Jul	480.5	-1.0	484.5	478.0	1,506	1
Total					102,464	41,400

ENERGY

■ CRUDE OIL NYMEX (42,000 US galls. $/barrel)

	Latest price	Day's change	High	Low	Open int	Vol
Jan	17.12	+0.06	17.31	17.03	13,054	37,576
Feb	17.38	+0.07	17.55	17.31	107,697	52,679
Mar	17.56	+0.06	17.68	17.51	50,220	12,232
Apr	17.66	+0.02	17.81	17.68	27,714	3,950
May	17.83	+0.02	17.94	17.83	21,240	3,055
Jun	17.98	+0.03	18.10	17.98	16,432	726
Total					385,586	114,542

■ CRUDE OIL IPE ($/barrel)

	Latest price	Day's change	High	Low	Open int	Vol
Jan	15.88	+9	16.07	15.82	72,717	17,937
Feb	16.14	+12	16.30	16.10	23,485	3,812
Mar	16.31	+10	16.45	16.30	85,198	1,237
Apr	16.49	+5	16.65	16.49	4,602	534
May	16.67	+7	16.77	16.67	2,281	95
Jun	16.79	+9	16.83	16.79	3,670	795
Total					123,031	23,039

■ HEATING OIL NYMEX (42,000 US galls.; $/US galls.)

	Latest price	Day's change	High	Low	Open int	Vol
Dec	5165	+4	5240	5150	42,261	17,730
Jan	5245	+6	5325	5220	57,843	14,986
Feb	5270	+1	5325	5260	24,617	4,101
Mar	5195	-9	5260	5190	17,246	859
Apr	5120	-4	5165	5125	8,986	207
May	5050	-4	5095	5050	8,483	884
Total					180,136	38,146

■ GAS OIL IPE ($/tonne)

	Latest price	Day's change	High	Low	Open int	Vol
Dec	167.25	+125	168.75	166.25	42,591	6,833
Jan	165.50	+75	167.25	165.25	29,113	5,413
Feb	164.50	+100	166.00	164.00	14,942	1,408
Mar	162.50	+25	164.00	162.50	11,069	819
Apr	160.50	-25	162.80	160.50	4,008	330
May	160.50	-50	162.25	160.25	2,962	170
Total					114,826	16,156

■ NATURAL GAS NYMEX (10,000 mmBtu.; $/mmBtu.)

	Latest price	Day's change	High	Low	Open int	Vol
Jan	2.400	+0.078	2.405	2.335	26,718	9,640
Feb	2.245	+0.057	2.255	2.205	13,016	2,677
Mar	2.150	+0.032	2.160	2.130	10,889	589
Apr	2.105	+0.022	2.120	2.095	9,532	375
May	2.100	+0.020	2.120	2.095	7,088	136
Jun	2.100	+0.012	2.120	2.095	6,916	717
Total					123,233	41,041

■ UNLEADED GASOLINE
NYMEX (42,000 US galls.; $/US galls.)

	Latest price	Day's change	High	Low	Open int	Vol
Dec	0.4575	-.0031	0.4680	0.4555	34785	11866
Jan	0.4690	-.0016	0.4805	0.4680	42535	7166
Feb	0.4805	-.0006	0.4845	0.4780	18142	1822
Mar	0.4910	-.0011	0.4945	0.4905	12193	755
Apr	0.5245	+.0006	0.5255	0.5245	10085	1017
May	0.5335	+.0006	0.5360	0.5330	9245	945
Total					131,147	24,063

GRAINS AND OIL SEEDS

■ WHEAT LCE (£ per tonne)

	Sett price	Day's change	High	Low	Open int	Vol
Nov	98.75	+0.70	99.00	99.00	21	4
Jan	100.25	+0.55	100.20	100.00	1,353	24
Mar	101.95	+0.55	102.00	101.80	1,944	56
May	103.90	+0.65	104.00	103.80	1,362	39
Jun	105.00				88	0
Sep	90.80				84	0
Total					5052	123

■ WHEAT CBT (5,000bu min; cents/60lb bushel)

Dec	356/4	-1/2	357/4	351/4	115,855	29,495
Mar	353/0	+0/4	353/4	347/6	137,780	27,405
May	336/2	-0/6	337/2	333/4	23,365	2,400
Jul	326/2	-0/2	327/2	323/6	36,195	6,000
Sep	329/0	0	0	0	1,315	5
Dec	337/0	-1/0	337/0	336/0	2,875	40
Total					317,395	70,910

■ MAIZE CBT (5,000 bu min; cents/56lb bushel)

Dec	278/2	-3/4	282/0	278/0	459,850	181,400
Mar	285/2	-3/2	288/6	285/0	652,480	75,995
May	288/0	-2/6	290/6	287/6	245,500	24,115
Jul	287/2	-2/6	290/0	287/0	209,980	23,450
Sep	272/6	-0/4	274/0	272/4	29,420	2,070
Dec	258/2	+0/2	259/4	258/0	112,425	9,340
Total					1.712M	391,830

■ BARLEY LCE (£ per tonne)

Nov	102.65	-0.15	103.00	102.00	26	17
Jan	103.90		103.75	103.75	408	6
Mar	106.00	+0.25	106.00	106.00	401	50
May	107.50				190	
Sep	92.00				4	
Nov	95.00				10	
					1039	73

■ SOYABEANS CBT (5,000bu min; cents/60lb bushel)

Jan	679/4	-8/2	687/6	677/4	370,075	101,225
Mar	684/2	-8/2	692/2	682/4	153,085	21,325
May	685/2	-8/4	693/0	684/2	110,715	6,985
Jul	686/4	-7/2	693/4	684/0	109,425	14,425
Aug	681/6	-7/6	688/4	680/4	18,270	1,895
Sep	655/4	-6/0	662/4	655/4	13,245	645
Total					825,619	
						297,985

■ SOYABEAN OIL CBT (60,000lbs; cents/lb)

Dec	26.37	-0.30	26.63	26.22	19,679	4,566
Jan	26.44	-0.19	26.63	26.20	21,962	6,981
Mar	26.44	-0.10	26.52	26.11	21,433	2,456
May	26.25	-0.04	26.30	25.95	9,581	1,951
Jul	25.97	-0.11	26.08	25.75	6,962	1,828
Aug	25.80	-0.05	25.62	25.45	2,477	148
Total					87,157	28,723

■ SOYABEAN MEAL CBT (100 tons; $/ton)

Dec	208.4	-2.9	211.5	208.1	23,909	7,740
Jan	205.4	-2.9	208.4	205.2	24,926	9,561
Mar	204.2	-2.9	207.3	204.0	17,264	4,698
May	203.4	-2.4	205.9	203.0	8,694	967
Jul	203.6	-2.3	206.0	203.5	7,967	1,109
Aug	202.3	-2.3	203.4	202.2	3,325	400
Total					90,236	25,015

■ POTATOES LCE (£/tonne)

Mar	102.5				20	
Apr	90.8	-2.3	93.0	89.5	1500	66
May	106.5	-2.7	105.0		386	4
Jun	125.0				2	
Nov	85.0					
Mar	105.0					
					1,910	70

■ FREIGHT (BIFFEX) LCE ($10/index point)

Nov	1267	-9	1265	1265	310	11
Dec	1252	-12	1265	1255	178	35
Jan	1254	-14	1268	1254	1,209	32
Apr	1293	-14	1285	1284	558	10
Jul	1150	-5	1190	1150	222	5
Oct	1325				159	
					2,898	93

Tea
Landed teas met fairly good demand, reports the Tea Brokers' Association. Coloury north Indians sold well at firm to dearer rates with plainer liquoring types about steady. The few brightest east Africans on offer moved higher, others were irregular but on balance 2 to 4p easier. Offshore: Ceylons met good competition at firm rates but Kenyas were again easier. Quotations: quality 200p/kg, good medium 126p/kg, medium 102p/kg, low medium 95p/kg. The highest price realised this week was 220p/kg for a Rwanda pf.1.

SOFTS

■ COCOA LCE (£/tonne)

	Sett price	Day's change	High	Low	Open int	Vol
Dec	993	-4	1011	987	14,872	995
Mar	1038	-2	1056	1030	49,695	5,973
May	1033	+12	1042	1026	15,308	3,308
Jul	1032	+9	1037	1027	6,361	196
Sep	1030	+7	1034	1023	8,775	285
Dec	1009	+6	1011	1004	12,567	226
					108,578	11,295

■ COCOA CSCE (10 tonnes; $/tonnes)

Dec	1244	-12	1265	1239	2,297	473
Mar	1295	-7	1276	1255	44,401	12,038
May	1284	-10	1268	1272	13,125	1,146
Jul	1301	-2	1303	1290	9,731	1,951
Sep	1309	+5	1310	1300	6,161	724
Dec	1311	-9	0	0	6,708	516
Total					100,600	17,048

■ COCOA (ICCO) (SDR's/tonne)

	Price	Prev. day
Nov. 22		
Daily	1003.74	983.67
Nov. 18		
10 day average	947.11	936.45

■ COFFEE LCE ($/tonne)

Nov	1279	+5	1284	1255	363	56
Jan	1278	+15	1284	1251	14,706	946
Mar	1243	+8	1248	1223	13,600	788
May	1217	+9	1222	1198	5,131	315
Jul	1215	+4	1214	1195	358	11
Sep	1213	+5	1218	1215	573	10
					34,831	2,135

■ COFFEE 'C' CSCE (37,500lbs; cents/lbs)

Dec	74.30	-1.00	76.20	73.85	2,907	1,322
Mar	77.35	-0.50	79.20	76.60	34,889	11,642
May	78.90	-0.85	80.75	78.25	5,313	764
Jul	80.20	-1.05	81.80	79.75	1,606	463
Sep	81.60	-1.10	83.55	83.50	431	31
Dec	84.00	-1.00	0	0	296	11
Total					45,446	14,261

■ COFFEE (ICO) (US cents/pound)

	Price	Prev. day
Nov. 19		
Comp. daily	70.74	72.44
15 day average	69.68	69.62

■ No7 PREMIUM RAW SUGAR LCE (cents/lbs)

Mar	10.50	-0.09	10.57	10.50	981	86
May	10.80	-0.05	10.80		602	25
Oct	10.85	-0.04	10.85		46	10
					4,321	121

■ WHITE SUGAR LCE ($/tonne)

Mar	277.20	-0.50	278.00	277.00	8,301	257
May	279.10	-0.20	278.10	278.40	1,483	28
Aug	283.10	-0.30	283.10	283.00	1,480	13
Oct	270.90		271.90	270.40	1,620	170
Dec	270.90	+0.50	270.90	270.40	25	52
Mar	273.50	+0.60	273.50	273.50	10	2
					12,934	520

■ SUGAR '11' CSCE (112,000lbs; cents/lbs)

Mar	10.25	-0.10	10.40	10.24	80,336	5,106
May	10.45	-0.07	10.80	10.44	16,701	650
Jul	10.55	-0.02	10.80	10.54	13,625	195
Oct	10.46	-0.04	10.52	10.45	11,394	310
Mar	10.48	0	0	0		
May	0	0	0	0		
Total					93,908	6,269

■ COTTON NYCE (50,000lbs; cents/lbs)

Dec	60.91	-0.17	61.15	60.75	4,975	4,184
Mar	62.53	-0.10	62.75	62.35	16,489	5,782
May	63.45	-0.05	63.50	63.25	5,345	601
Jul	64.26	+0.03	64.35	64.00	4,524	751
Oct	63.12	-0.43	63.25	63.10	492	187
Dec	63.25	-0.20	63.25	62.80	3,939	143
Total					35,769	11,848

■ ORANGE JUICE NYCE (15,000lbs; cents/lbs)

Jan	107.65	+2.25	107.95	103.50	10,963	44
Mar	110.15	+2.66	110.20	105.80	4,979	582
May	112.50	+3.20	112.50	108.76	1,552	72
Jul	114.50	+3.75	114.00	113.50	505	10
Sep	115.10	+2.85	114.90	114.00	649	34
Nov	113.10	+2.85	0	0	111	2
Total					18,759	744

INDICES

■ REUTERS (Base: 18/9/31=100)

Nov 22	Nov 19	month ago	year ago
1629.2	1630.1	1597.8	1670.0

■ CRB (Base: 4/9/56=100)

Nov 19	Nov 15	month ago	year ago
223.49	222.86	-	234.76

MEAT AND LIVESTOCK

■ LIVE CATTLE CME (40,000lbs; cents/lbs)

	Sett price	Day's change	High	Low	Open int	Vol
Dec	73.500	+.325	73.850	73.125	21,227	6,419
Feb	74.175	+.075	74.275	73.825	22,408	2,861
Apr	76.325	+.025	76.550	76.125	14,083	1,286
Jun	73.575	+.225	73.600	73.300	11,235	1,836
Aug	72.375	+.075	72.500	72.150	4,804	299
Oct	72.800	+.225	72.825	72.400	1,428	27
Total					75,985	11,728

■ LIVE HOGS CME (40,000lbs; cents/lbs)

Dec	45.900	+.550	45.975	45.350	7,324	2,748
Feb	47.925	+.500	47.950	47.250	8,965	2,086
Apr	47.975	+.450	47.975	47.450	3,136	381
Jun	53.200	+.325	53.200	52.800	2,448	238
Jul	52.400	+.200	52.400	52.050	532	38
Aug	51.050	0	51.200	51.000	501	57
Total					23,176	5,588

■ PORK BELLIES CME (40,000lbs; cents/lbs)

Feb	56.050	+.850	56.125	53.800	5,995	1,506
Mar	56.000	+.875	56.000	53.800	875	123
May	56.275	+.800	56.375	54.350	502	44
Jul	56.750	+.400	56.800	55.250	786	18
Aug	56.100	+.400	56.100	54.600	195	5
Total					8,365	1,696

LONDON TRADED OPTIONS

Strike price $ tonne — Calls — — Puts —

■ ALUMINIUM (99.7%) LME	Jan	Apr	Jan	Apr
1025	53	79	6	15
1050	35	62	15	22
1075	22	47	27	32
■ COPPER (Grade A) LME	**Jan**	**Apr**	**Jan**	**Apr**
1625	51	88	18	31
1650	36	73	28	40
1675	25	59	41	52
■ COFFEE LCE	**Jan**	**Mar**	**Jan**	**Mar**
1200	92	106	14	63
1250	59	59	31	87
1300	34	61	55	115
■ COCOA LCE	**Mar**	**May**	**Mar**	**May**
975	93	102	40	44
1000	78	88	64	55
1050	52	65	97	52
■ BRENT CRUDE IPE	**Jan**	**Feb**	**Jan**	**Feb**
1600	48		62	57
1650	23	49		
1700	15	28		

LONDON SPOT MARKETS

■ CRUDE OIL FOB (per barrel/Jan)

		+or-
Dubai	$14.06-4.16	-0.10
Brent Blend (dated)	$15.42-5.44	+.115
Brent Blend (Jan)	$15.87-5.88	-.005
W.T.I. (1pm est)	$17.10-7.12z	-.045

■ OIL PRODUCTS NWE prompt delivery CIF (tonne)

Premium Gasoline	$168-170	-3
Gas Oil	$172-178	+2
Heavy Fuel Oil	$59-61	
Naphtha	$151-153	+1.5
Jet fuel	$188-190	+1

Petroleum Argus Estimates

■ OTHER

Gold (per troy oz)♣	$379.00	+0.40
Silver (per troy oz)♣	471.5c	-0.5
Platinum (per troy oz.)	$377.75	+1.00
Palladium (per troy oz.)	$128.00	-1.00
Copper (US prod.)	79.5c	+0.5
Lead (US prod.)	32.75c	
Tin (Kuala Lumpur)	N/A	
Tin (New York)	216.00c	+2.50
Zinc (US Prime W.)	Unq	
Cattle (live weight)†	119.81p	-0.72*
Sheep (live weight)†♦	88.70p	+1.05*
Pigs (live weight)	70.97p	-1.36*
Lon. day sugar (raw)	$262.10	-2.20
Lon. day sugar (wte)	$287.00	-3.00
Tate & Lyle export	£289.50	-1.50
Barley (Eng. feed)	Unq	
Maize (US No3 Yellow)	£123.0	+2.5
Wheat (US Dark North)	£175.0	-10.0
Rubber (Dec)♥	60.50p	
Rubber (Jan)♥	60.75p	
Rubber (KL RSS No1 Jul)	206.0m	-1.0
Coconut Oil (Phil)§	$480.0t	
Palm Oil (Malay.)§	$362.50	
Copra (Phil)§	$317.5	-2.5
Soyabeans (US)	£205.0x	+1.0
Cotton 'A' Index	55.95c	+0.85
Wooltops (64s Super)	350p	-3

£ per tonne unless otherwise stated. p pence/kg. c cents/lb. r ringgit/kg. m Malaysian cents/kg. y July/Sep. z Aug. v Sep/Oct. u July. t Dec/Jan x Nov/Dec. ♥ London Physical. § CIF Rotterdam. ♣ Bullion market close. ♦ Sheep (Live weight prices). * Change on week, provisional prices.

CROSSWORD

No.8,313 Set by GRIFFIN



ACROSS
1 Medicated lozenge obtained with previous sick note (8)
5 Smells the same in sour stew (6)
10 Joins a place where golfers meet (5)
11 Fugitive maid's son I hide in entry (9)
12 Strait-laced girl's bloomers (9)
13 Inside the Hotel Elizabeth (5)
14 A means to spread tar (6)
15 In which universities measure success? (7)
18 Is key, with name and number inserted, very strong? (7)
20 Elegant Ada loses a tiny switch (6)
22 Back in wrecked car smell reptile (5)
24 Died before His Grace put out fire (9)
25 Spring stock at the start of Easter (9)
26 Swim ahead of the scholar (5)
27 Head waiter lost important number (6)
28 Sweets must be rejected, it's emphasised (8)

DOWN
1 Sloppy removal of tumours (6)
2 Opinion of nurse I'm in marquee with (9)
3 Musician must list nine art forms (15)
4 Romance left one fit boy behind (7)
6 Make out expert is recognisable (15)
7 Half undo one forward coupling (5)
8 Summer frock found in second shed (8)
9 Tickled by mad broadcast about exercise (8)
16 Is to insert it before getting stomach trouble (9)
17 Misplace record before show (8)
19 Make beloved stop with Spike (6)
20 Fall for music centre in proper case (7)
21 Rely on piano man turning up to stop (6)
23 Get Black to telephone for transport (5)

Solution to Saturday's prize puzzle on Saturday December 4.
Solution to yesterday's prize puzzle on Monday December 6.

JOTTER PAD

Business Executives in Japan read "Nikkei" every day
Advertise now!
Tel: 071-379 4994

Inside this 4 page pull-out supplement

PAGE 2 People
A page of [illegible]
Commodities
[illegible]

PAGE 3 **Money**
Including discount and repo rates
International shares
Yields and price earnings/ratios
Commodities
Arranged by subject not exchange

PAGE 4 **UK key indicators**
British markets at a glance
London equities
The FT's own gilt/equity yield ratio

FINANCIAL TIMES

THE FT's NEW STATISTICS

Wide-ranging changes are introduced today in the financial tables published in the second section of the Financial Times. Peter Martin explains the new look.



Every day, the tables of statistics at the back of the FT chart the temperature of the world's financial markets. Changing them is not something to be lightly undertaken. Not only are the routines of compilation built into the day to day rhythms of the statisticians who prepare them; the habits of hundreds of thousands of readers are also built around the entirely predictable appearance of a particular table, in a particular form, on a particular page of pink newsprint.

The mutual interests of consumers and producers thns tend towards a profound conservatism. The main FT-SE Actuaries table, published six days a week in the FT, today follows recognisably the same form as its ancestor did a generation ago, though the index itself and the equity market it measures have both undergone profound changes in the past three decades.

This slow accretion of statistical tradition has many advantages from the point of view of the FT and its readers. But it has one over-riding disadvantage: the risk that tables, gradually drift, over time, away from relevance.

Individual tables are introduced to meet new needs, but their contents are rarely revised as those needs change. Thus each table risks becoming a snapshot of the set of securities, currencies and issues which were important at the time of the table's creation, even if those have long been superseded by later market developments.

We have therefore carefully assessed every table in the second section of the FT, to make sure that all of them reflect ths most urgent needs of the papers' readers, and to eliminate any creeping inconsistences.

There are hundreds of detailed changes in the pages that follow. Overall, however, there are five main themes

Bonds

The paper has now gathered together its international fixed-income coverage on to a single page. The International Capital Markets page now carries not just the daily reports on government bonds and the Eurobond market, but also all the tables that support them. Thus, the benchmark government bonds table and the FT/ISMA Eurobond service are accompanied by the UK gilts prices, which are now laid out in a format more suited to bond prices.

The supporting data on the UK equity market, which formerly filled a portion of this page, has now moved. In the UK edition of the FT it can be found on the World Stock Markets pages, and in the international edition on the London Stock Market page.

The statistical coverage of bonds is amplified by moving the derivatives on long-term interest rates to lie alongside the cash market.

Derivatives

A standard approach has been adopted throughout the paper: in general, tables reporting on derivatives contracts are now printed alongside their underlying markets. Thus, futures and options on long-term interest rates move to the Capital Markets page, equity index derivatives can be found on the World Stock Markets and London Stock Market pages. Derivatives on currencies and short-term interest rates remain on the Currencies and Money page, but are clearly divided between the two sections of the page.

We have adopted standard new formats for both futures and options; the futures format provides much better reporting of volume and open interest figures, where they are available. Derivatives are grouped by product, rather than by the market on which they were listed. Thus, we no longer show a single block of contracts traded on Liffe; instead, they have been divided up between subject areas, so that for instance French Pibor futures from the MATIF exchange are shown alongside Liffe's short-term interest futures on other currencies.

Over time, we plan to adjust derivatives listings so as to reflect the main contracts of interest to FT readers, regardless of where they are traded.

International equities

The main World Stock Markets tables – both those covering individual equities and those reporting on stock market indices – have been expanded in content, without taking up any more space. There is now scope for all individual international equities listings to show highs and lows achieved by the stock and to carry dividend yields and price/earnings ratios. Initially, not all sharee are accompanied by these two ratios, but we shall be filling in the holes on this page one by one over ths next fsw months. There are more stock market indicss, better displayed. In particular, we have expanded our coverage of indices from smerging stock markets, both individually and collectively.

Currencies and money

This page has undergone the most radical changes. The bond derivatives and equity futures and equity index options and futures move to new homes, and the space left behind has been devoted to much more comprehensive currency coverage.

The most immediate change to strike the reader, however, is the combination of what were until now two separate articles – on foreign exchange and money markets – into a single market report.

The money market report has abandoned its exclusive UK focus in recent years, providing a report on any money market developments of interest to FT readers, with a special emphasis on the Continent. Thie has led to an increasing degree of overlap between the money market report and the foreign exchange report, since the same developments often needed to be summarised in each place.

Combining the two will allow these two intimately entwined markets to be reported on side by side. As before, however, we remain committed to full reporting of UK money-market activities.

The main currency tables, the pound and dollar tables, have been greatly expanded to show comprehensive rates for a wider set of countries, arranged by geographical region. Mid-ratee are now instantly visible, instesd of requiring mental arithmetic. The cross-rates table has also been expanded.

Derivatives on currencies and short-term interest rates have been gronped alongside the cash markets they reflect. The FT's daily Libor rate has a new home on the page.

Typography and design

The tables now have a consistent "look", drawing on the FT's standard sans-serif typeface, Helvetica. Market reports now have their own livery, again using Helvetica, to distinguish them from news stories and news analyses.

This supplement highlights the most important tables in the Companies and Markets section of the FT, and explains how they work. Not all the tables in the paper are included; but the ones which have undergone most change are covered in the next three pages, as well as a few which are unchanged but are at the heart of our statistical coverage.

We are conscious that many readers may find the change to the new tables inconvenient: eome tables have moved to new pages, others have taken on new shapes. We ask you to bear with us during the early days of inconvenience, until the new presentation becomes as familiar as the old. The old tables stood us in good stead for many years; we say goodbye to them now only because the time has come to usher in their replacements.

Acknowledgements

The work of reassessing and redesigning the tebles has been a huge task, stretching over two years. The undertaking owes a great deal to preparatory work undertaken by Julian Chaffey, then on secondment to the newspaper from FT Analysis.

As always in statistical matters, however, the devil is in the detail. The detailed work has fallen on the table experts of FT Statistics, under the guidance of Adrian Dicke and Gary Hayes. The changes have been accompanied by a complete rebuilding of the computer system which holds the FT's statistical databases, carried out by a team headed by Ian Craig. The design of the new tables has been carried out by the FT's editorial design department, headed by David Case, with much of the detailed typography performed by Phil Hunt. The redesigned pages have been ushered into the paper by Bob Garton of the editorial production team. Mike Gardner, head of editorial information services, kept the project on track.

We are very grateful to thoee of our readers who have responded to our questions about how to improve the tables, or who have taken the trouble to write in with suggestions and comments. There are too many of them to thank individually, but we are very conscious of the effort and time that they devoted. Many thanks to all.

Where the tables have moved

Table	Destination
Long-term interest options/futures	International Capital Markets
UK Gilts prices	International Capital Markets
UK Equity options	with World Stock Markets reports (in UK edition); with London Stock Exchange reports (International Edition)
London recent issues - Equities; FT Equity Indices, other UK Equity tables	with World Stock Markets reports (in UK edition); with London Stock Exchange reports (International Edition)
UK equity options/futures	with London Stock Exchange reports
International options/futures	on World Stock Market prices page
Crossword	on the Commodities page
UK base rates	with Money tables on the Currencies and Money paga
New York rates. short-term Long-term	Currencies page International Capital Markets
FT Guide to World Currencies	moves from Tuesday to Monday

FT INFORMATION SERVICE DIRECTORY

The Information Services Division of the Financial Times provides authoritative business information in a variety of forms, applying expertise and technology to produce knowledge you can rely on.

FT Reader Enquiry Service
A service to readers who have questions about the content of the newspaper. A reasonable fee may be charged for certain enquiries.
Telephone: +44 (0)71 873 4211

Information Consultancy
● FT Business Research Centre
Professional researchers providing a wide variety of on-demand business information.
Telephone: +44 (0)71 873 4102

Printed Information
● McCarthy Information
Comprehensive selection of news and press comment on companies and industries. Available by fax and post.
Telephone: +44 (0)932 761444
● FT Actuaries
Monthly listing of all constituents and monthly publication giving daily statistics.
Telephone: +44 (0)71 873 4613

Telephone Services
● FT Cityline
Constantly updated stock market price information and reports for financial professionals and private investors.
Telephone: +44 (0)71 873 4378

Database Services
● FT PROFILE
Text data from the world's best business journals, news sources, and specialist publications; users connect their PCs to the database.
Telephone: +44 (0)932 761444
● CD-ROMs
Titles include the Financial Times, The Independent, The Daily Telegraph, the Economist and McCarthy Information.
Telephone: +44 (0)932 761444
● FT Analysis
Summary reports on UK and European quoted companies in 18 countries.
● FT Graphite
PC-based equity research and charting system
Telephone: +44 (0)932 761444
● FINSTAT
Electronic access to statistical data from the FT for financial professionals.
Telephone: +44 (0)71 873 4613

Fax Services
● FT Newsfax
Tomorrow's headlines tonight – brief summaries of the top twenty business, economic and political stories faxed at 9pm Monday to Friday.
Telephone: +44 (0)71 873 4871
● FT Cityfax
A comprehensive company briefing document available by fax and post.
Telephone: +44 (0)985 217446

THE FT's NEW STATISTICS

All the fixed interest tables have now been gathered together on a single page, the currencies and money markets page has been revised, and throughout the paper derivatives contracts are now listed alongside their cash markets.

POUND SPOT/FORWARD

Appears: Mon-Sat On: Currencies & Money

POUND SPOT FORWARD AGAINST THE POUND

Oct 29		Closing mid-point	Change on day	Bid/offer spread	Day's Mid high	low	One month Rate	%PA	Three months Rate	%PA	One year Rate	%PA	Bank of Eng. Index
Europe													
Austria	(Sch)	17.475	+0.13	460 - 490	17.38	17.51	17.64	-0.9	17.6475	-1.0	17.5275	-	114.8
Belgium	(BFr)	53.95	+3.505	900 - 000	53.80	54.25	55.57	-3.0	55.41	-2.7	54.94	-1.8	109.8
Denmark	(DKr)	10.005	+0.5554	000 - 010	9.9455	10.0110	10.26	-2.5	10.256	-2.5	10.12	-1.1	113.3
Finland	(FM)	8.5515	+2.8898	536 - 566			8.9715	-		-		-	78.4
France	(FFr)	8.6825	+0.3749	677 - 688	8.6495	8.7080	8.7725	-1.0	8.7625	-0.9	8.7306	-0.6	106.5
Germany	(DM)	2.4875	+0.0225	485 - 490	2.4755	2.4900	2.51	-0.9	2.51	-0.6	2.4962	-0.4	125.2
Greece	(Dr)	382.02	+0.7305	795 - 245				-		-		-	-
Ireland	(I£)	1.051	+0.0389	051 - 051	1.0505	1.0595	1.0582	-0.7	1.0586	-0.7	1.0582	-0.8	100.9
Italy	(L)	2391.75	+135.25	250 - 250	2381.80	2399.25	2483.75	-3.0	2481.75	-2.9	2458.25	-2.8	78.3
Luxembourg	(LFr)	53.95	+0.595	900 - 000	53.80	54.25	55.57	-3.0	55.41	-2.7	54.94	-1.8	-
Netherlands	(Fl)	2.7925	+0.0257	787 - 797	2.7805	2.7975	2.8075	-0.5	2.8075	-0.5	2.7994	-0.2	120.0
Norway	(NKr)	10.825	+0.3775	820 - 830	10.7575	10.8775	10.9	-0.7	10.8675	-0.4		-	86.0
Portugal	(Es)	256.7	+0.15	200 - 200	255.35	256.45	289.79	-5.1	270.12	-5.2		-	-
Spain	(Pta)	198	+0.595	850 - 150	197.85	199.30	206.92	-4.0	206.44	-3.7	206.01	-3.5	88.1
Sweden	(SKr)	12.0175	+0.965	012 - 023	11.8900	12.0570	12.25	-1.9	12.2	-1.5	12.1531	-1.1	74.5
Switzerland	(SFr)	2.16	-0.025	186 - 195	2.1815	2.1955	2.18	1.4	2.165	1.1	2.2162	-1.2	113.9
UK	(£)	1	-		1	1		-		-			81.6
Ecu	-	1.2995	+0.0365	289 - 300	1.2950	1.3040	1.3199	-1.6	1.3197	-1.6	1.3133	-1.1	-
SDR	-	-	-3.4585					-		-		-	-
Americas													
Argentina	(Peso)	0.9998	-0.1244	999 - 000				-		-			-
Brazil	(Cr)	243.7425	+0.5075	740 - 745				-		-		-	-
Canada	(C$)	1.947	+0.001	946 - 947	1.9260	1.9545	1.9176	1.5	1.927	1.0	1.9572	-0.5	81.5
Mexico	(New Peso)	4.6368	+2.2968	836 - 637									-
USA	($)	1.486	-0.037	485 - 487	1.4785	1.4910	1.4415	3.0	1.4522	2.3	1.4609	1.7	66.6
Pacific/Middle East/Africa													
Australia	(A$)	2.2253	-	224 - 227				-					-
Hong Kong	(HK$)	11.5125	-	512 - 514									-
ndia	(Rs)	46.375	-0.625	350 - 400									
Japan	(Y)	161.25	-	750 - 750	160.70	161.75	156	3.3	156.75	2.8	168.1675	-3.1	180.1
Malaysia	(M$)	3.7988	-	796 - 797									-
New Zealand	(NZ$)	2.6773	-	675 - 679									-
Philippines	(Peso)	43.06	-	850 - 250									-
Saudi Arabia	(SR)	5.5866	-	587 - 587									-
Singapore	(S$)	2.3388	-	338 - 339									-
S Africa (Com.)	(R)	5.0065	-	005 - 006									-
S Africa (Fin.)	(R)	6.2335	-	226 - 241									-
South Korea	(Won)	1205.225	-	150 - 300									-
Taiwan	(T$)	39.975	-	900 - 050									-
Thailand	(Bt)	111.61	-	110 - 110				-		-			

Bid/offer spreads in the Pound Spot table show only the last three decimal places. Forward rates are not directly quoted to the market but are implied by current interest rates. Sterling index calculated by the Bank of England. Base average 1985 = 100

Contains the exchange rate of the pound against other leading international currencies, shown as the number of units of each currency equivalent to £1. The bulk of sterling foreign exchange trading volume occurs in the £/$ and £/DM currency pairs. Most other rates are "cross rates", obtained by the banks by calculation from the two principal rates. Thus, the £/BFr rate is typically obtained by a calculation employing both £/DM and DM/BFr.

For each currency, the table shows the day's price, its change on the day, the forward rates one, three and 12 months out and the interest rate implicit in the forward rates.

A similar table is published for the dollar spot and forward. In this case almost all currencies are shown as the number of units equivalent to $1, except for sterling and the Ecu, where the figure shown is the number of dollars per pound or Ecu.

Features

1. Country, arranged by geographical region. The standard FT abbreviation for each currency is also shown.
2. Closing price at late afternoon London time the previous day. This is expressed as a mid-price, half-way between the bid price proposed by a buyer of the currency and the offer price proposed by a potential seller. The bid and offer prices can be obtained from the column indicated in note 3.
3. This column shows the bid/offer spread on the closing price. To use it, replace the last three digits of the mid-price with the number on the bid or offer side of the spread. Thus, if the central rate for the D-Mark is 2.4875 and the bid offer spread is shown as 485-490, the bid price is 2.485 and the offer 2.4490.
4. The high and low mid-prices reached by the currency during the European trading day.
5. The forward rate for delivery in one month.
6. The interest rate implicit in the one-month forward rate, expressed as a rate for the period, not an annualised rate. Where a figure in this column is negative, current interest rates for the foreign currency are higher than the sterling rate (or, in the dollar table, than the dollar rate). Where a figure is positive, the reverse is true.
7. As for one-month rate
8. As for one-month and three-month rates.
9. This column, unconnected with the rest of the table, gives the daily Bank of England index for the value of each country's currency against a basket of its trading partners' currencies. In the Dollar table, this column is replaced with a set of equivalent figures from Morgan Guaranty.

Variants: None

Time data gathered: approximately 5pm

Sources: Competing bid/offer prices from leading banks, as shown on Reuter.

DOLLAR SPOT FORWARD AGAINST THE DOLLAR

Nov 12		Closing mid-point	Change on day	Bid/offer spread	Day's mid high	low	One month Rate	%PA	Three months Rate	%PA	One year Rate	%PA	Morgan G'ty chges %
Europe													
Austria	(Sch)	11.9575	+0.0545	955 - 960	11.9300	11.8600	11.9357	-3.3	11.9897	-2.9	12.154	-2.1	+16.75
Belgium	(BFr)	36.15	+0.05	100 - 200	36.40	36.20	36.29	-8.3	36.58	-5.3	37.35	-3.5	-3.06
Denmark	(DKr)	6.7375	+0.0025	735 - 740	6.7680	6.7475	6.7645	-5.3	6.813	-4.6	6.945	-3.1	+7.79
Finland	(FM)	5.7585	-0.033	748 - 768	5.8150	5.7600	5.6117	-4.2	5.8422	-3.5	5.619	-2.2	-
France	(FFr)	5.8875	-0.005	885 - 890	5.9180	5.8895	5.9119	-4.0	5.9422	-3.4	6.015	-2.1	-6.93
Germany	(D)	1.6915	-	691 - 692	1.6975	1.6890	1.696	-3.2	1.7038	-2.9	1.7208	-1.7	11
Greece	(Dr)	239.75	-2.25	500 - 000	243.00	241.25	245.5	-17.4	254	-19.6	290	-19.8	-
Ireland	(I£)	1.4075	+0.007	407 - 408	1.4050	1.3965	1.3968	3.3	1.3902	3.0	1.3682	2.3	-
Italy	(L)	1657	+0.5	750 - 250	1656.00	1646.25	1664.6	-5.5	1679.7	-5.6	1731.5	-4.5	-35.94
Luxembourg	(LFr)	36.15	+0.05	100 - 200	36.40	36.20	36.29	-8.3	36.58	-5.3	37.35	-3.5	-
Netherlands	(Fl)	1.8985	+0.0015	898 - 890	1.9040	1.8960	1.9017	-3.0	1.9095	-2.8	1.9282	-1.6	+22.31
Norway	(NKr)	7.365	+0.0175	363 - 367	7.3870	7.3640	7.382	-2.4	7.3865	-2.1	7.4655	-1.5	-17.75
Portugal	(Es)	173	-0.35	950 - 050	173.85	173.15	174.615	-8.6	176.875	-8.1	184.65	-6.5	-
Spain	(Pta)	136.65	+0.8	600 - 700	136.30	135.60	136.6	-6.6	137.97	-8.2	142.6	-5.1	-
Sweden	(SKr)	8.205	-0.045	203 - 208	8.2525	8.1725	8.2825	-4.7	8.3345	-4.1	8.49	-2.9	-37.73
Switzerland	(SFr)	1.497	+0.001	497 - 497	1.4990	1.4885	1.4978	-1.5	1.5004	-1.2	1.5008	-0.3	+23.17
UK	(£)	1.483	+0.0045	482 - 484	1.4765	1.4670	1.4753	2.6	1.4704	2.2	1.4515	1.7	-26.86
Ecu	-	1.133	+0.004	133 - 133	1.1315	1.1260	1.1253	3.6	1.1188	3.6	1.1015	2.4	-

UK GILTS PRICES

Appears: Mon-Sat On: Tues-Fri: International Capital Markets/Mon: elsewhere in second section/Sat: Commodities and Bond Prices

UK GILTS PRICES

Notes	Yield Int	Yield Red	Price £	+ or -	1993 High	1993 Low
Shorts" (Lives up to Five Years)						
Treas 8½pc 1994	8.44	5.41	100[illegible]	[illegible]	102[illegible]	100[illegible]
14½pc 1994‡‡	14.11	5.35	102[illegible]	[illegible]	109[illegible]	102[illegible]
Exch 13½pc 1994	13.02	[illegible]	[illegible]	[illegible]	[illegible]	103[illegible]
Treas 10pc Ln 1994‡‡	9.74	[illegible]	[illegible]		[illegible]	102[illegible]
Exch 12½pc 1994	11.85	5.31	105[illegible]	[illegible]	110[illegible]	105[illegible]
Treas 9pc 1994‡‡	8.89	5.29	101[illegible]	—	105[illegible]	103[illegible]
12pc 1995	11.14	5.31	107[illegible]	—	111[illegible]	107[illegible]
Exch 3pc Gas 90-95	3.08	4.76	97¾xd	[illegible]	97¾	94
10¼pc 1995	9.51	5.39	107¼	—	109[illegible]	107[illegible]
Treas 12¾pc 1995‡‡	11.20	5.43	113[illegible]	[illegible]	116[illegible]	113½
14pc 1996	11.93	5.53	117[illegible]	—	120[illegible]	117[illegible]
15¼pc 1996‡‡	12.50	5.65	122[illegible]	[illegible]	125[illegible]	121[illegible]
Exch 13¼pc 1996‡‡	11.28	5.65	117[illegible]	[illegible]	120[illegible]	115[illegible]
Conversion 10pc 1996	8.98	5.81	111[illegible]	[illegible]	112[illegible]	108[illegible]
Treas 13¼pc 1997‡‡	10.97	5.98	120[illegible]	[illegible]	122[illegible]	118½
Exch 10½pc 1997	9.27	5.98	113[illegible]	[illegible]	114[illegible]	110[illegible]
Treas 8¾pc 1997‡‡	8.01	6.01	108[illegible]	[illegible]	109[illegible]	105[illegible]
Exch 15pc 1997	11.50	6.20	130[illegible]	[illegible]	132[illegible]	127[illegible]
9¾pc 1998	8.65	6.22	112[illegible]	[illegible]	113[illegible]	109[illegible]
Treas 7¼pc 1998‡‡	6.95	6.12	104¼	[illegible]	104[illegible]	99[illegible]
7¼pc 1998 B‡‡	-	6.14	0	—	104[illegible]	101[illegible]
Treas 6¾pc 1995-98‡‡	6.64	5.54	101[illegible]	[illegible]	101[illegible]	97[illegible]
14pc '96-1	10.84	6.46	129[illegible]	[illegible]	129[illegible]	125[illegible]
Five to Fifteen Years						
Treas 15½pc '98‡‡	11.25	6.54	137[illegible]	[illegible]	138[illegible]	133[illegible]
Exch 12pc 1998	9.74	6.48	123[illegible]xd	[illegible]	124[illegible]	118[illegible]
Treas 9½pc 1999‡‡	8.39	6.40	113[illegible]	[illegible]	114[illegible]	108[illegible]
Exch 12¼pc 1999	[illegible]	6.53	125[illegible]	[illegible]	128[illegible]	120[illegible]
Treas 10½pc 1999	8.87	6.46	118[illegible]	[illegible]	119[illegible]	112[illegible]
Treas 6pc 1999 (£60 paid)‡‡	60½	—	60½	—	[illegible]	[illegible]
Conversion 10¼pc 1999	8.68	6.50	118[illegible]xd	[illegible]	119[illegible]	112[illegible]
9pc 2000‡‡	8.00	6.48	112[illegible]	[illegible]	113[illegible]	108
Treas 13pc 2000	9.80	6.74	132[illegible]	[illegible]	133[illegible]	125½
[illegible]	[illegible]	6.74	117[illegible]	[illegible]	[illegible]	[illegible]
8pc 2003 A‡‡	7.42	6.87	107[illegible]xd	—	109[illegible]	102[illegible]
10pc 2003	8.26	6.96	120[illegible]	[illegible]	122[illegible]	109[illegible]
Treas 11½pc 2001-4	9.20	7.00	124[illegible]	[illegible]	126[illegible]	115[illegible]
Funding 3½pc '99-4	4.41	6.06	79¼	[illegible]	81[illegible]	67[illegible]
Conversion 9½pc 2004	8.06	7.02	117[illegible]xd	[illegible]	181	105[illegible]
Treas 6¾pc 2004	-	6.88	48[illegible]	[illegible]	50[illegible]	47[illegible]
9½pc 2005	8.04	7.05	118[illegible]	[illegible]	120[illegible]	105[illegible]
Treas 12½pc 2003-5	9.18	7.27	136[illegible]xd	[illegible]	138[illegible]	124[illegible]
7¾pc 2006‡‡	7.39	7.06	104[illegible]	[illegible]	106[illegible]	94[illegible]
8pc 2002-6‡‡	7.57	7.04	105¾	[illegible]	107[illegible]	94[illegible]
Treas 11¾pc 2003-7	9.10	7.24	129[illegible]	[illegible]	131[illegible]	118[illegible]
Treas 8½pc 2007‡‡	7.66	7.13	110[illegible]	[illegible]	112[illegible]	97[illegible]
13½pc '04-8	9.38	7.27	144	[illegible]	146[illegible]	131[illegible]
Over Fifteen Years						
Treas 9pc 2008‡‡	7.77	7.15	115⅞	[illegible]	117[illegible]	101¼
8pc 2009	7.49	7.18	106[illegible]	[illegible]	108[illegible]	92[illegible]
Conv 9pc Ln 2011‡‡	7.71	7.21	118[illegible]	[illegible]	119[illegible]	100[illegible]
9pc 2011 (£50 [illegible])‡‡	-	7.21	49[illegible]	[illegible]	82[illegible]	40[illegible]
Treas 9pc 2012‡‡	7.67	7.20	117[illegible]	[illegible]	119[illegible]	100[illegible]
Treas 5½pc 2008-12‡‡	6.41	6.78	85[illegible]	[illegible]	87[illegible]	70[illegible]
Treas 8pc 2013‡‡	7.44	7.19	107[illegible]	[illegible]	109[illegible]	93[illegible]
7¾pc 2012-15‡‡	7.35	7.12	105[illegible]	[illegible]	107[illegible]	89[illegible]
Treas 8¾pc 2017‡‡	7.51	7.18	116[illegible]	[illegible]	118[illegible]	97[illegible]
Exch 12pc '13-'17	8.17	7.36	146[illegible]	[illegible]	149[illegible]	125[illegible]
Undated						
Consols 4pc	7.44	-	53¼	[illegible]	54[illegible]	43[illegible]
War Loan 3½pc‡‡	7.28	-	48[illegible]xd	[illegible]	49[illegible]	38[illegible]

Notes		Yield (1)	Yield (2)	Price £	+ or -	1993 High	1993 Low
Index-Linked							
Treas. 2pc '94	(74.6)	-	-	136[illegible]xd	[illegible]	136½	131[illegible]
2pc '96	(67.9)	1.30	1.39	202¼	[illegible]	203[illegible]	194[illegible]
4⅝pc '98‡‡	(135.6)	1.55	1.55	112[illegible]xd	[illegible]	112[illegible]	108[illegible]
2½pc '01	(78.3)	2.46	2.46	171[illegible]	[illegible]	172[illegible]	158
2½pc '03	(78.8)	2.64	2.64	180[illegible]	[illegible]	180[illegible]	155
4⅜pc '04‡‡	(135.6)	2.66	2.66	114[illegible]	[illegible]	115[illegible]	106½
2pc '06	(69.5)	2.70	2.70	179[illegible]	[illegible]	179[illegible]	159[illegible]
2½pc '09	(78.8)	2.86	2.86	162[illegible]	[illegible]	163[illegible]	144
2½pc '11	(74.6)	2.92	2.92	168[illegible]	[illegible]	170[illegible]	148[illegible]
2½pc '13	(89.2)	2.96	2.96	140	[illegible]	149[illegible]	122[illegible]
2½pc '16	(81.6)	3.00	3.00	150[illegible]	[illegible]	151[illegible]	130[illegible]
2½pc '20	(83.0)	3.05	3.05	145[illegible]	[illegible]	148[illegible]	134[illegible]
2½pc '24‡‡	(97.7)	3.05	3.05	122[illegible]	[illegible]	123[illegible]	102[illegible]
4⅛pc '30‡‡	(135.1)	3.07	3.07	121[illegible]	[illegible]	123[illegible]	103[illegible]

Prospective real redemption rate on projected inflation of (1) 10% and (2) 5%. (b) Figures in parentheses show RPI base for indexing (ie 8 months prior to issue) and have been adjusted to reflect rebasing of RPI to 100 in January 1987. Conversion factor 3.945. RPI for February 1993: 138.8 and for September 1993: 141.9.

Other Fixed Interest

Notes	Yield Int	Yield Red	Price £	+ or -	1993 High	1993 Low
African Dev 11¼ 2010	8.32	7.49	133[illegible]	—	135	115[illegible]
Asian Dev 10¼pc 2009	8.18	7.45	125¼	—	126[illegible]	106[illegible]
B'ham 11½pc 2012	8.81	8.30	130½	—	131¼	114
Inland Cap 8½pc '10	7.83	-	109[illegible]	—	120	95
9pc Cap 1996	8.91	-	101	—	116	87½
13pc '97-2	11.46	-	113½	—	120	110
Hydro Quebec 15pc 2011	9.39	8.42	159[illegible]	—	162[illegible]	138[illegible]
Leeds 13½pc 2006	9.51	8.26	142	—	143¼	128
Liverpool 3½pc Irred	8.43	-	41½	—	42	34
LCC 3pc '20 Aft	8.00	-	37½	—	38	30½
Manchester 11½pc 2007	9.02	8.19	127½	—	129¼	114

Prices are shown in pounds sterling for all the UK gilt-edged securities currently in issue except those in which a market cannot be maintained because the nominal amount of stock outstanding is insufficient. They are divided by maturity and by type.

A few long-term sterling debt instruments from private issuers are also shown under Other Fixed Interest.

Features

1. Name of issue, 'coupon' interest rate (interest rate paid as per cent of the face value of the bond) and redemption year/split years (year when the capital will be repaid)
2. Interest yield: interest payment as per cent of closing price.
3. Redemption yield: total return received from holding to maturity, including capital gains or losses made at redemption
4. Closing price of the bond in yesterday's trading. Following London convention, prices are expressed in pounds and fractions of a pound up to 32nds.
5. Change in price since previous day
6. Highest and lowest price this year, based on intra-day trading. In early part of the year, this column shows highest and lowest price since beginning of previous year.
7. Index-linked gilts protect investors against inflation by adjusting both interest and redemption values in line with changes in the retail prices index (RPI). The table shows projected real redemption yield on two different assumptions about inflation (as detailed in footnote).
8. Figures in parentheses show RPI base for indexing, ie, RPI 6 months before issue, assuming Jan 1987 = 100. The two most recent relevant RPI values are also shown below.
9. Indicates that stock is currently ex-dividend. Purchasers are no longer eligible for the most recent dividend.
10. Symbol ‡‡ indicates that stock is free of tax to residents abroad (a "Fotra bond"). To receive interest gross, non-resident investors must apply to UK tax authorities in respect of each bond held.
11. Debt from issuers other than UK government.

Variants: Monday's paper shows percentage price change on week, total amount of stock in issue (£m), the last ex-dividend date for interest, and the interest due dates (redemption date is normally the last date shown). Where available, the Cityline telephone number for each security is also shown.

Time data gathered: London Stock Exchange collects these prices up to 4.30pm London time.

Sources: London Stock Exchange; and Warburgs for Index-Linked prices.

FT-ACTUARIES FIXED INTEREST INDICES

Appears: Tues-Sat On: Tues-Fri: International Capital Markets Sat: Commodities and Bond prices page

FT-ACTUARIES FIXED INTEREST INDICES

Price Indices UK Gilts	Tuesday Nov 6	Day's change %	Monday Nov 6	Accrued interest	xd adj. ytd
1 Up to 5 years (25)	128.96	+0.03	128.91	1.96	10.03
2 5-15 years (23)	[illegible]	[illegible]	[illegible]	[illegible]	[illegible]
3 Over 15 years (9)	177.34	+0.67	176.17	2.88	10.04
4 Irredeemables (6)	205.92	+0.78	204.34	0.38	13.47
5 All stocks (83)	151.81	+0.31	151.35	1.92	10.93
Index-linked					
6 Up to 5 years (5)	190.08	+0.03	190.02	0.63	4.28
7 Over 5 years (2)	185.84	+0.17	186.53	0.93	4.29
8 All stocks (11)	186.26	+0.16	185.98	0.88	4.27
Debentures and Loans					
9 Debs & Loans (65)	143.10	+0.48	142.42	2.22	9.75

Yields	Low coupon yield Nov 9	Nov 8	Yr. ago	Medium coupon yield Nov 9	Nov 8	Yr. ago	High coupon yield Nov 9	Nov 8	Yr. ago
5 yrs	[illegible]	[illegible]	[illegible]	8.36	8.36	7.12	8.60	6.62	7.37
15 yrs	[illegible]	[illegible]	[illegible]	7.16	7.26	8.47	7.36	7.45	8.76
20 yrs	7.15	7.22	8.36	7.28	7.30	8.79	7.40	7.47	8.88
Irred.†	7.27	7.33	8.71						

Index-linked	Inflation 5% Nov 9	Nov 8	Yr. ago	Inflation 10% Nov 9	Nov 8	Yr. ago
Up to 5 yrs	2.32	2.38	2.30	1.85	1.88	1.56
Over 5 yrs	3.14	3.16	3.67	2.97	2.98	3.50

Debentures and Loans	5 year yield Nov 9	Nov 8	Yr. ago	15 year yield Nov 9	Nov 8	Yr. ago	20 year yield Nov 9	Nov 8	Yr. ago
Debs & Loans	7.71	7.89	8.70	8.15	8.22	9.77	8.31	8.35	9.90

Average gross redemption yields are shown above. Coupon Bands: Low: 0%-7¾%; Medium: 8%-10¾%; High: 11% and over. † Flat yield. ytd Year to date.

Index of liquid UK fixed income securities, mostly government bonds ("gilts"), divided by maturity, coupon and type. Provides a more consistent measure of long-term interest rates than any individual security.

Features

1. Government debt grouped by maturity - short-term, medium-term and long term.
2. Number of issues included in each category
3. Index at yesterday's close
4. Price change, expressed as a percentage.
5. Previous day's close
6. Accrued interest: Total amount of accrued interest in the market value of stocks in that day, divided by the base value of the index.
7. Ex-dividend adjustment shows the amount of income that a holder of a portfolio of stocks proportionate to the index would have received, credited on the ex-dividend date for each stock.
8. Gross redemption yield on short-term, medium term and long-term government debt. Redemption yield is the total return received from holding to maturity, including capital gains or losses made at redemption. The figure is shown for each of three categories of debt: low coupon, medium coupn and high coupon.
9. Previous day's yield
10. Yield approximately 1 year ago.
11. Yield on short and medium-term index-linked gilts. Index-linked gilts protect investors against inflation by adjusting both interest and redemption values in line with changes in the retail prices index (RPI). The table shows projected real redemption yield on two different assumptions about inflation.
12. Debentures and fixed interest loans from private lenders.

Variants: Sat: includes year's high and low on each yield group

Time data gathered: 4.30pm

Sources: London Stock Exchange prices

BENCHMARK GOVERNMENT BONDS

Appears: Tuesday-Saturday On: Tues-Fri: International Capital Markets Sat: Commodities and Bond Prices

BENCHMARK GOVERNMENT BONDS

	Coupon	Red Date	Price	Day's change	Yield	Week ago	Month ago
Australia	10.[illegible]	[illegible]	121.[illegible]	+0.[illegible]	[illegible]	[illegible]	[illegible]
Belgium	9.[illegible]	[illegible]	111.[illegible]	-[illegible]	[illegible]	[illegible]	[illegible]
Canada ©	7.500	12/03	103.5000	+0.050	7.01	7.16	6.97
Denmark	8.000	05/03	108.3000	+0.050	6.78	6.89	6.72
France BTAN	3.500	05/98	108.8500	+0.040	5.85	6.16	6.19
OAT	3.750	10/03	104.3700	-0.050	6.32	6.32	6.32
Germany	6.500	07/03	102.3300	-0.570	6.17	6.16	6.29
Italy	11.000	06/03	108.0000	-	10.11†	10.11	10.12
Japan No 119	[illegible].800	05/98	106.5210	+0.160	3.44	3.60	3.89
No 157-4	[illegible].600	03/03	104.3490	+0.150	3.98	4.13	4.36
Netherlands	6.500	04/03	103.7400	-0.180	5.97	6.02	6.14
Spain	10.500	10/03	107.1000	-0.500	9.25	9.31	9.16
UK Gilts	9.750	01/98	112-04	+6/32	6.44	6.53	6.40
	8.000	06/03	106-28	+16/32	7.01	7.01	6.95
	8.000	10/03	115-03	+21/32	7.33	7.34	7.36
US Treasury ©	5.750	08/03	102-25	+21/32	5.75	5.75	5.75
	6.250	08/23	103-04	+46/32	6.02	6.00	6.20
ECU (French Govt)	8.000	04/03	108.6100	-0.290	6.74	6.86	6.74

London closing, ©New York mid-day. Yields: Local market standard
† Gross annual yield (including withholding tax at 12.5 per cent payable by non-residents)
Prices: US, UK in 32nds, others in decimal. Source: MMS International

Prices and yields from the largest, most liquid markets for government bonds. 10-year benchmarks are shown for all countries; additional bonds are shown for some key markets. Additional markets will be added over coming months, as space permits.

Features

1. Coupon: Interest rate paid as per cent of the face value of the bond
2. Redemption date: date the capital will be repaid
3. Price: closing price of the bond in yesterday's trading. Prices are expressed in the measures commonly used in local markets. Thus, US and UK prices are shown in 32nds, others in decimals.
4. Change: change in price since previous day
5. Yield: return calculated according to local market conventions. Note that differences in these conventions significantly affect the calculation of yield.
6. Week ago: closing yield on the same day of the previous week
7. Month ago: closing yield on the same day 4 weeks ago.
8. Footnote indicating treatment of Italy's withholding tax for non-residents
9. Name of individual issue. France: Bons du Trésor a taux annuel normalisé (BTANs); Obligations Assimilables du Trésor (OATs). In Japan, individual issues are numbered for easy identification.

Variants: None

Time data gathered: 5pm London time for all markets, except that in later editions of the FT the US and Canadian prices are taken around 4:30pm Eastern standard time. These later North American prices are indicated by an asterisk.

Source: MMS International.

EXCHANGE CROSS RATES

Appears: Mon-Sat On: Currencies & Money

EXCHANGE CROSS RATES

Nov 10		BFr	DKr	FFr	DM	I£	L	Fl	NKr	Es	Pta	SKr	SFr	£	C$	$	Y	Ecu
Belgium	(BFr)	1	19.01	16.21	4.596	1.986	4443	6.165	20.17	474.8	372.4	22.65	4.029	1.856	3.787	2.878	301.3	2.436
Denmark	(DKr)	52.60	10	8.524	2.417	1.044	2337	2.777	10.61	249.7	195.9	11.91	2.119	0.976	1.992	1.514	158.5	1.280
France	(FFr)	61.70	11.73	10	2.836	1.225	2741	3.187	12.45	293.0	229.8	13.98	2.486	1.145	2.337	1.776	185.9	1.502
Germany	(DM)	21.76	4.137	3.527	1	0.432	966.8	1.124	4.389	103.3	81.03	4.929	0.877	0.404	0.824	0.626	65.56	0.530
Ireland	(I£)	50.36	9.575	8.162	2.314	1	2238	2.601	10.16	239.1	187.5	11.41	2.029	0.936	1.907	1.449	151.7	1.226
Italy	(L)	2.251	0.428	0.365	0.103	0.045	100.	0.116	0.454	10.69	8.381	0.510	0.091	0.042	0.085	0.065	6.781	0.055
Netherlands	(Fl)	19.36	3.681	3.138	0.890	0.384	860.2	1	3.905	91.92	72.09	4.386	0.780	0.360	0.733	0.557	58.33	0.471
Norway	(NKr)	49.57	9.425	8.034	2.278	0.984	2203	2.561	10	235.4	184.6	11.23	1.997	0.920	1.877	1.427	149.4	1.207
Portugal	(Es)	21.06	4.004	3.413	0.968	0.416	935.8	1.088	4.248	100.	78.42	4.771	0.848	0.391	0.798	0.606	63.45	0.513
Spain	(Pta)	26.85	5.106	4.352	1.234	0.533	1193	1.387	5.417	127.5	100.	6.083	1.082	0.498	1.017	0.773	80.91	0.654
Sweden	(SKr)	44.14	8.393	7.154	2.029	0.877	1961	2.280	8.905	209.6	164.4	10	1.778	0.819	1.672	1.270	133.0	1.075
Switzerland	(SFr)	24.82	4.719	4.023	1.141	0.493	1103	1.282	5.007	117.9	92.43	5.623	1	0.461	0.940	0.714	74.79	0.604
UK	(£)	53.88	10.24	8.732	2.478	1.070	2394	2.783	10.87	255.8	200.6	12.20	2.171	1	2.040	1.550	162.3	1.312
Canada	(C$)	26.41	5.021	4.280	1.214	0.524	1173	1.364	5.327	125.4	98.33	5.982	1.064	0.490	1	0.760	79.56	0.643
US	($)	34.75	6.607	5.632	1.597	0.690	1544	1.795	7.010	165.0	129.4	7.872	1.400	0.645	1.316	1	104.7	0.846
Japan	(Y)	331.9	63.10	53.79	15.25	6.590	14747	17.14	66.95	1576	1236	75.19	13.37	6.160	12.57	9.551	1000.	8.080
Ecu		41.08	7.810	6.657	1.886	0.816	1825	2.122	8.286	195.0	153.0	9.305	1.655	0.762	1.556	1.182	123.8	1

Yen per 1,000; Danish Kroner, French Franc, Norwegian Kroner and Swedish Kronor per 10; Belgian Franc, Escudo, Lira and Peseta per 100.

This table shows foreign exchange cross rates for the main developed economies and the Ecu. Currencies are listed in the order used in the pound and dollar spot tables, putting Europe first, then North America, then Asia/Pacific. These figures are derived by calculation, rather than being those offered by individual banks

Features

1. Country name, with abbreviation of currency shown in brackets.
2. Currency abbreviation - for key see column at left of table.
3. Yen, shown in thousands.
4. Shown in tens
5. Shown in hundreds.
6. Date on which rates were taken, at London market close.

Variants: None

Time data gathered: 5pm

Source: Derived by calculation from data in pound spot table.

STANDARD FORMAT FOR FUTURES & OPTIONS CONTRACTS

■ **THREE MONTH EURODOLLAR (IMM)** $1m points of 100%

	Open	Sett price	Change	High	Low	Est. vol	Open int.
Dec	96.45	96.48	-0.01	96.49	96.46	53,751	325,898
Mar	96.43	96.40	-0.02	96.45	96.40	144,186	381,848
Jun	96.14	96.11	-0.02	96.16	96.10	145,867	271,272
Sep	95.86	95.83	-0.03	95.89	95.83	110,390	203,097

■ **EUROMARK OPTIONS (LIFFE)** DM1m points of 100%

Strike Price	CALLS Dec	CALLS Mar	CALLS Jun	PUTS Dec	PUTS Mar	PUTS Jun
9375	0.14	0.82	1.28	0.05	0.02	0.02
9400	0.04	0.59	1.06	0.20	0.04	0.04
9425	0.02	0.38	0.82	0.43	0.08	0.08

Est. vol. total, Calls 2860 Puts 2385. Previous day's open int., Calls 234786 Puts 114179

All financial futures contract prices are now shown in the same format, throughout the FT. The headings include the name of the contract and the place it is listed, together with any supporting information.

The futures format includes opening prices, settlement price, change on the day, intra-day high and low, estimated volume and the previous day's open interest.

The options format includes where available prices of puts and calls for the next three periods for each contract. Volume and open interest, where available, are shown in a footnote.

NB POWER

to need ... to proceed. In the Ukraine, unable and ... Electricité de France, told the ...

THE FT's NEW STATISTICS

The listing of short-term interest rates has been brought up to date, there is much more data available on international stocks, and the commodities tables have been grouped by commodity rather than by place of trading.

WORLD STOCK MARKETS - SHARE PRICES

Appears: Mon-Sat **On:** World Stock Markets pages



This table contains share prices of major international companies. In the UK edition of the FT, it is confined to one page; in the international edition, there are more comprehensive listings of US stocks, and the table extends to three pages.

Shares are listed alphabetically within countries. In the first edition of the *FT, North* American prices are taken at 3pm eastern time. In later *editions, including the one which* reaches readers on the Continent, North American closing prices are shown. The time at which North American prices were taken is indicated at the head of the page each day.

There is no fee for inclusion on this page. The selection of stocks is made by the staff of FT Statistics, bearing in mind the need to reflect a broad spectrum of large, liquid shares.

Features

1. Name of country. Date of share price *report and currency* in which it is denominated are also noted.
2. *Name of security.* In general, only the primary line of a company's equity is shown.
3. Yesterday's price. This is usually the price at which the last trade took place.
4. Highest and lowest intra-day price achieved in current year.
5. Dividend yield, where available. Yields are calculated *by local information* vendors in most cases, but the general rule is:

Yield =
most recent 12 months dividends per share
divided by
share price.
expressed as a percentage

6. Price/earnings ratio, as *calculated by local information* vendors in most cases. The general rule is:

Price/earnings ratio =
share price
divided by
most recent 12 months earnings per share.

In Europe, p/e ratios are currently not available, but will be added in the coming weeks. Note that though every effort is made to give p/e ratios on a broadly comparable basis, differences between national accounting conventions produces widely differing earnings figures for companies of similarprofitability.

Company's annual report is available from FT Free Annual Report Service. (Call 081-643-7181 for details; this service only applies to UK and Japanese stocks at the moment.)

Variants: None

Time data gathered: *Up till* 10pm. Every effort is made to get closing New York stock *exchange prices* into the main Continental edition.

Source: Telekurs, FT database.

WORLD STOCK MARKET INDICES

Appears: Mon-Sat **On:** World Stock Markets pages

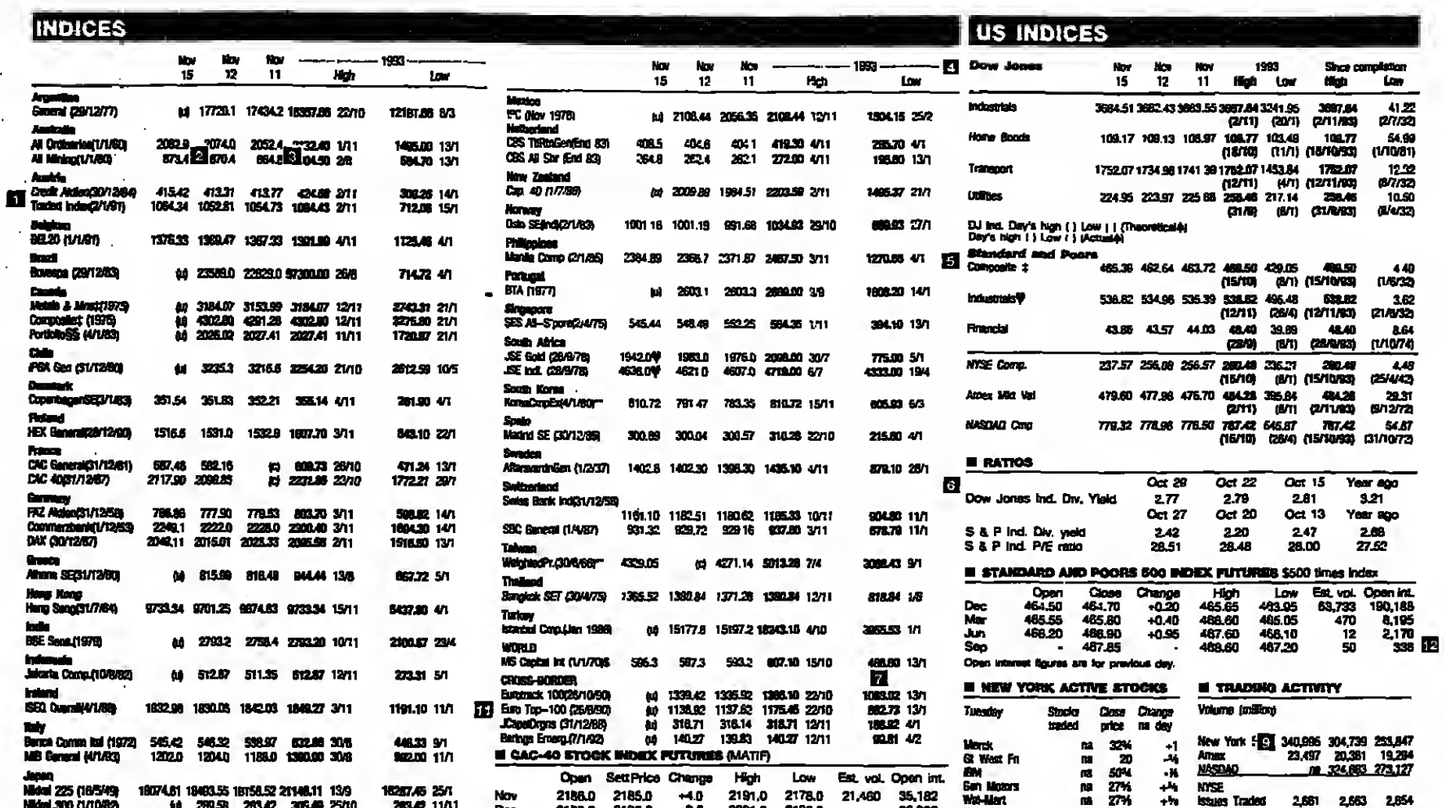

Equity market indices from major stock *markets worldwide. Indices quoted are* those used as the main day-to-day local benchmarks of leading shares. Where *more than one index is shown for any* country, the second is often a wider *measure*, including second-tier stocks. Cross border indices are also shown. Indices sponsored by the FT appear elsewhere in the paper.

The table also includes supporting data for key US indices, along with the most active stocks on the New York Stock Exchange and some indicators of trading activity. Two stock index futures are currently quoted on this page. Others will be added in the coming months.

Features

1. Name of index and base date. Base values are 100 except where shown in footnote.
2. Values for most recent day and two preceding ones, where available by *press-time.*
3. High and low figures for the current year, together with the date on which *they occurred. In early part of the year,* this column shows highest and lowest price since beginning of previous year.
4. The four main Dow-Jones Indices, together with highs and lows since compilation. For the D-J Industrial Average, intra-day high and low are shown, calculated in two ways: the actual figure report on a minute by minute basis, and a theoretical figure compiled by taking the highest and lowest levels reached by each of the constituent shares. Both figures are shown.
5. The three main Standard and Poor's Indices. The S&P Composite is also known as the S&P 500. 5. Other key US *indices*
6. Dividend yields on the Dow-Jones Industrial Average and the S&P Industrials, and the price/earnings ratio on *the S&P Industrials, as calculated* by the publishers of the indices. The exact procedure for calculating these figures varies from source to source, but the general definitions are:

Yield =
Most recent 12 months dividends per share
divided by
share price expressed as a percentage

P/E ratio =
share price
divided by
most recent 12 months earnings per share.

7. In early editions of the FT, including the main Continental edition, the latest closing figures are shown for Europe and the Far East. US and Canadian indices, *on these editions, are as of the close on* the day before. Later editions show most recent close for all the markets. Some cross-border indices include previous *day's prices.*
8. A selection of the most active large-capitalisation US stocks, with volume of shares traded. In early editions of the FT these are shown as at the close two days before the date of publication.
9. Trading activity on the main US exchanges.
10. Supplementary figures from the New York Stock Exchange, including the number of issues traded yesterday, the number of issues which rose, the number which fell and those that remained unchanged on the day, together with those posting new 52-week highs and lows.
11. *Full details of the FT-Actuaries World* Index are published each day on the page that carries the World Stock Market *report. Cross-border and world indices* listed here include the Morgan Stanley/Capital International World Index, the FT-SE Eurotrack 100, the European *Options Exchange Euro-Top 100 (from* Amsterdam), the James Capel Dragons index of south-east Asian markets, and the Barings Emerging Markets Index. The IFC emerging markets index, which is calculated weekly, is published every Thursday on the page that carries the World Stock Markets reports. More details of the Baring indices will be published on Mondays in future.
12. Stock index futures on France's 40-share CAC-40 index and the 500-share S&P Composite index are published in this table. Data includes opening and closing prices, change, high and low on the day and volume. Open interest *figures, also included, are published a* day in arrears.

Variants: None

Time data gathered: up till 10pm London time

UK INTEREST RATES

Appears: Mon-Sat **On:** Currencies & Money



This table carries sterling interest rates for a variety of short term instruments and deposits.

Features

1. Interbank rates in sterling quoted by leading banks, shown for periods ranging from overnight to one year.
2. Sterling CD's: "certificates of deposit issued in sterling by UK banks and in which a secondary market exists. These carry a slightly higher rate than interbank loans." (The Financial Times Guide to Using the Financial Pages, by Romesh Vaitilingham, with additional material by Emma Tucker, Financial Times/Pitman, London 1993.)
3. *Treasury Bills: short-term* sterling government instruments.
4. Bank Bills: short-term sterling instruments issued by financial institutions.
5. Local authority deposits: interest rate on money lent to local authorities.
6. The footnote lists various official government rates, such as those set by the Inland Revenue.

This table will also include clearing bank base rates.

Variants: None

Time data gathered: up to 5pm

Source: Various

INTERNATIONAL MONEY RATES

Appears: Mon-Sat **On:** Currencies & Money page

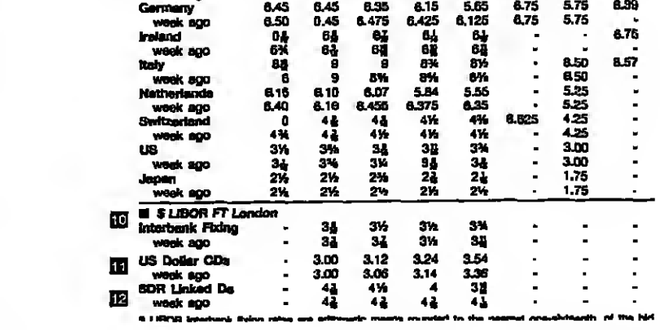

Contains key international short-term interest rates, including the daily FT calculation of the dollar London Interbank Offer Rate (Libor).

Features

1. Country name
2. Rate on overnight money
3. Rate on one-month money
4. Rate on three-month money
5. *Rate on six-month money*
6. Rate on one-year money
7. Lombard rate, for those continental countries that operate this system of interest-rate management.
8. Discount rate: different countries use the discount rate for slightly different purposes, since short-term money market management techniques vary from central bank to central bank.
9. Repo rate: rate on central bank "repos" for those countries that make use of this technique.
10. London dollar Libor, fixed by the FT by taking rates from four *reference* banks at 11am each working day. For bank details, see footnote to table.
11. Dollar certificates of deposit
12. Deposits linked to the IMF's Special Drawing Rights.

Note: long-term New York money rates formerly carried on this page have now been moved to the International Capital Markets page, along with other international long-term interest rates.

Variants: None

Time data gathered: up to 5pm

Source: Various

COMMODITIES PRICES

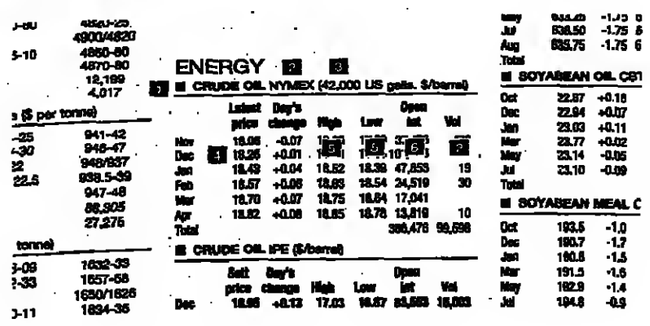

The commodity price tables have been redesigned for a number of reasons. One is to include more information, such as the day's price change, and the level of open interest. Another is to make them more readable.

The most radical change is to regroup the tables by commodity rather than by exchange as in the past. Thus, the tables now appear under a set of group headings: base metals, precious metals, energy, grains and oil seeds, softs and meat and livestock.

This will enable readers with an interest in a particular commodity to find all the relevant prices under a single heading rather than having to hunt for them under different exchanges. For example, the energy section contains oil and gas prices from both the NYMEX and the IPE.

We shall also be carrying the widely followed CRB commodity price index in addition to the Reuters index.

David Lascelles

Features

1. The name of the commodity
2. The exchange on which it is traded
3. The lot size (where applicable), the currency and pricing unit of the contract.
4. The settlement price, and change on the day (in early editions these may contain interim prices from US exchanges).
5. The high and low for each monthly position.
6. The open interest (amount of uncovered forward trades) for each position.
7. The number of lots traded.
8. Prices are normally given up to six traded months out.

THE FT's NEW STATISTICS

After the big changes of recent years, the London stock market tables remain largely unaffected by the latest developments. A new Key Indicators table summarises the day's moves, and introduces the FT's own calculation of the yield ratio.

FT-SE ACTUARIES UK SERIES OF INDICES

Appears: Tues-Sat **On:** London stock market page

FT - SE Actuaries Share Indices

	Oct 20	Day's chge%	Oct 19	Oct 18	Oct 15	Year ago	Div. yield%	Earn. yield%	P/E ratio	Xd adj. ytd	Total Return
FT-SE 100	3129.8	—	3129.8	3137.6	3120.6	2845.7	3.75	5.49	22.62	84.66	1140.52
FT-SE Mid 250	3486.8	—	3486.8	3489.9	3479.8	2464.2	3.50	5.76	21.12	83.12	1256.45
FT-SE Mid 250 ex Inv Trusts	3485.8	—	3485.8	3486.8	3481.5	2489.4	3.61	6.16	19.83	85.44	1253.84
FT-SE-A 350	1560.7	—	1560.7	1563.6	1558.6	1270.8	3.70	5.55	22.26	41.10	1164.92
FT-SE SmallCap	1792.12	—	1792.11	1791.91	1788.09	-	3.08	3.82	35.87	37.58	1358.21
FT-SE SmallCap ex Inv Trusts	1777.90	—	1777.89	1777.16	1774.38	-	3.28	4.23	33.48	39.65	1344.46
FT-A ALL-SHARE	1545.92	—	1545.82	1548.78	1541.91	1246.08	3.66	5.44	22.82	40.20	1174.38

FT-Actuaries All-Share

	Oct 20	Day's chge%	Oct 16	Oct 18	Oct 15	Year ago	Div. yield%	Earn yield%	P/E ratio	Xd adj. ytd	Total Return
1 CAPITAL GOODS(215)	1056.57	—	1056.57	1060.97	1060.08	760.37	3.67	4.00	32.75	29.67	1253.14
2 Building Materials(28)	1191.76	—	1191.78	1192.81	1182.36	721.43	3.84	2.89	50.29	32.06	1392.86
[1] 3 Contracting, Construction(29)	[2]	[3]	[4]	[4]	[4]	[4]	[5]	[6]	[7]	[8]	[9]
4 Electricals(15)	[illegible]	—	[illegible]	[illegible]	[illegible]	[illegible]	[illegible]	[illegible]	[illegible]	[illegible]	[illegible]
5 Electronics(39)	2896.15	—	2896.15	2907.82	2881.69	2046.60	3.01	5.75	21.26	65.49	1269.46
47 Water(13)	3890.34	—	3890.34	3886.06	3882.22	3013.30	4.56	11.10	8.95	106.71	1257.97
48 Miscellaneous(32)	2444.25	—	2444.25	2480.84	2470.30	2235.65	4.32	7.83	14.93	83.01	1025.22
49 INDUSTRIAL GROUP(596)	1549.31	—	1549.31	1550.81	1543.79	1317.62	3.67	6.07	20.09	39.42	1112.41
[10] 51 Oil & Gas(17)	2761.20	—	2761.20	2741.74	2733.28	2116.60	4.08	5.80	21.57	84.22	1278.57
[11] 59 "500" SHARE INDEX(616)	1654.57	—	1654.57	1654.69	1647.46	1391.50	3.72	6.04	20.24	43.04	1129.08
61 FINANCIAL GROUP(91)	1202.16	—	1202.16	1215.73	1210.27	789.95	3.59	3.13	47.49	33.51	1424.85
[illegible] Banks(9)	1654.99	—	1654.99	[illegible]	[illegible]	1074.22	3.25	3.79	36.27	45.27	1438.43

Hourly movements [12]

	Open	9.00	10.00	11.00	12.00	13.00	14.00	15.00	16.10	High/day	Low/day
FT-SE 100	3104.6	3101.8	3110.1	3110.3	3112.6	3121.7	3125.3	3121.4	3120.0	3126.7	3100.9
FT-SE Mid 250	3469.3	3470.2	3470.1	3472.0	3473.3	3476.1	3478.0	3479.3	3479.2	3479.8	3469.3
FT-SE-A 350	1549.4	1548.3	1551.5	1551.7	1552.9	1556.6	1558.2	1556.8	1556.2	1558.8	1547.9

[13] FT-SE Actuaries 350 Industry baskets

	Open	9.00	10.00	11.00	12.00	13.00	14.00	15.00	16.10	Close	Previous	Change
Construction	1975.6	1974.2	1676.7	1678.9	1980.8	1980.8	1982.0	1982.0	1981.5	1982.0	1674.9	+7.1
Health & H'hold	1097.9	1096.6	1098.6	1097.7	1098.6	1101.7	1102.9	1099.5	1098.2	1097.3	1068.3	+9.0
Water	1609.9	1608.7	1606.6	1603.7	1603.9	1605.3	1606.7	1606.1	1604.2	1604.2	1609.4	-5.2
Banks	2019.7	2015.1	2031.0	2032.8	2033.9	2038.1	2036.7	2033.1	2034.9	2034.0	2001.1	+32.9

Capitalisation-weighted indices for the 817 companies that currently form the All-Share universe, making up approximately 97-99 per cent of the total UK stock market capitalisation. Each year the FT-SE Actuaries UK Indices Committee sets a minimum market capitalisation for eligibility for the All-Share, to achieve the 97-99 per cent target. From January 1994, the eligibility threshold is £30m.

The table contains the index numbers for each index in the series. The largest 100 companies in the All-Share, ranked by market capitalisation, form the FT-SE 100 Index. The next 250 form the FT-SE Mid 250, and the remaining 467 the FT-SE SmallCap. The 100 and 250 together form the FT-SE Actuaries 350. Both the 250 and the SmallCap are also calculated excluding investment trusts. There are at present no investment trusts in the FT-SE 100.

The Indices are also divided by industrial sector, gathered together in a number of broad economic groups. The classification shown here will apply only to the end of 1993; a revised classification, which differs in some important respects, takes effect from January 1994. Additional data - such as price-earnings ratios, dividend and earnings yields, and total return - are shown for each index.

Features

1. Name of sector and numbers of companies it contains. Industrial sectors are combined to form economic groups. The structure of industrial sectors and economic groups will change as from January 1994. Full details of the proposed changes were published in the FT of October 8 1993.
2. Index figure at yesterday's market close. Base for original sectors was set at 100 on April 10 1962. Sectors added subsequently were introduced at base figures which broadly reflected the levels of comparable stocks..
3. Change on day, expressed as a percentage. It is conventional to show All-Share Changes in percentage terms, rather than the number of index points more commonly used when referring to the FT-SE 100. In this sample no change is shown.
4. Close on previous three days and on same day a year ago.
5. Gross dividend yield, adjusted to reflect tax credit available in respect of Advance Corporation Tax.
   Dividend yield =
   most recent 12 months' gross dividends per share
   times
   number of shares in issue
   divided by
   total market capitalisation
   expressed as a percentage.
6. Earnings yield =
   most recent 12 months' 'maximum' earnings
   divided by
   total market capitalisation
   expressed as a percentage.
   Maximum earnings = net earnings adjusted to reflect the maximum allowable tax credit in respect of Advance Corporation Tax.
7. Price/earnings ratio =
   Total market capitalisation.
   divided by
   The sum of the most recent 12 months' net earnings of constituents (Net earnings = earnings minus any non-offsettable UK tax).
   Negative p/e ratios are not shown, nor are p/e ratios greater than 80. Most earnings figures are reflected in the index on publication of provisional results. Small or negative earnings figures are not included until they can be checked against the final audited results.
8. Ex-dividend adjustment: This figure, a crucial ingredient in total return calculations, is the sum of the net dividends per share paid by companies in a sector, multiplied in each case by the number of shares outstanding and divided by the base figure of the index. It is reset to zero at the start of each year.
9. Total return: This calculation assumes that dividends, received gross, are reinvested in the relevant index. The figure shows the total rolled-up reinvested index value, based on December 31 1992 = 1,000.
10. Industrial Group: includes all non-financial companies excluding oil and gas.
11. "500" index now includes more than 500 companies. Includes all non-financial companies. Traditionally, analysts calculate market p/e ratios for the 500 or the Industrial Group. Market yields are conventionally calculated for the All-Share.
12. Hourly movements are shown for the three "real-time" indices, together with their intra-day highs and lows and exact time of the day's high and low for the FT-SE 100. These three indices are calculated every minute during the trading day.
13. Hourly movements of four of the most active of the FT-SE Actuaries 350 Industry baskets are shown, together with the previous close and the change on the day. Each basket contains those members of All-Share Industry sectors large enough to be included in the FT-SE Actuaries 350.

When constituent changes occur, they are noted at the bottom of the table.

Variants: Saturday: includes high and low figures since compilation and year-to-date, together with the dates they were achieved. Monday: not published.

Time data gathered: 4.30pm

Sources: London Stock Exchange and FT earnings and dividends database

The FT-SE 100, the FT-SE Mid 250 and the FT-SE Actuaries 350 Indices are compiled by the London Stock Exchange and the FT-Actuaries All-Share Index is compiled by The Financial Times Limited, both in conjunction with the Institute of Actuaries and the Faculty of Actuaries under a standard set of ground rules.
© The International Stock Exchange of the United Kingdom and Republic of Ireland Limited 1993.
© The Financial Times Limited 1993. All rights reserved. "FT-SE" and "Footsie" are joint trade marks and service marks of the London Stock Exchange and The Financial Times Limited.

Saturday version of this data:

dices

%	Oct 19	Oct 18	Oct 15	Year ago	Div. yld%	Earn. yld%	P/E ratio	Xd adj. ytd	Total Return	1993 High		1993 Low		Since Compilation High		Since Compilation Low	
–	3129.6	3137.6	3120.8	2845.7	3.75	5.49	22.62	84.66	1140.52	3137.6	18/10	2737.6	18/1	3137.6	18/10/93	986.9	23/7/84
–	3486.8	3489.9	3479.8	2464.2	3.50	5.70	21.12	83.12	1256.45	3513.3	27/8	2578.2	13/1	3513.3	27/8/93	1379.4	21/1/86
–	3465.8	3486.8	3481.5	2489.4	3.61	6.18	19.83	85.44	1253.84	3525.5	27/8	2574.6	1/1	3525.5	27/8/93	1378.3	21/1/86
–	1560.7	1563.8	1558.6	1270.8	3.70	5.55	22.26	41.10	1164.92	1563.8	18/10	1348.7	19/1	1563.8	18/10/93	664.5	14/1/86

LONDON STOCK MARKET KEY INDICATORS

Appears: Tue-Sat **On:** London stock market page

Key Indicators

Indices and ratios

[1] FT SE 100	3030.1	-6.8	[4] FT Ordinary Index	2323.8	-5.9
FT-SE Mid 250	3434.4	-3.2	FT-A 500 p/e [6]	19.73	(19.68)
[1] FT-SE-A 350	1517.0	-2.9	FT-SE 100 Fut Dec [7]	3062.0	-12.5
FT-A All-Share	1503.92	-2.75	10 yr Gilt yield	8.06%	(8.07%) [2]
[5] FT-A All-Share yield	3.80	(3.74)	Yield ratio:	0.51	0.51 [3]

Best performing sectors		Worst performing sectors	
1 Health & Household	+24.85%	1 Contracting, Constrcn	-17.25%
2 Coats Viyella	1234.5	2 Coats Viyella	1234.5
3 Wessex	1234.5	3 Wessex	1234.5
4 A.N. Other	1234.5	4 A.N. Other	1234.5
5 Plus one more	1234.5	5 Plus one more	1234.5

Pulls together in one place all the key UK equity market indicators. Table is accompanied by a chart showing recent performance of the All-Share index and equity turnover in millions of shares, excluding intra-market business and overseas turnover.



Features

1. Close and change on the day of main FT-SE Actuaries equity indices. Change is shown in index points, not as percentage.
2. Medium-term interest rates (for more detailed medium- and long-term UK interest rates, see Capital Markets page. For short-term interest rates, see Currencies and Money page).
3. Gilt/Equity Yield ratio, calculated as:
   Gross redemption yield on 20-year high-coupon gilts, as shown in FT-Actuaries Fixed Interest Indices.
   divided by
   Gross dividend yield on FT-Actuaries All-Share Index
   The All-Share yield comes from the table elsewhere on the London Stock Market page. The gilts yield comes from the table on the Capital Markets page. The higher the yield ratio, the more "expensive" the equity market relative to gilts. Over the past two decades the yield ratio has typically hovered between 2 and 2.5.
4. The FT Ordinary Share Index. This, the original 30-share FT index, started in 1935 and has been calculated every day since. Fuller statistics on this index appear each day in the FT Equity Indices Table, published on the World Stock Markets page in the UK edition of the FT, and on the London stock market page in the International edition.
5. The gross dividend yield on the FT-Actuaries All-Share index. For details see note on the FT-SE Actuaries Indices.
6. Price/earnings ratio on the FT-A 500 Index. For details see note on the FT-SE Actuaries Indices.
7. The closing price of the FT-SE 100 future.

Variants: Sat: table includes FT-SE 100 daily close on each day of the week plus the week's intra-day high and low. Best and worst performing sectors do not appear on this day, but a more comprehensive table of Leaders and Laggards is published elsewhere on the page.

Time data gathered: Close of London markets

Sources: as main tables

LONDON SHARE SERVICE

Appears: Mon-Sat **On:** own pages

CONTRACTING & CONSTRUCTION

	Notes	Price	+ or –	1993 high	1993 low	Mkt Cap£m	Yld Gr's	P/E
AMEC [1]	‡□	116	+1	117	85	234.3	‡	21.2
6½p	†	102½	—	106	70	286.5	8.1	-
Amco Corp	♥	36¾	—	56	36¾	3.96	-	-
Abbey IT [2]	—	120	—	120	73	48.5	2.0	19.7
Allen	♣‡	135	—	135	87	36.0	4.5	30.6
Andrews Sykes	‡□	[illegible]	—	[illegible]	[illegible]	[illegible]	[illegible]	[illegible]
Anglia Sec. [3]	□	[4]	—	[5]	[5]	[6]	[7]	[8]
Ashtead	□	311	+3	311	155	79.0	1.8	50.0
Avonside	♣†□	141	-6	162	88	61.2	3.6	19.7
Bailey (B)	†	27	—	31	18	2.82	2.5	-
Ball (A/H)	—	47	—	115	45	4.27	6.6	13.9
Banner Homes [9]	♣N	91	+6	91	14	11.5	-	-
Barcom	‡□	103	-2	106	74	19.2	1.5	18.7
Beris	♣‡N	48	—	53	40	3.46	-	-
Berratt Devs	□	182xd	-1	195	94	328.7	2.7	◆
Bellway	N□	453	+1	*463	305	221.1	3.3	28.2
Bellwinch	♣N	40	—	43	15	17.5	-	-
Berkeley	N□	442	—	*448	285½	330.0	1.7	27.7
Bett Bros	Z	107	-1	118	45	19.1	0.8	4.4
Birse	N□	28½	-1½	35	18	18.9	-	-
Boot (H)	—	270	—	285	230	70.2	2.7	15.1
BB & EA	Z	248	—	308	245	27.5	1.3	-
Brandon Hire	♣	31	—	33	18	3.22	-	-
Britannia	—	35xr	—	*42½	22½	7.98	-	-
Bryant	‡N□	136xd	—	151	90	378.5	4.3	27.9
CALA	♣	95	—	98	53	33.6	3.0	◆
CRP Leisure	♣	7	—	8½	4	1.12	-	-
Campbell & Arm	—	15	+1	25	11	2.17	-	-
Costain	n□	36½	+½	48	23	84.0	-	-
Countryside	G□	147	+3	*148	86½	112.2	3.5	38.6
Crest Nichol	‡□	89	—	94	38	68.1	-	-
5½pc Cv Pf	—	84	—	86	54½	35.0	8.2	-
Costain	Z	103	—	*112	27	18.3	1.2	-
Douglas Tyson	□	22	—	36	22	12.3	6.6	92.5
Dunton	‡□	6½	+1	7½	1½	3.11	-	-
EBC	♣	80	—	82	65	10.8	6.2	8.6
Edmond	‡□	19½xd	—	23	16	10.3	‡	-
Eve	♣‡N	403	—	403	252	40.0	2.8	17.5
Fairbriar	—	10	—	16	3	2.61	-	-
Galliford	‡□	44	—	50	36	39.1	‡	17.7
Gleeson (MJ)	—	823	—	939	695	93.2	1.7	16.6
Green (E)	♣	99	—	117	78	7.96	9.2	◆
Guardian	‡□	10½	—	17	8	1.80	-	-
Havelock Europa	—	70	—	70	38	18.2	-	-
Hewden-Stuart	N□	142	+1½	144	90	269.2	2.9	32.3
Higgs & Hill	‡□	114	+3	116	37	80.2	2.7	-
How	♣‡N	[10] 3xd	—	36	26	18.7	‡	-
Howard	—	21	—	21	15	5.27	3.0	-
Jackson	—	41	—	48	35	8.88	4.6	-
Jarvis	♣	19	—	*19½	12½	12.9	-	-
Kalima Y	—	507	-12	551	374	4,873	1.8	20.5
Laing (J)	♣	305	+3	318	196	140.1	3.7	12.2
A N/V	□	305	+3	316	196	134.8	3.7	12.2
6.4pc Cv Pf	—	122½	—	127½	103	48.2	6.5	-
Lon & Clydes	—	86	—	86	55	8.82	5.9	35.8
Lovell (Y.J)	□	18½	—	23	10½	15.4	-	8.4
McAlpine (A)	□	233	—	215	96	120.5	3.8	38.9
McCarthy & St	‡□	42	—	47	23	28.6	‡	-
McLaughlin & H	—	28	-1	63	28	1.56	-	-
Maunders (J)	—	178	—	180	122	44.0	3.5	16.3
Melville	□	7½	—	8½	4¼	12.3	-	7.8
Miskin	♣	4	—	4	4	1.21	-	-
Mowlem (J)	□	100xd	—	129	62	118.2	4.5	-
NSM	□	106	+3	106	51	28.7	-	-
Persimmon	‡□	292	—	300	197	286.7	3.7	29.6
Pochins	—	£15¼	—	£15¼	£12½	15.9	2.4	9.3
Prowting	—	180	—	183	80	102.8	2.7	-
Raine	□	84	-6	117	75½	157.8	4.5	◆
Severfield-Rve	‡Z	80	—	*80	23	8.40	0.5	-
Sheriff	♣‡†	167	—	167	82	17.5	1.5	24.9
Shorco	♣♣	84	—	99	66	2.88	7.7	19.1
Sindall (Wm)	—	80	—	103	50	8.85	0.2	-
Smart (J)	—	225	—	240	196	22.7	4.7	10.2
Tay Homes	□	173	—	194	137	37.8	4.2	11.1
Taylor Wood	□	122	+5	130	63	600.7	1.0	-
Tilbury Douglas	♣	593xd	+3	635	433	206.4	7.0	19.3
Torex Hire	♣	37	—	38	18	3.76	1.4	-
Try	□	39	—	46	28	12.5	4.3	8.2
Vibroplant	—	84½	+½	89½	41	38.9	3.7	30.4
Ward Hldgs	□	44	—	60	20	23.1	-	-
Wescol	♣	23	+1	29	8	2.42	-	◆
Westbury	‡□	186	—	186	90	110.4	3.5	25.9
West Scaffdg	♣	7½	—	12	4½	3.92	-	-
Westport	♣N□	5	-¼	7	4¼	5.81	-	-
Wilson Bowden	♣†□	462	+1	469	371	308.5	2.4	31.7
Wilson (Con)	□	191	—	205	147	361.9	2.6	33.1
Wimpey (G)	N□	178	+2	*194	104	641.9	3.7	-

The core of the FT's coverage of the UK equity market. Contains approximately 3,000 securities, including many whose primary listing is overseas.

To allow easy comparison of directly competitive companies, they are listed by industry sectors, using the classification adopted by the FT-SE Actuaries Share Indices. A small number of shares are reclassified each year, and a more substantial reclassification will come into effect in January 1994.

The primary line of a company's equity is shown in all cases. In some cases secondary lines or warrants are also shown.

Companies pay an annual fee for inclusion. The data is calculated by the FT and the editor's decision on inclusion of any individual stock is final. Listing on these pages does not affect a company's eligibility for FT-sponsored indices.

Features

1. Name of security. Where stocks are denominated in currencies other than sterling, this is noted after the name.
2. ♣ Symbol indicating company's annual report is available from FT Free Annual Report Service (see footnote on London Share Service pages or call 081-643-7181 for details).
3. □ Symbol indicating that stock is relatively actively traded.
4. Yesterday's closing price. In the case of stocks listed on the London Stock Exchange's SEAQ system, this is the "yellow-strip" price. reflecting the mid-price of the best bid and offer. For many less liquid stocks, the spread may be wide and the price available to a seller or buyer may be significantly less favourable. Note that these are prices at which marketmakers are ready to deal in small volumes, which may not be the same as the price at which the last transaction took place, or the price available for larger trades. Overseas prices may be based on transaction prices rather than marketmaker prices.
5. Highest and lowest intra-day price achieved in current year. In early part of the year, this column shows highest and lowest price since beginning of previous year. The FT plans to introduce 52-week rolling highs and lows within the next few months.
6. Market capitalisation, shown separately for each line of a company's stock.
   Market capitalisation =
   share price x number of shares in issue.
7. Gross dividend yield, adjusted to reflect 20 per cent tax credit for UK Advance Corporation Tax, where relevant.
   Yield =
   most recent 12 months dividends per share
   divided by
   share price
   expressed as a percentage.
8. Price/earnings ratio =
   share price
   divided by
   most recent 12 months earnings per share.
9. Where the letter N appears after a company's name, the earnings figure used for this calculation is based on the "headline earnings" definition published by the Institute for Investment Management & Research, 211-213 High St, Bromley, Kent BR1 1NY. This approach seeks to strip out truly exceptional elements in corporate earnings, to yield a figure closer to the company's underlying earnings for the year. Over time, the FT will move all the UK earnings calculations shown in this table to the IIMR definition.
10. xd indicates that stock is currently ex-dividend. Purchasers are no longer eligible for the most recent dividend.

Quoted investment vehicles are divided into two categories. Those authorised by the Inland Revenue are included under the heading Investment Trusts. Those not so authorised are listed as Investment Companies. For both these categories, the Market capitalisation and Price/earnings ratio figures are replaced by net asset value, calculated by NatWest Securities as at 3.45pm on the day preceding publication. The extent to which the share price represents a discount or premium to the NAV is also indicated. Premiums are shown as negative numbers

Variants: Mon: tables include a series of items which change less often: dividends, dividend cover (the number of times available maximum earnings cover a company's dividend payout), dividend payment dates, the last ex-dividend date, the week's percentage change in the stock, and the Cityline code which allows real-time access to individual share prices from any telephone.

Time data gathered: Prices: 4.30pm. Other data: on file

Sources: London Stock Exchange and FT earnings and dividends database

FT Analysis has always covered e broad range of European quoted companies.

But now the information available is better, because the coverage is even broader.

FT Analysis now provides instant online access to corporate summary data in over 18 countries. Up-dated, daily.

The company information includes share price data, financial reports, forecasts, directors and shareholders listings, company activity, and recent stock exchange announcements.

It's all presented in a clear and concise format, with the facility to produce a share price graph, so it can be used as a company briefing document.

In fact, there's no better way to get all the essential facts you need to know about the company you need to know about.

For a *free* sample company report of your choice please call (0742) 768881. *Offer available during office hours up until 16.07.93*

FT ANALYSIS
A FINANCIAL TIMES INFORMATION SERVICE

BROADENING YOUR OUTLOOK ON EUROPE

NB POWER

to proceed.
In the Ukraine, unable and
Electricité de France, told the

LONDON STOCK EXCHANGE

London stocks fall sharply with global trend

By Terry Byland,
UK Stock Market Editor

Gloomy trends in world stock markets took their toll of UK equities yesterday, and although business volume was not heavy, share prices fell across a wide range. UK traders rightly sensed that London would be unable to resist the heavy fall in Tokyo and the signs of a renewed side in US Federal bonds, and prices were marked lower from the opening.

A very slight attempt to rally was quickly halted when Wall Street opened the new session with a fall of 35 Dow points in London hours, and the FT-SE Index closed virtually at the day's low, a fall of 37.4 bringing a reading of 3,070.6.

The negative influences from other global centres had to be digested by a stock market already inclined to take cover after UK analysts had suggested that the base rate cut so keenly expected on Budget Day, a week today, might be postponed for a while.

The setback in equities in London, which saw the Footsie 3,100 mark abandoned, was emphasised by significant losses in government bonds and by a setback in bourses across Europe, with Germany hit by disappointing money supply figures.

The FT-SE Mid 250 Index abruptly reversed the recovery of the past week, sliding 19.8 to 3,435.4. But traders' conviction that genuine trading volume had been relatively unexciting was borne out by a Seaq total of only 455.4m shares against 514.4m on Friday.

Yesterday's trading session appeared to reflect the host of bearish factors which have been leaning on the London stock market for the past two weeks. The renewed weakness in US Federal bonds reminded UK dealers of the reasons behind the tremor suffered towards during the previous equity account.

Account Dealing Dates		
*First Dealings:		
Nov 15	Nov 29	Dec 13
Option Declarations:		
Nov 25	Dec 9	Dec 30
Last Dealings:		
Nov 26	Dec 10	Dec 31
Account Day:		
Dec 6	Dec 20	Jan 10

*New time dealings may take place from two business days earlier.

Moreover, weakness in Tokyo underlined the implications of last week's decision by a US investment bank to lighten holdings in the Japanese equity market.

Near-term confidence was running low at the London close, when traders were bracing themselves for a difficult opening to trading today if the Dow Industrial Average continues to fall. Some stock was sold yesterday but most of the big institutions have largely closed down trading positions ahead of next week's Budget speech – a process hastened by Friday's problems with the Seaq electronic system.

Particularly unsettling was the setback in UK government bond prices which undermined confidence in prospects for Budget rate cut as well as bringing into close focus the market's apprehension that the turn to higher rates may come sooner than expected.

US-influenced stocks suffered the most in the shakeont, although dealers said that share prices had been marked down too quickly for sellers to unload stock. The problems may come later in the week, if fund managers seize opportunities to sell if the market shows signs of recovery.

Bank shares were among the most hard hit, hit both by weakness in the financial sectors on Wall Street and by fear that and pressure towards higher interest rates at home will revive all the problems of bank loan books. The sector has stronmgly outperformed the market in recent weeks and traders were quick to take profits yesterday.

Consumer and retail stocks ended with modest losses ahead of a week which wil bring important trading results from the sector and test confidence in the prospects for a consumer-led recovery in the domestic economy. While these sectors are closely linked to base rate hopes, investors have been cautious during the run-up to the Budget and marketmakers have avoided taking large positions.

FT-A All-Share index

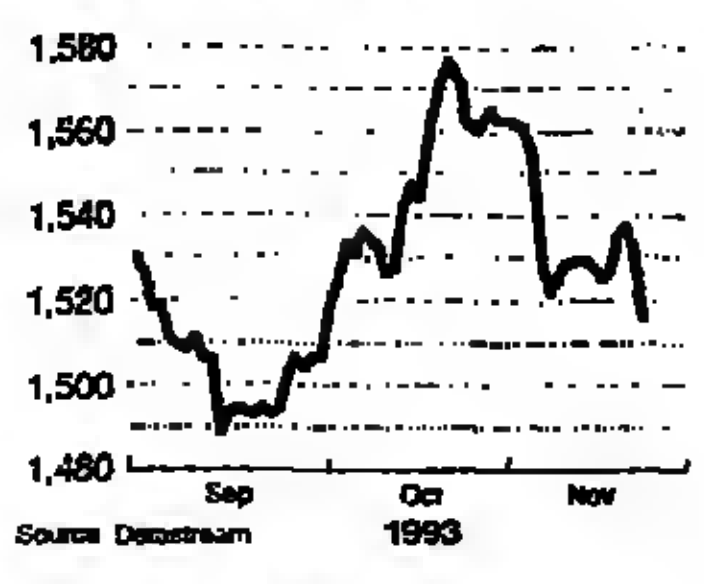

Equity Shares Traded

Turnover by volume (million). Excluding: intra-market business and overseas turnover

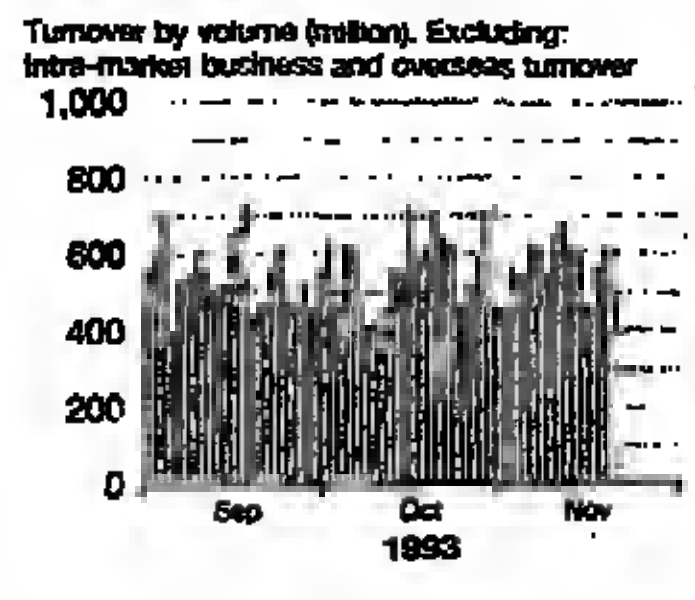

■ Key Indicators

Indices and ratios

FT SE 100	3070.6	-37.4	FT Ordinary Index	2328.2	-29.4
FT-SE Mid 250	3435.4	-19.9	FT-A 500 p/e	19.69	(19.87)
FT-SE-A 350	1532.7	-16.5	FT-SE 100 Fut Dec	3067.0	-44
FT-A All-Share	1517.41	-15.71	10 yr Gilt yield	6.75	(6.68)
FT-A All-Share yield	3.75	(3.71)	Yield ratio:	0.52	(0.52)

Best performing sectors		Worst performing sectors	
1 Insurance Brokers	+0.4	1 Insurance (Composite)	-2.6
2 Business Services	+0.2	2 Banks	-1.9
3 Packaging & Paper	+0.1	3 Brewers & Distillers	-1.8
4 Transport	-0.1	4 Telephone Networks	-1.8
5 Electricals	-0.2	5 Financial Group	-1.8

Reuters suffers on heavy US selling

Electronic news and financial information group Reuters Holdings reelad following heavy international selling and the after effects of a poorly-received international conference call at the end of last week.

Dealers said that late on Friday afternoon, UK time, one US brokerage sold the equivalent of 900,000 shares in New York in the form of American Depositary Receipts (ADRs) – by contrast, average daily turnover for the stock in the UK is around 1m.

As the sell order was being placed Mr Peter Job, Reuters' chief executive, was holding an international telephone-link conference call with analysts in the US and UK. Mr Job is generally considered to have an understated style that verges on the downbeat.

Mr Paul Norris, of BZW, said: "While the detail was positive, US investors felt the tone of the meeting was not barnstormingly bullish enough. It certainly want down a lot better in the UK."

The stock was marked down sharply before the start of dealing in the UK yesterday. It attempted to rally from the bottom in mid-morning but by then the dreary tenor of the London market had overtaken it and the stock drifted off to close 41 lower on the day at 1586p with relatively high turnover of 1.7m shares.

Forte weak

News that Forte faces even stiffer competition than first reported for its management deal with Ciga, the loss-making Italian hotelier, came in stark contrast to the recent rush of good news, which has underpinned the solid performance in the group's shares.

Forte announced the proposed tie-up last month, paying £33m cash and inserting some of its own luxury hotels with a value of about £125m into an Italian operating company. Although the deal is currently undergoing dna diligance, Hyatt Hotels was recently reported by industry sources to be considering a late bid, and yesterday came reports that two other US groups, Marriott and Sheraton were also in contention.

The shares fell 3 to 234p, are now believed by some leisure specialists to be fully-priced.

Banks suffered beavy selling with dealers talking of a big sell note expected this week, and saying US bolders of the sector were also aggressive sellers. Barclays dropped 14 to 581p, as did NatWest to 542p, while HSBC, also upset by the weakness of the Hong Kong market, lost 13 to 725p. Lloyds fell 16 to 564p.

Abbey National, thought to be about to issue a statement on trading prospects for the second-half, eased 6 to 403p.

Independent Insurance, the first composite insurer to obtain a listing since the Second World War, performed exceptionally well on its debut. Offered and placed at 225p a share, the stock price opened at 263p before easing back and eventually closing at 255p.

Widespread market weakness hit the big composites where Guardian Royal closed 8 off at 194p, while Royals lost 13 to 283p. General Accident gave np the same amount to 648p.

Revived speculation that the Kuwait Investment Office may be preparing the way for the sale of its 9.9 per cent staka in BP – well in excess of 540m shares and wortb around £1.85bn, together with nervousness ahead of today's Opec meeting in Vienna, unsettled the shares and undermined the rest of the oil sector.

The market's initial reaction to the KIO story was to mark BP shares down to 335p. Once tha early uncertainty bad passed, bowever, the stock price began to rally, closing the session 2 easier at 339p, after turnover of 8.7m.

Shell dipped 6 to 681p and Enterprise lost 3 to 448p.

Utilities were among the best performing areas of the market as the prospect of a series of big dividend increases later this week from tbe likes of PowerGen, Scottish Power and South West Water cushioned share prices from the effects of the general sell-off in European stock markets.

Waters, recs and power generators invariably attract substantial investment from funds switching out of the highly geared FT-SE stocks into the high yielding and defensive sectors.

PowerGen is the first of the three utilities sector stocks to announce interim figures this week.

The recs provided the biggest risers, with Seeboard 6 firmer at 651p, and South West and Norweb up 4 each at 609p and 658p. PowerGen, still feeling the effects of a NatWest recommendation to switch from PowerGen to National Power, to take advantage of an over large price differential between the two stocks, fell 8 to 462p. Scottish Power eased 3 to 408p.

At the start of an intriguing week of results from food manufacturers, the sector held up well in the weak market, although dealers said turnover was thin. NatWest Securities became the latest broker to turn more positive on the buffeted sector, believing the recent underperformance overdone. NatWest says that cyclical recovery and yield considerations make the case for shifting from an "underperform" to "neutral" stance after 11 months a good one.

Among the three companies reporting this week, Northern Foods stayed at 229p, Hazlewood Foods slipped a penny to 160p, as did Tate & Lyle to 389p.

News of the break-down of the Alcazar European airline consortium boosted sentiment in British Airways and the shares stayed firm at 409p. Reports of an electrical fault at Eurotunnel added to the shares' slide, 13 off at 435p.

Losses and provisions at engineering group Babcock knocked the shares, which finished 2½ down at 26¼p.

Press reports that BMW is interested in buying Rover – with a price tag of £1bn being mooted – lifted British Aerospace. The shares hardened a penny to 424p.

Tomkins was weakened by a downgrade, said by dealers to have come from NatWest Securities. The shares fell 6 to 226p.

Speciality chemicals group Holliday Chemical Holdings slumped 51 to 174p on a profits warning.

Publishing group EMAP bucked the trend after announcing increased first half profits and saying it detected signs of a market upturn. The shares lifted 10 to 355p.

United Newspapers rose 7 to 529p on weekend press stories that the group was discussing a merger with the Irish Independent group.

Theme park operator Euro Disney was again under pressure as French press reports that some banks were trying to offload some of their debts in the group at a hefty discount hit the market. The shares later rallied to close 13 off at 402p.

BT slipped 7 to 462½p, matching the decline in the FTSE, with JP Morgan, the US investment bank, said to have taken the stock off its buy list. Vodafone eased 4 to 520p; dealers are expecting a near 17 per cent increase in the interim due this morning.

■ NEW HIGHS AND LOWS FOR 1993

NEW HIGHS (98)
BRITISH FUNDS (2) Treas. 2pc IL '94, Cv. 9½pc '05, AMERICANS (1) Lowe's, CANADIANS (2) Bracan, TVX Gold, BREWERS (1) Burtonwood, BLDG MATLS (1) Marley, CHEMS (1) Croda Intl., CONGLOMERATES (1) Lonrho, CONTG & CONSTRCN (1) Meunders (J), ELECTRONICS (2) Kewill Systems, Paon, ENG GEN (3) Haden MacLellan, Hampson, Renold, HEALTH & HSEHOLD (1) Mayborn, HOTELS & LEIS (1) Castle Comms., INSCE LIFE (1) Aegon, INV TRUSTS (10) Baring Puma, Fleming Chinese Inv., Jakarta, Latin Amer. Extra Yld., Mexico Fund, Oriental Smaller Co's, Schroder Korea Fd., Schroder Split Zero Pf., Sth. Amer. Wts., Spanish Smlr. Co's, MEDIA (8) City of Lon. PR, Euromoney Publs., Flextech, Independent, VTR, MISC (3) Black (P), Kershaw, Rhino, MOTORS (2) Channel, Jacks (Wm), OIL & GAS (2) Ohio, Pict, PACKG, PAPER & PRINTG (3) Arjo Wiggins Appleton, De La Rue, Filofax, PROP (3) Benchmark, Clarke Nickolls & Coombs, Green Prop., STORES (3) Cantors, Carpetright, Rosebys, WATER (2) Chearn A, De B, MINES (7) Anglo Amer. Gold, Bakyrchik, Kinross, Lorraine, Welkom Gold, Western Areas, Western Deep.

NEW LOWS (33)
BRITISH FUNDS (4) Treas. 8¾pc '94, Exch. 12½pc '94, Exch. 13½pc '94, Treas. 14½pc '94, BREWERS (4) Burn Stewart, Taunton Cider, Macallan-Glenlivet, Merrydown, BUSINESS SERVS (1) Peona, CHEMS (2) Courtaulds, Holliday Chem., CONGLOMERATES (1) Bibby (J), CONTG & CONSTRCN (1) BB & EA, ELECTRONICS (1) Rademec, ENG GEN (2) Atlas Cnvlg. Equipment, Babcock Intl., FOOD RETAILING (1) Merchant Retail, HEALTH & HSEHOLD (2) Intercare, London Intl., HOTELS & LEIS (1) First Leis., INSCE BROKERS (2) Alex. & Alex., Hogg, INV TRUSTS (1) Dunedin Japan Wts., MEDIA (2) Goodhead, Hodder Headline, MTL & MTL FORMING (1) Triplex Lloyd, MISC (2) Black Arrow, Shanks & McEwan, OIL & GAS (1) Evergreen, OTHER INDLS (3) Brunscliffe Aggregates, Senelley, TEXTS (2) Dawson Intl., Hamlet.

Data based on those Companies quoted on the London Share Service.

EQUITY FUTURES AND OPTIONS TRADING

Complete erosion of the premium on the FT-SE 100 futures contract provided a perfect opportunity for arbitrage and contributed to a day of internationally-inspired market weakness, *writes Peter John.*

Fears that the US was poised to raise interest rates and prompt an investor dash away from Europe were compounded by a 556-point slide in the Japanese Nikkei and speculation that the Kuwait Investment Office was preparing to sell a huge amount of UK stock.

The KIO denied the sale speculation but the rumnour set the trend for a jittery day. The December futures contract started to trade some 10 points down from its previous close of around 3,100, and was sold down straight away.

December spent much of the day some three points below the underlying cash market while dealers calculate that, at this stage in its cycle, it should be priced some six points above cash.

The weakness was exacerbated by some institutional selling and gave a chance for arbitrageurs, dealers who trade on the price differential between two markets, to unwind positions they had taken when the futures were at a healthy premium.

December drifted to end the day at 3,067 by the official close, three points below cash, on turnover of 12,511 contracts. It continued to slide in the after-hours session and hit 3,061 with another 3,000 contracts traded.

Options turnover was a high 50,711 contracts. BT, which was downgraded by US house J.P.Morgan, was the most active stock option on turnover of 2,700 lots. It was followed by BP with 1,900 lots.

■ FT-SE 100 INDEX FUTURES (LIFFE) £25 per full index point

	Open	Sett price	Change	High	Low	Est. vol	Open int.
Dec	3104.0	3067.0	-44.0	3104.0	3060.0	15639	56813
Mar	3098.5	3085.0	-44.0	3105.5	3085.0	519	11144
Jun		3095.0	-44.0			0	981

Contract traded on APT. Open interest figures are for previous day.

■ FT-SE 100 INDEX OPTION (LIFFE) (*3067) £10 per full index point

	2875 C	2875 P	2925 C	2925 P	2975 C	2975 P	3025 C	3025 P	3075 C	3075 P	3125 C	3125 P	3175 C	3175 P	3225 C	3225 P
Dec	202	11½	159	17½	115	24½	81½	39½	52½	60½	29½	87½	14½	123	6½	164
Jan	222	27	182	36	144	48	110	63½	80½	83	56	106	37	138	23	174
Feb	-	-	208	46½	-	-	128	73	-	-	74½	117	-	-	38	179
Mar†	-	-	214	58	-	-	144	85½	-	-	88½	128	-	-	48	187
Jun†	[illegible]															

Calls 7,218 Puts 8,742

■ EURO STYLE FT-SE 100 INDEX OPTION (LIFFE) (*3070) £10 per full index point

	2900 C	2900 P	2950 C	2950 P	3000 C	3000 P	3050 C	3050 P	3100 C	3100 P	3150 C	3150 P	3200 C	3200 P	3250 C	3250 P
Dec	182	14½	142	21½	99½	33	65½	51	48	76½	22	110	11	151	5	200
Jan	280	30½	192	42½	126	55½	95	75	86	99	48½	128	31	165	19½	206
Feb	219	41½	181	52	145	66	115	85½	87½	110	64½	138	46½	172	32	211
Mar	232	52½	194	63½	161	80½	129	99	101	121	77½	148	56½	179	41½	215
Jun	299	74½	-	-	193	185	-	-	133	147	-	-	97	201	-	-

Calls 2,026 Puts 2,248 * Underlying index value. Premiums shown are based on settlement prices.
† Long dated expiry months.

TRADING VOLUME

■ Major Stocks yesterday

	Vol. 000s	Closing price	Day's change
ASDA Group†	3,200	52½	-2
Abbey National†	2,400	403	-6
Albert Fisher	239	62	-1
Allied-Lyons†	1,400	571	-3
Anglian Water†	2,700	627	
Argos	152	326	-6
Argyll Group†	1,700	268	-4
Arjo Wiggins†	103	230	+2
Assoc. Brit. Foods†	469	486	+6
Ass. Brit. Ports	26	482	-6
BAA†	302	926	+8
BAT Inds.†	1,600	494	-6
BET	1,000	126	
BICC	1,400	380	-1
BOC†	1,500	616	-6
BP†	8,900	338	-2
BPB Inds.	1,000	280	-3
BT†	4,900	462½	-7
BT (Partly Paid)	4,400	211	-6
BTR†	3,700	351½	-6
Bank of Scotland†	887	181	
Barclays†	3,000	581	-14
Bass†	397	489	-1
Blue Circle†	1,300	307	-½
Booker	312	401	-6
Boots†	595	519	+8
Bowater†	767	453	-2
Brit. Aerospace†	843	424	+1
British Airways†	2,200	408	
British Gas†	2,200	318	-2½
British Land	377	415	-1
British Steel†	4,700	117	-2
Bunzl	413	130	+1
Burmah Castrol†	386	742	-4
Burton	847	65½	-½
Cable & Wire.†	1,800	451	-11
Cadbury Schweppes†	3,000	451	-6
Calor Group	77	296	-5
Caradon†	819	329	-3
Carlton Comms.†	675	759	-1
Coats Viyella†	1,600	257	-5
Comm. Union†	2,400	585	-11
Cookson	212	204	-1
Courtaulds†	815	424	-9
Dalgety	374	480	-2
De La Rue	440	797	+4
Dixons	1,200	266½	-7½
Eastern Elect.	365	597	+3
East Midland Elect.	148	572	+4
Eng China Clays	610	409	-2
Enterprise Oil†	305	448	-3
Eurotunnel Units	63	433	-13
FKI	753	183	-2½
Fisons	3,700	143	-2
Foreign & Col. I.T.	320	281	-4
Forte†	2,000	234	-3
Gen. Accident†	316	648	-13
General Elect.†	2,800	332½	-4½
Glaxo†	2,200	639	-4
Glynwed Intl.	62	305	-2
Granada†	823	438	-15
Grand Met.†	1,100	363	-4
GUS†	271	564	-11
GRE†	1,900	184	-8
GKN	182	484	-2
Guinness†	1,900	431	-15
HSBC (75p shs)†	703	725	-13
Hammerson 'A'	122	377	-2
Hanson†	4,400	277	-4
Harrisons Crosfield	7,700	177	-2
Hays	382	250	+2
Hillsdown	570	152	-2
IMI	704	280	-2
ICI†	1,900	673	-11
Inchcape†	1,000	507	+7
Johnson Matthey	400	469	+6
Kingfisher†	1,100	659	-6
Kwik Save	664	593	-1
Ladbroke†	3,300	181	+1
Land Securities†	1,000	716	-6
Laporte	431	654	-3
Legal & General†	342	485	-8
Lloyds Abbey	360	425	-3
Lloyds Bank†	2,000	564	-16
LASMO	2,900	182	-1
London Elect.	346	600	-1
Lonrho	4,500	140½	+2
Lucas	664	171	-4
MEPC†	276	513	-2
MFI	1,100	137	+1
Manweb	140	655	+2
Marks & Spencer†	1,600	408	-3
Midlands Elect.	159	814	-4
Morrison (Wm.)	1,000	90	
NFC†	154	239	-3
NatWest Bank†	2,600	542	-14
National Power†	1,900	405	-6
Next	506	183½	-2
North West Water†	1,200	527	-12
Northern Elect.	44	635	+6
Northern Foods†	475	229	
Norweb	208	658	+4
Pearson†	3,600	559	-10
P & O†	3,700	560	+4
Pilkington	2,400	150	-1½
PowerGen†	731	462	-8
Prudential†	1,900	331	-1
RMC†	85	838	-8
RTZ†	1,300	678	+1
Racal	102	191	-1½
Rank Org.†	399	850	-15
Reckitt & Colman†	334	650	-8
Redland†	1,300	537	-4
Reed Intl.†	1,000	732	-13
Rentokil†	660	204	-8
Reuters†	1,700	1586	-41
Rolls Royce†	2,700	163	-1½
Ryl Bk Scotland†	910	384	-6
Royal Insurance†	3,000	283	-13
Sainsbury†	3,800	386	-5
Schroders†	141	1195	-17
Scottish & New.†	408	472	-2
Scot. Hydro-Elect.	277	360½	-0½
Scottish Power†	1,400	408	-3
Sears†	2,000	118	-1
Sedgwick	1,000	185	+4
Seeboard	81	651	+6
Severn Trent Water†	743	543	+2
Shell Transport†	2,800	681	-6
Siebe†	966	547	+2
Slough Ests	565	256	-4
Smith (WH) A	214	459	-6
Smith & Nephew†	3,400	137	-1
SmKl Beecham†	2,600	389½	-2½
SmKl Beecham Uts.†	1,800	386	-3
Smiths Inds.	372	427	-4
Southern Elect.†	311	515	
South Wales Elect.	75	657	-9
South West Water	190	565	-4
South West. Elect.	127	609	+4
Southern Water	555	575	+5
Standard Chartd.†	740	1020	-24
Storehouse	981	196	-8
Sun Alliance†	2,200	358	-6
T&N	709	195	
TI Group†	588	359	-3
TSB†	3,000	214	-1
Tarmac	2,400	132	-4
Tate & Lyle	327	389	-1
Taylor Woodrow	319	115	-8
Tesco†	5,700	196	-2
Thames Water†	1,700	520	-6
Thorn EMI†	400	949	+2
Tomkins†	3,100	226	-6
Trafalgar House	3,500	94	-1½
Unigate	157	354	-3
Unilever†	435	1090	-16
United Biscuits†	462	330	-2
Utd. Newspapers	679	529	+7
Vodafone†	1,200	520	-4
Warburg (SG)†	163	828	-11
Wellcome†	369	630	-3
Welsh Water	163	638	-3
Wessex Water	58	629	-5
Whitbread 'A'†	300	510	-4
Williams Hldgs.†	698	321	+2
Willis Corroon	1,300	232	-1
Wimpey	589	170	
Wolseley†	208	725	-4
Yorkshire Elect.	234	694	-8
Yorkshire Water	88	547	-6
Zeneca†	1,600	756	-6

Based on trading volume for a selection of major securities dealt through the SEAQ system yesterday until 4.30pm. Trades of one million or more are rounded down. † Indicates an FT-SE 100 Index constituent.

FT - SE Actuaries Share Indices — The UK Series

	Nov 22	Day's chge%	Nov 19	Nov 18	Nov 17	Year ago	Div. yield%	Earn. yield%	P/E ratio	Xd adj. ytd	Total Return
FT-SE 100	3070.6	-1.2	3108.0	3125.5	3120.0	2722.9	3.86	6.70	21.75	87.79	1120.44
FT-SE Mid 250	3435.4	-0.6	3455.3	3452.5	3435.7	2624.2	3.56	5.79	21.12	88.18	1242.18
FT-SE Mid 250 ex Inv Trusts	3436.4	-0.5	3452.1	3447.9	3432.0	2626.6	3.66	6.18	19.84	90.40	1237.93
FT-SE-A 350	1532.7	-1.1	1549.2	1555.7	1552.0	1316.8	3.79	5.71	21.60	42.81	1145.62
FT-SE SmallCap	1745.53	-0.5	1753.50	1757.29	1759.66	-	3.14	3.66	35.40	38.86	1320.15
FT-SE SmallCap ex Inv Trusts	1724.86	-0.4	1731.00	1735.34	1739.53	-	3.35	4.31	32.67	41.92	1306.46
FT-A ALL-SHARE	1517.41	-1.0	1533.12	1539.37	1536.05	1291.28	3.75	5.60	22.15	41.91	1154.33

■ FT-Actuaries All-Share

	Nov 22	Day's chge%	Nov 19	Nov 18	Nov 17	Year ago	Div. yield%	Earn. yield%	P/E ratio	Xd adj. ytd	Total Return
1 CAPITAL GOODS(215)	1051.67	-0.7	1059.52	1066.21	1059.66	776.34	3.90	3.99	32.73	30.65	1248.70
2 Building Materials(28)	1209.85	-0.8	1219.11	1224.31	1209.50	786.04	3.79	2.60	49.47	32.11	1414.04
3 Contracting, Construction(29)	1016.35	-0.7	1023.55	1023.53	1017.13	662.81	3.12	1.23	80.00†	24.23	1420.33
4 Electricals(15)	2867.89	-0.2	2872.90	2902.08	2924.12	2170.86	4.72	3.70	33.21	105.80	1174.45
5 Electronics(39)	2784.49	-0.8	2807.65	2815.44	2842.69	2166.44	3.15	5.97	20.48	68.48	1222.11
6 Engineering-Aerospace(7)	461.65	-0.6	464.32	467.64	469.43	245.58	3.13	‡	‡	12.12	1619.31
7 Engineering-General(46)	613.66	-0.5	616.91	619.16	620.92	462.66	3.54	5.55	21.96	15.60	1237.64
8 Metals & Metal Forming(9)	454.45	-1.0	458.96	466.99	467.20	275.96	2.66	‡	‡	7.90	1440.91
9 Motors(20)	457.24	-0.4	459.29	460.23	466.03	326.14	4.84	4.01	34.61	19.41	1285.83
10 Other Industrials(19)	2064.43	-0.8	2081.95	2104.07	2062.55	1776.89	4.80	6.03	19.56	71.85	1077.49
21 CONSUMER GROUP(240)	1666.25	-1.0	1683.32	1692.22	1686.47	1679.72	3.58	6.79	17.88	43.43	977.52
22 Brewers and Distillers(29)	1830.72	-1.8	1860.47	1869.93	1858.21	2023.02	4.06	8.46	14.26	46.55	898.18
25 Food Manufacturing(24)	1317.17	-0.9	1329.73	1337.70	1329.50	1253.47	3.94	7.27	16.29	34.79	1022.72
26 Food Retailing(17)	2416.22	-1.1	2443.01	2424.29	2392.04	2967.76	3.94	10.79	11.55	61.47	761.06
27 Health & Household(31)	3503.37	-0.8	3532.51	3572.24	3602.38	4364.00	3.89	6.58	17.84	103.65	850.57
29 Hotels and Leisure(20)	1390.55	-1.0	1403.89	1409.78	1406.64	1154.53	4.28	5.91	21.16	53.05	1130.39
30 Media(34)	2161.09	-1.3	2188.73	2204.59	2201.89	1671.25	2.39	4.70	25.74	38.30	1208.38
31 Packaging and Paper(26)	889.99	+0.1	889.19	888.94	887.41	730.86	3.41	5.22	23.17	22.41	1171.76
34 Stores(38)	1312.39	-0.9	1323.88	1328.57	1320.92	1079.83	2.79	5.42	23.21	29.05	1160.07
35 Textiles(20)	828.68	-1.1	838.93	847.09	845.70	702.23	3.76	5.57	22.58	22.30	1142.24
40 OTHER GROUPS(143)	1661.35	-0.9	1676.86	1678.92	1674.71	1363.01	3.86	6.69	17.47	44.97	1192.91
41 Business Services(27)	1625.38	+0.2	1621.69	1624.42	1628.17	1366.92	2.77	7.32	15.51	32.82	1061.54
42 Chemicals(24)	1467.29	-1.5	1490.13	1480.61	1475.79	1343.42	4.43	0.32	‡	47.96	1065.05
43 Conglomerates(11)	1610.74	-1.4	1632.94	1631.80	1626.26	1330.49	4.77	6.51	17.39	48.66	1205.54
44 Transport(15)	3262.47	-0.1	3266.55	3267.68	3276.78	2506.54	3.61	4.13	27.40	89.51	1218.47
45 Electricity(17)	2166.92	-0.7	2131.20	2162.35	2146.55	1559.84	3.89	10.83	11.44	67.64	1439.62
46 Telephone Networks(4)	2003.50	-1.8	2035.78	2050.55	2065.24	1627.58	3.48	6.23	19.66	34.66	1214.42
47 Water(13)	3654.36	-0.6	3675.86	3632.60	3603.55	3260.31	4.89	11.84	9.33	116.66	1166.91
48 Miscellaneous(31)	2503.90	-0.4	2514.49	2534.23	2542.81	2369.45	4.57	7.19	16.70	83.58	1050.83
49 INDUSTRIAL GROUP(597)	1523.19	-0.9	1537.39	1543.06	1536.89	1368.40	3.77	6.25	19.52	41.15	1085.20
51 Oil & Gas(17)	2709.41	-0.8	2731.29	2754.71	2760.42	2159.23	4.16	5.90	21.20	89.73	1257.73
59 "500" SHARE INDEX(615)	1626.32	-0.9	1641.26	1648.22	1643.96	1432.99	3.82	6.21	19.69	45.05	1111.61
61 FINANCIAL GROUP(91)	1170.79	-1.8	1189.28	1193.55	1193.96	846.42	3.70	3.28	44.97	34.09	1388.47
62 Banks(9)	1636.89	-1.9	1668.24	1670.23	1672.79	1166.07	3.29	3.83	35.90	45.27	1422.70
65 Insurance (Life)(6)	2022.75	-0.8	2038.48	2068.02	2054.31	1706.73	4.54	4.74	28.63	73.50	1195.40
66 Insurance (Composite)(7)	673.59	-2.6	691.71	702.44	705.77	618.18	5.00	‡	‡	28.54	1120.40
67 Insurance Brokers(10)	889.61	+0.4	886.31	873.27	866.28	708.69	4.41	4.70	31.06	27.02	1190.12
68 Merchant Banks(6)	601.47	-1.2	610.93	616.04	611.96	459.17	2.94	7.26	16.91	18.79	1643.84
69 Property(30)	1088.15	-0.7	1095.38	1097.94	1094.33	817.92	3.74	3.71	35.38	24.95	1753.15
70 Other Financial(23)	438.44	-0.4	440.25	440.44	439.96	264.32	3.64	5.33	24.76	11.17	1497.86
71 Investment Trusts(111)	1718.78	-1.2	1740.21	1743.96	1736.88	1263.77	2.39	1.92	52.13	31.21	1315.55
99 FT-A ALL-SHARE(817)	1517.41	-1.0	1533.12	1539.37	1536.05	1291.28	3.76	5.60	22.15	41.91	1154.33

■ Hourly movements

	Open	9.00	10.00	11.00	12.00	13.00	14.00	15.00	16.10	High/day	Low/day
FT-SE 100	3100.6	3093.5	3088.6	3082.5	3079.7	3082.3	3083.2	3083.1	3070.2	3100.7	3069.2
FT-SE Mid 250	3452.7	3450.4	3452.4	3448.5	3448.2	3448.1	3447.4	3445.0	3435.4	3454.4	3435.0
FT-SE-A 350	1546.1	1543.1	1541.4	1538.6	1537.6	1538.5	1538.8	1538.5	1532.6	1546.1	1532.2

Time of FT-SE 100 High 8:34am Low 3:58pm

■ FT-SE Actuaries 350 Industry baskets

	Open	9.00	10.00	11.00	12.00	13.00	14.00	15.00	16.10	Close	Previous	Change
Construction	1954.7	1947.5	1946.8	1946.5	1946.5	1948.8	1947.2	1942.3	1938.2	1938.3	1954.7	-16.4
Health & H'hold	1059.4	1058.7	1057.0	1058.3	1064.7	1056.8	1059.3	1056.7	1058.5	1057.0	1066.0	-9.0
Water	1519.6	1519.1	1522.8	1525.0	1526.3	1525.0	1526.0	1521.2	1508.8	1508.4	1517.5	-9.1
Banks	2022.3	2014.6	2013.4	2005.4	2001.5	2002.4	2001.5	2003.0	1989.3	1989.6	2027.7	-38.1

Additional information on the FT-SE Actuaries Share Indices is published in Saturday issues. Lists of constituents are available from The Financial Times Limited, One Southwark Bridge, London SE1 9HL. The FT-SE Actuaries Share Indices Service, which covers a range of electronic and paper-based products relating to these indices, is available from FINSTAT at the same address. The increase in the size of the FT-Actuaries All-Share Index from January 4 1993 means that the FT 500 now contains more stocks. It has been renamed the FT "500". The FT-SE 100, the FT-SE Mid 250, FT-SE Actuaries 350 and the FT-SE Actuaries Industry baskets are calculated by the International Stock Exchange of the United Kingdom and Republic of Ireland and the FT-Actuaries All-Share Index is compiled by The Financial Times Limited, both in conjunction with the Institute of Actuaries and the Faculty of Actuaries under a standard set of ground rules. © The International Stock Exchange of the United Kingdom and Republic of Ireland Limited 1993. © The Financial Times Limited 1993. All rights reserved. "FT-SE" and "Footsie" are joint trade marks and service marks of the London Stock Exchange and The Financial Times Limited. The FT-SE Actuaries Share Indices are audited by The WM Company.
† Sector P/E ratios greater than 80 are not shown. ‡ Values are negative.

LONDON EQUITIES

LIFFE EQUITY OPTIONS

Option		Calls Jan	Calls Apr	Calls Jul	Puts Jan	Puts Apr	Puts Jul
Allied Lyons	550	31½	44½	50½	15½	22	33½
(*570)	600	9½	20	26½	46½	50½	62½
Argyll	260	16	27	31	11½	16½	22
(*267)	280	8	17½	22	23½	27	33½
ASDA	50	6½	8	10½	3	4½	5½
(*52)	60	2½	4	6	9	11	11½
Brit Airways	390	31½	42½	40½	12	17	25
(*410)	420	14	26½	34½	27½	31½	40½
Scot Bdm A	380	29	36½	46½	15½	24½	31
(*396)	420	15½	26½	37	32½	41	47½
Boots	500	34	46½	55½	9½	17½	26
(*515)	550	9	21½	26½	38	44½	52½
BP	330	20½	27½	33½	8	14	17½
(*339)	360	7	13½	20	25½	29½	33½
British Steel	110	12	16	18½	4½	7½	10
(*117)	120	6½	10½	14½	9	13	15
Bass	460	26½	27	34	21	26½	33
(*489)	500	5½	12½	19	52½	55	59½
Cable & Wire	425	37½	49½	56	11	17½	21
(*451)	450	24	34	44	21½	31½	32
Courtaulds	420	22½	32½	39	17½	23	31½
(*424)	460	6	16½	22½	45½	49½	58½
Comm Union	550	40½	55	63½	5	15	17½
(*585)	600	17	25	36	25½	38½	42½
ICI	657	36	-	-	14	-	-
(*674)	687	27½	-	-	25	-	-
Kingfisher	650	41	56½	66	14½	24	34½
(*659)	700	16	31	41	42	50	61
Land Secur	700	30	46½	54	15½	22½	34
(*715)	750	8½	22½	29½	47	51½	63
Marks & S	390	27	35	41	7½	12	18
(*408)	430	11	19½	25	22½	26½	32½
NatWest	500	60	69½	66	5	14½	19
(*541)	550	19½	26½	37½	23½	33½	43
Sainsbury	360	32½	45	51½	6½	13	19
(*386)	390	14	28	33	19½	25½	33½
Shell Trans.	650	44½	32	80½	7½	18½	23½
(*679)	700	16	24	35	30	45	49½
Storehouse	180	26½	24½	26½	3½	8½	9
(*196)	200	7½	12½	17	12½	15½	18½
Trafalgar	90	6	12	14	5	7	9½
(*94)	100	3½	8	9½	11½	13	15½
Unilever	1050	59	17	93½	17½	30	42
(*1080)	1100	26½	48½	65½	37½	57½	65½
Zeneca	750	43½	57	66	15½	39	47½
(*756)	800	16½	32	45½	47	69	75
Option		Feb	May	Aug	Feb	May	Aug
Grand Met	360	37	42½	46	10½	14½	17½
(*389)	390	17	24½	32½	25	28½	32
Ladbroke	165	15	18	22½	11½	16½	21
(*180)	180	7	11	13½	24½	32	34
Utd Biscuits	330	22½	27	31	15½	24½	28
(*330)	360	9½	13½	19	35	45½	49
Option		Dec	Mar	Jun	Dec	Mar	Jun
Fisons	140	11½	16½	23	5½	11½	17
(*143)	160	3½	11	14½	18½	23½	30
Option		Nov	Feb	May	Nov	Feb	May
Brit Aero	400	27½	104	-	1	2	-
(*423)	425	72½	80½	-	1	3½	-
BAT Inds	475	25	39	-	1½	14	-
(*494)	500	4	25	31	9	25½	37
BTR	330	23½	33	37	1	7	12
(*351)	360	1½	14½	19½	11	19	26
Brit Telecom	460	8½	17½	27	2	18	22
(*462)	500	1	5	11½	39½	47½	49
Cadbury Sch	414	38	46½	32	1	5½	12
(*450)	453	3	21½	26	8	18½	26½
Eastern Elec	550	48	57½	66½	1	7	12
(*597)	600	4	23½	36	6½	26	32
Guinness	420	14	31	36½	1½	15	24½
(*431)	460	1	12½	19½	32½	38	48½
GEC	330	6	18	24½	2	13	16½
(*333)	360	1	8	11½	29	33	35
Hanson	260	18½	22	25½	1	5½	8½
(*277)	288	1½	10½	14½	4½	14	15

Option		Calls Nov	Calls Feb	Calls May	Puts Nov	Puts Feb	Puts May
Lasmo	130	3½	15	18	1½	8½	14
(*132)	140	1	10	13	8½	15½	18½
Lucas Inds	160	13	21	24	1	7½	10½
(*171)	180	1	9	14	11	18	21½
P & O	550	14	38	46½	3½	18½	29
(*560)	600	1	16½	25½	43	50	58
Pilkington	140	12½	16½	21	1	7	6
(*150)	160	1	7	11½	11½	16½	21
Prudential	330	3½	18	22½	3½	13½	21½
(*330)	360	1	6½	10½	32	33½	41½
RTZ	650	26½	62½	63	1	15	24
(*676)	700	1	25	36½	27½	38½	48½
Redland	500	37	54	61	1	11	23
(*535)	550	1½	26½	33	17½	32½	49
Royal Insce	269	15½	26	-	1	8½	-
(*282)	289	7½	14½	-	8	17	-
Scot & New	444	29	-	-	1	-	-
(*472)	482	7½	-	-	13½	-	-
Tesco	180	17½	22	29	1	5	6½
(*196)	200	1½	12	18	6½	14	20
Vodafone	500	25½	50	68½	1½	22½	31½
(*523)	550	3	29	42½	29	50½	59
Williams	300	23	32	36½	1	6½	12
(*329)	330	1½	14	19	11	19	27½
Option		Nov	Jan	Apr	Nov	Jan	Apr
BAA	900	30	46	68½	1½	18½	39
(*926)	950	1½	22½	43	27½	46	55
Thames Wtr	500	19	32½	46	1½	6	15
(*518)	550	1	9	18½	34½	37	41½
Option		Dec	Mar	Jun	Dec	Mar	Jun
Abbey Natl	380	20½	31	34½	5	15½	19½
(*402)	420	5	15	19½	22	32½	39½
Amstrad	40	4½	7	9	2½	4½	5½
(*42)	45	2½	5	7	5	7	8
Barclays	550	34	41	48½	10½	24½	31½
(*581)	600	4	18	26	43	54½	59
Blue Circle	300	19	27½	32	7	14½	23½
(*306)	330	4	14	18	27½	32	41½
British Gas	300	23	31	25	2½	6½	11
(*319)	330	4	13½	18	14½	19	25
Dixons	280	16	25	32	6	17	21½
(*266)	280	6	18	22	19	19	32½
Eurotunnel	420	26½	-	-	13½	-	-
(*433)	460	10½	-	-	36	-	-
Hillsdown	140	15½	21½	24	2½	6½	11½
(*151)	160	3½	10½	13	12	15½	23½
Lonrho	140	6	14½	18½	6½	13	15½
(*140)	160	2	7½	11	21½	26½	26½
Natl Power	380	28½	32	39	4½	12	18
(*404)	420	6	16½	23½	20½	27	33
Scot Power	380	23½	31	38½	3½	10	12½
(*408)	420	6½	15½	25½	17	25	28
Sears	119	11	14½	16½	6	9½	17½
(*118)	120	4	8½	11	8	9½	11
Forte	225	19	27½	38	3	6½	14
(*234)	240	6	17	19½	12	19	24½
Tarmac	125	11½	17	18½	3	7½	9½
(*132)	135	5½	12½	15	7	12	14½
Thorn EMI	900	61	75½	94½	7	23	30½
(*947)	950	26½	46½	36	23½	45½	53½
TSB	200	18	22½	26	2	7½	8½
(*214)	220	6	11½	16½	10½	17½	20
Tomkins	220	11½	18½	24	5	11½	14½
(*225)	240	3	10½	14½	17½	23½	25
Vaal Reefs	90	8	-	-	7½	-	-
(*92)	100	4	-	-	13½	-	-
Wellcome	600	46	71	83½	11½	26½	36
(*630)	650	19	44½	57½	35	52½	61
Option		Dec	Apr	Jul	Dec	Apr	Jul
Glaxo	600	53	73½	93½	8½	31	41½
(*639)	650	22	48	66½	29	56	66
HSBC 75p shs	700	41	67	77	12	30½	47½
(*725)	750	14	41	52	37	56½	74½
Reuters	1550	70	121	181	24½	68½	87
(*1586)	1600	41½	94	124	46½	92½	111
Option		Dec	Feb	May	Dec	Feb	May
Option		Dec	Feb	May	Dec	Feb	May
Rolls-Royce	160	2	7	18	21½	15½	14
(*163)	180	1	3	19	30½	35	25½

* Underlying security price. Premiums shown are based on closing offer prices.
November 22, Total contracts: 51,857 Calls: 20,926 Puts: 30,931

TRADITIONAL OPTIONS

First Dealings	Nov. 8	Last Declarations	Feb. 10
Last Dealings	Nov. 19	For settlement	Feb. 21

3-month call rate indications are shown in Saturday editions.

Calls: Aminex, Babcock, Baillie Gifford Tech., Betterware, City of London, Hanson Wts., Minmet, Molynx, Natl. Home Loans, Navan Res., Prestwick, Selec TV, Signet Puts: Royal Bk. Scotland, Signet, Tiphook. Puts & Calls: Avesco, Hanson Wts., Monarch Res., Tadpole Tech.

RISES AND FALLS YESTERDAY

	Rises	Falls	Same
British Funds	3	72	3
Other Fixed Interest	0	3	12
Commercial, Industrial	163	466	792
Financial	11	80	77
Property	8	31	98
Investment Trusts	54	228	267
Oil & Gas	11	30	38
Mines	43	32	65
Others	40	58	51
Totals	313	1,000	1,401

Data based on those companies listed on the London Share Service.

LONDON RECENT ISSUES: EQUITIES

Issue price p	Amt paid up	Mkt. cap (£m.)	1993 High	1993 Low	Stock	Close price p	+/-	Net div.	Div. cov.	Grs yld	P/E net
§140	F.P.	46.9	165	140	Abacus	162		NR3.5	2.0	2.7	22.0
-	F.P.	44.5	94	88	Abtrust Emrg Econ	89	-1½	-	-	-	-
-	F.P.	4.9	52	46	Do Warrants	49	-1	-	-	-	-
170	F.P.	200.5	187	178	Alders	186	+1	WN8.1	2.2	4.1	13.9
170	F.P.	-	178	160	BSM	163		W5.78	0.7	4.5	40.9
100	50	10.4	62	50½	BZW Endowment	52		-	-	-	-
100	F.P.	107.6	102	98	CLM Insce	86	-½	-	-	-	-
200	F.P.	34.0	205	195	Canadian Pizza	197	-2	W5.9	2.3	3.7	14.8
§460	F.P.	43.5	475	438	Cantab	442	+2	-	-	-	-
125	F.P.	59.2	168	125	CentreGold	147		LN2.0	2.7	1.7	26.0
110	F.P.	24.6	110	98	Charles Sidney	105	-1	LN3.5	2.2	4.2	13.4
100	F.P.	13.9	114	102	Cleveland Tst	111		uN5.28	0.8	5.9	21.7
-	F.P.	4.8	20	10	Coal Invs	15		-	-	-	-
-	F.P.	53.8	142	133	Crest Packaging	134		W3.65	2.1	3.4	17.1
100	F.P.	51.8	102	96	Dellen Lloyds Tst	98	+1	-	-	-	-
1	F.P.	4.0	1¾	1¼	‡Emerald Energy	1½		-	-	-	-
-	F.P.	31.2	112	104	Finsbury Underwrt	104	-3	-	-	-	-
-	F.P.	11.0	56	51	F & C Em Mts Wts	55		-	-	-	-
168	F.P.	340.6	171	168	Gartmore	169	-1	W4.0	2.0	3.0	20.9
-	F.P.	27.6	111	103	Gartmore Shared	106	-1	M3.6	-	11.3	-
-	F.P.	23.9	104¾	100¼	Do Zero Div Pf	102½		-	-	-	-
100	F.P.	89.0	102	98	HCG Lloyds Tst	99		-	-	-	-
100	F.P.	31.9	111	102	Hiscox Select Ins	106	-2	-	-	-	-
225	F.P.	112.9	263	255	Independent Insce	258		u8.25	1.2	4.0	23.7
180	F.P.	50.7	208	162	Litho Supls.	182		R6.5	2.0	4.2	14.6
-	F.P.	0.8	15	10	Lon Fin & Inv Wts	11½		-	-	-	-
100	F.P.	280.0	102	100	London Insc Mkt	100		-	-	-	-
100	F.P.	57.9	97	96	New London Cap	98		-	-	-	-
-	F.P.	2748.2	424	315½	Rothmans Intl Units	414	-3	W12.52	2.5	3.8	13.0
230	F.P.	84.0	258	240	Roxboro	240	-6	NR1.9	5.7	1.0	18.9
§290	F.P.	183.2	323	284	Scotia	284	-7	-	-	-	-
135	F.P.	25.3	141	141	Smaller Co's Tst C	141		-	-	-	-
100	F.P.	61.2	102	102	Throg Prfd Inc	102		-	-	-	-
§190	F.P.	27.9	198	183	Towry Law	183	-2	LN4.6	2.2	3.1	18.0
-	F.P.	24.7	111	102	Ugland Intl	103	-4	-	-	-	-
-	F.P.	2126.0	339	304	Vendome Uts	304	-3	WQ7.68	2.8	2.5	14.2
§170	F.P.	66.7	323	252	Virtuality Group	255		-	-	-	-
-	F.P.	14.5	4¼	3	Wiggins	3¼		-	-	-	-

† Introduction. § Placing price. F.P. Fully-paid security. For an explanation of other notes, please refer to the Guide to the London Share Service.

RIGHTS OFFERS

Issue price p	Amount paid up	Latest Renun. date	1993 High	1993 Low	Stock	Closing price p	+or-
85	Nil	23/11	14pm	6pm	‡Comac	6pm	-1
¼	Nil	23/12	1¼pm	½pm	Ferromet	1¼pm	
11	Nil	23/12	1¾pm	1¼pm	Graystone	1½pm	
3¼	Nil	23/12	½pm	½pm	IMC Inds	½pm	
44	Nil	6/1	21½pm	10pm	‡Rhino	15pm	
85	Nil	12/1	2¾pm	¼pm	Scottish Metrp.	2½pm	
485	Nil	24/11	88pm	58pm	Siebe	65pm	+3
-	Nil	8/12	11pm	5pm	Ugland Intl	5pm	-2
375	Nil	25/11	47pm	38pm	Wilson Bowden	41pm	
152	Nil	14/1	23pm	11pm	Wyevale Garden	11pm	

pm Price at a premium.

FINANCIAL TIMES EQUITY INDICES

	Nov 22	Nov 19	Nov 18	Nov 17	Nov 16	Yr ago	*High	*Low
Ordinary share	2328.2	2357.6	2371.4	2363.8	2347.9	2034.3	2414.2	2124.7
Ord. div. yield	4.00	3.95	3.93	3.93	3.96	4.54	4.52	3.82
Earn. yld. % full	4.67	4.62	4.57	4.60	4.63	6.34	6.38	4.47
P/E ratio net	26.79	27.11	27.39	27.23	27.04	20.10	28.30	19.40
P/E ratio nil	24.84	25.15	25.41	25.26	25.08	18.56	26.14	18.14
Gold Mines	247.8	245.3	245.8	242.5	246.9	63.3	248.2	60.0

*For 1993. Ordinary share index since compilation: high 2414.2 31/8/93; low 49.4 26/6/40
Gold Mines index since compilation: high 734.7 15/2/83 - low 43.5 26/10/71
Ordinary share base date 1/7/35; Gold Mines 12/9/55.

Ordinary Share hourly changes

Open	9.00	10.00	11.00	12.00	13.00	14.00	15.00	16.00	High	Low
2357.0	2344.9	2340.2	2334.5	2334.6	2337.1	2336.0	2337.5	2327.8	2357.0	2327.0

	Nov 22	Nov 19	Nov 18	Nov 17	Nov 16	Yr ago
SEAQ bargains	27,069	25,275	27,609	28,725	27,404	27,253
Equity turnover (£m)†	-	1173.4	1552.5	1453.2	1322.4	856.2
Equity bargains†	-	29,474	31,706	31,559	31,363	28,299
Shares traded (ml)†	-	479.2	603.3	565.5	570.5	393.8

† Excluding intra-market business and overseas turnover.

AMERICANS

BUILDING MATERIALS

BREWERS & DISTILLERS

BANKS

CANADIANS

BUSINESS SERVICES

ELECTRICALS

CONTRACTING & CONSTRUCTION

CONGLOMERATES

CHEMICALS

ELECTRICALS - Cont.

ENGINEERING-GENERAL

ENGINEERING-AEROSPACE

ELECTRONICS

ELECTRICITY

ENGINEERING-GENERAL - Cont.

HOTELS & LEISURE

HEALTH & HOUSEHOLD

FOOD RETAILING

FOOD MANUFACTURING

HOTELS & LEISURE - Cont.

INVESTMENT TRUSTS

INSURANCE LIFE

INSURANCE COMPOSITE

INSURANCE BROKERS

INVESTMENT TRUSTS - Cont.

INVESTMENT TRUSTS - Cont.

	Price	+or-	1993 high	low	Yld Gr's	NAV	Dis or Pm(-)
Scot Asian Pig	273	-4	294	195	-	303.1	3.6
Warrants	746	—	785	225	-	-	-
Scot East	79½	-1	82	63½	2.5	91.8	14.7
Scottish Inv	220	-3	231	183	2.6	257.1	14.8
Warrants	71½	-2½	80	38	-	-	-
Scot Mortgage	210½	-3½	230½	178	2.3	248.4	11.8
Scot National Inc	95½xd	-1	105	83	10.3	-	-
Cap	29	-3	38	16	-	98.7	87.9
Stepped Pf	157½	+½	160½	150¾	4.6	-	-
Zero Div Pf	229	+½	231½	207	-	-	-
Warrants	4½	—	5	2½	-	-	-
Scot Value	99½	-1½	101	71	2.3	100.8	0.8
Sec Alliance	1578	-7	1648	1390	3.1	1737.8	9.2
Second Consid	106	—	109	90	-	189.4	12.4
Second HGSC	186	+½	109	101	-	-	-
Second Market	405	—	407	258	-	-	-
Sec Tst Scot	86½	-1	89½	74½	5.6	432.0	8.4
Select Assets	157	-1	163	109½	4.9	90.9	1.5
Eq Ind Sarl	151	—	163	128	1.0	182.3	18.3
Eq Ind Sarll	151	—	153	128	3.6		
SHIRESCOT	140xd	—	146	104	3.5		
Shires	289	-2	298	231	4.7	136.0	0.8
Slam Select	291	-5	297	97	7.4	278.6	-8.7
Smaller Cos	138	-1	139	70	6.6	202.8	23.8
Warrants	88	—	59	14	3.6	129.7	-2.5
Sphere Inc	32½	—	68	14	-	-	-
Zero Div Pf	92¾	-½	92¾	80¾	11.6	47.6	28.7
Units	905	—	925	785	-	-	-
Sumit	183	—	139	86	-	-	-
TR City of Lon	149½	-2	154	128	1.3	191.2	-28.4
TR Euro Growth	129	—	133	76	4.0	143.7	-4.2
Pig Sub	78	—	76	27	1.9	132.7	3.2
TR Far East Inc	182xd	-5	189	112	2.2	-	-
Warrants	58	-4	88	22	3.6	172.6	5.9
TR High Inv	189	-1	138	102	-	-	-
Sub	41	—	43	25	5.6	127.4	-6.4
TR Pacific	175	-3	184	170	4.7	-	-
TR Prop	35¼	-½	38¾	17	8.5	188.4	18.4
TR Smaller	180½	-½	189	149	3.2	87.1	5.9
TR Technology	130	—	129	47	6.8	193.3	3.8
Units	2030xd	+17	2909	2010	2.1	242.3	17.4
Stepped Pf	142xd	+½	144	111½	1.4	2608.5	6.1
Zero Pf	222½	—	224½	200½	0.8	-	-
Temple Bar	365½	-5½	380	283	-	-	-
Templeton Em	379	-8	388	218	4.8	345.8	6.1
Warrants	283	-7	272	158	6.8	356.6	-6.8
Thompson Clive	173	-1	183	119	-	-	-
Thornton Asian	108	-1½	171	69	2.7	204.0	15.2
Warrants	28	-1	30	7	8.8	134.0	19.3
Thornton Pan Euro	88	—	37	27	-	-	-
Warrants	1	—	2	1	3.5	88.9	7.3
Throg Dual Inc	17	—	20	59	-	-	-
Cap	489	-6	500	369	11.5	-	-
Throg 1000 Sois Cos	118	—	121	87	-	735.5	32.5
Warrants	25	—	40	11	2.7	122.2	5.1
Throgmorton Tst	73	-2	79	64	-	-	-
Tor Inv	380	—	383	333	8.8	79.5	7.5
Cap	938	-5	960	845	12.7	-	-
Trust of Prop	58	—	60	56	8.6	1444.1	34.9
Turkey Trust	295	+2	*290	100	2.1	104.8	14.6
Warrants	130	—	140	19	8.4	361.3	19.3
USDC	236	-1	242	178	-	-	-
US Smaller Cos	187	—	192	123	2.4	267.3	11.6
Warrants	74	—	60	62	0.3	142.0	3.6
Value & Inc	113xd	-1	114	76½	-	-	-
Venturi	29	-½	23	12	4.4	99.5	-14.7
Inc	43	—	44	56	-	25.7	22.1
Cap Indexed	240	—	246	187	10.3	-	-
Warrants & Value	32¼	—	33	28	-	-	-
Welsh Indl	180	—	180	116	-	32.1	1.9
Whitbread Inv	794	+3	795	542	2.8	199.5	9.8
Witan	215	-2	225	181	2.6	-	-
Worth	21	-1	25	16	2.6	246.6	13.0
Yeoman Inc	115	-1	120	101½	6.8	24.6	12.9
Cap	226	-2	246	128	14.8	-	-
Zero Pf	281	—	281	176	-	443.0	48.1

Net asset values supplied by NatWest Securities Limited as a guide only. See guide to London Share Service.

INVESTMENT COMPANIES

	Price	+or-	1993 high	low	Yld Gr's	NAV	Dis or Pm(-)
Baring Chrysalis$	675	—	676	487	0.6	-	-
Warrants	213	—	228	82	-	-	-
C $	373	—	374	339	-	-	-
Baring Secs Em Mkts	831	—	831	676	-	-	-
Baring Pumas $	1875	+137	1875	1086	0.2	-	-
Beta Viet Nam Uts	245	—	246	£95⅝	-	-	-
Biotech Rd Pf $	205	-1	267	133	-	253.0	19.0
China & Eastern $	198	-2	210	132	2.8	251.3	21.1
Environmental Inv $	574	—	574	545¼	-	-	-
Warrants	51	—	64	33½	-	-	-
Euro Assets Fl	313	—	314	205	2.3	329.8	5.1
Fidelity Jap OTC	551	—	611	307	-	-	-
Warrants	110	—	183	16	-	-	-
First Pacific $	27	—	27	7½	8.3	-	-
Five Arrows Chile $	1280	—	1280	866	3.6	-	-
GT Chile Fd Uts	1605	—	1615	1007	2.7	-	-
Gen Oriental $	812½	—	817½	307½	3.2	-	-
Genesis Chile $	1460	—	1465	1060	3.6	-	-
Warrants	611	+3	369	341	-	-	-
Genesis Em Mkts $	1990	-9	1936	1125	0.9	-	-
Genesis Malay $	1305	—	1305	597	-	-	-
Govett Asc End $	17	-2	81	93	0.6	108.0	26.4
Hungarian Inv $	£76½	—	£74½	£34½	-	-	-
India Fund	380	—	380	202	0.9	-	-
Indonesia Eq Fd	478	—	607	227	-	-	-
Warrants	27	—	29	25½	-	-	-
Int Inv Tst Jsy	485	—	486	365	3.6	-	-
Inv Tst Guernsey	76	—	71	58	4.6	79.0	71.4
JF Fledge Jap Y	184	-8	*232	109	-	210.3	12.8
Warrants	6	-6½	66	2	-	-	-
JF Japan OTC Inc	578	—	*772	414	-	-	-
Warrants	283	—	285	82	-	-	-
JF Pacific Wrt	488	—	*489	215	-	-	-
Warrants	30	-1	40	15	-	-	-
Pf (Regd)	$900	—	$999	$100	-	-	-
JF Philippine $	360	—	368	446	-	-	-
Warrants	229	—	229	10	-	-	-
Jakarta Fund $	*1077	+8	1077	405	-	-	-
Japan Warrnt	76	—	147	40	-	-	-
Warrants	13	—	24½	4¼	-	-	-
Jersey Phoenix	111xd	—	111	91	4.7	114.7	3.7
Warrants	24	—	28	10	-	-	-
Latin Am Extra	808	+8	808	571	16.4	-	-
Malacca Fd $	1076	—	1076	597	-	-	-
Mauritius Fund	763	+6	762	385	13.2	-	-
Mexico Fund	2836	+37	*2836	1300	3.6	-	-
Paramax	49	+1	40	37	3.6	-	-
Portugal Fd Pf	383	—	410	210	-	-	-
Robeco N.V.	£41⅝	—	£48½	£35	3.8	-	-
Sub Fl	418	—	465	350	3.6	-	-
Rolinco N.V.	£41⅞	—	£43½	£34½	1.9	-	-
Sub Fl	410	—	435	348	1.9	-	-
Schroder Jap Wrt	78	—	96	24	-	-	-
Warrants	8	—	17	2	-	-	-
S'pore SESDAQ $	1118	—	1177	424	0.2	-	-
Sth American Fd	208	-2	211	112½	-	-	-
Warrants	83	+1	83	33	-	-	-
SE Asian Wrts	984	-37	1065	414	-	-	-
Spanish Smllr Co's	613	+2	813	617	-	-	-
Warrants	93	—	122	24	-	-	-
Thai Euro Fd	1980	-28	2067	1173	0.6	-	-
World Trust Fund	836	—	868	544	-	-	-
Warrants	432	—	446	181	-	-	-

Net asset values supplied by NatWest Securities Limited as a guide only. See guide to London Share Service.

MEDIA

	Price	+or-	1993 high	low	Mkt Cap£m	Yld Gr's	P/E
Abbott Mead	535	—	542	405	86.2	2.2	28.1
Adscene	190	—	193	103	28.2	3.3	19.4
Aegis	19	-½	48	18	183.1	‡	-
9¼pc Cv Pf	73	—	83	21	92.6	13.4	-
Allied Radio	7	—	13½	6¼	3.44	-	-
8pc Cv 2001	275	—	£85	£57½	4.83	10.3	-
Anglia TV	428	-4	438	194	180.0	2.7	19.8
Aveaco	120	-1	*128	18	97.4	-	-
BBB Design	18	—	28	7	1.47	-	-
Birkdale	8½	—	*36½	7½	8.73	-	-
Black (A & C)	348	—	360	315	5.24	3.6	13.9
Blenheim	342	—	808	290	318.7	3.4	12.7
6.4p Cv Pf	81¾xd	-½	86½	81	92.0	9.8	-
Border TV	143	+4	153	80	14.7	2.9	12.0
Bristol Eve	360	—	379	275	57.8	4.1	32.0
CIA	352	—	352	257	41.2	1.8	22.2
Capital Radio	238	—	231	171	147.8	3.2	24.1
Carlton Comms	789	-1	818	718	1,510	3.0	22.4
6½pc Pf	114½	-½	125	100	136.6	7.1	-
Central ITV	2095	+3	2108	1615	601.7	2.3	22.7
Chiltern Radio	88	—	88	58	5.78	-	-
City of Lon PR	30	+1	58	44	8.87	3.4	16.4
Daily Mail A	£10⅛	—	£10¼	277	476.3	1.6	21.4
Dorling Kindersley	343	—	386	261	211.6	1.2	φ
EMAP	360	+16	373	322	615.6	2.9	21.7
Elsevier Fl	£62¼	-1¼	£63⅞	£43¾	3,487	1.8	17.7
Euromoney	1373	+25	1375	873	278.6	3.6	φ
Flicks	11	—	20	10½	3.91	-	-
Flextech	388	+16	288	71	98.2	0.2	-
GWR	580	—	500	238	18.8	1.7	30.2
Gold Greenlees	207	—	*235	209	64.4	6.6	14.6
Goodhead	17	-2	41	17	2.86	3.7	-
Grampian TV A	234	-1	246	149	33.0	3.5	16.1
Greenwich Comm	18	—	22	4½	1.28	-	-
HTV	55	-2	65	16	61.6	3.1	39.6
Harrington K'bride	198	-6	204	170	18.3	3.1	15.7
Haynes Publ	458	—	488	233	47.1	2.2	17.2
Hodder Headline	336	-5	383	335	117.9	1.8	28.5
Holmes March	46	—	38	15	12.8	-	11.4
Home Counties	118	—	145	99	11.9	3.8	-
Independent IE	420	-5	436	240	329.4	3.0	22.7
Intereurope Tech	187	—	138	130	8.66	6.6	11.9
Intl Bus Comms	144	-1	151	58	58.1	-	20.8
Johnston Press	520	-16	550	405	160.2	1.8	22.5
LWT	383	—	519	405	520.3	1.2	23.3
Lopex	29	—	*32	15½	13.3	-	-
MAI	33½	-1½	36½	28	11.8	-	-
Warrants	19	-1	29	14½	8.33	-	-
Metal Bulletin	327	+1	327	248	31.9	5.1	23.1
Metro Radio	200	—	281	180	34.4	5.1	25.8
Mirror Group	155	-2	166	58	621.2	-	-
More O'Ferr	331	-1	346	175	169.8	5.0	18.3
News Corp A$	435	-16	515	297	8,234	0.3	-
News Intl Spec Div	285	-3	307	189	1,830	6.8	16.8
Neos	68	—	51	35	24.0	4.3	12.2
Ospray Comms	35½	-½	*36	6½	8.26	0.7	-
Pearson	659	-18	696	354	3,676	2.7	30.4
Perla & Sond	612	+1	675	510	73.4	1.6	10.8
Premier Health	2⅛	+¼	3¼	0¼	6.91	-	-
Princedale	29	—	23	23	18.8	-	-
Quarto	292	—	*295	158	59.4	2.8	17.4
6½pc Pf	180	—	189	113½	8.81	6.5	-
Radio Clyde	309	+3	327	274	27.8	3.4	24.2
Reed Int	732	-13	784	410	4,169	5.9	31.8
Reuters	1584	-41	1658	1240	6,681	1.7	26.2
Saatchi	179	-2	*186	142½	391.8	-	-
Scottish TV	444	—	583	416	233.1	2.9	21.9
SelecTV	28	-3	34½	13½	39.4	-	-
Shandwick	28	+½	32½	14	21.8	-	-
Sleepy Kids	81	-1	*84	14	16.1	-	-
Southern Radio	51	-1	58	37	14.8	1.9	41.2
Southnews	188	—	188	98	25.0	1.8	30.2
Sterling Pub	188	—	171	80	62.8	2.3	17.8
Storm	16½	—	20	6	12.4	-	-
Sunset & Vine	120	—	148	115	7.37	3.4	19.7
Telegraph	370	—	423	328	485.5	4.1	15.5
Taylor Nelson	28	—	28¾	16¼	81.3	1.5	23.4
Thomson	832xd	—	835	715	4,887	1.8	41.2
Trans World	84	—	78	44	25.8	1.8	23.3
Trinity Intl	367	+5	365	313	347.3	5.1	21.8
Ulster TV	477	+1	499	274	58.1	3.1	14.6
Utd News	529	+7	*557½	430½	1,284	5.1	14.7
VTR	193	+2	104	30	8.07	4.7	φ
WPP	80	-1	*108	48	408.4	1.4	3.4
Warrants	5	—	*9	3	0.25	-	-
Wainwright	360	+3	410	270	280.1	1.9	30.6
Yorkshire Tyne-T	230	-2	234	118	108.5	7.2	8.3
Warrants	38	-1	82	6	3.08	-	-

MERCHANT BANKS

	Price	+or-	1993 high	low	Mkt Cap£m	Yld Gr's	P/E
Bankgo 6pc Cnl 2nd Prf	103½xd	—	123½	62	12.9	9.7	-
9¾pc Non-Cum Prf	123xd	-½	126	113	49.2	9.9	-
Close Bros	495	-5	495	250	294.3	3.0	16.5
Hambros	364xd	-3	403	243	321.3	5.0	16.4
7¾pc Cv Pf	145½	-2½	164	111½	215.2	6.5	-
Joseph (L)	416	—	428	313	21.8	5.0	-
Kleinwort Benson	502	-4	530	312	893.8	4.2	17.4
Rea Bros	50	—	54	39	18.6	1.4	53.1
Schroders	1193	-17	1336	467½	1,204	1.3	23.8
N/V	1083	-17	1315	387½	383.2	1.4	21.9
Singer & Fried	50	—	53	40	153.9	4.7	-
Warburg (SG)	860xd	-11	940	529	1,796	3.0	12.1
Wintrust	328	—	326	180	27.1	3.6	28.8

METALS & METAL FORMING

	Price	+or-	1993 high	low	Mkt Cap£m	Yld Gr's	P/E
ASW	140	+1	236	61	87.8	5.1	-
Apollo Metals	84	—	130	83	14.3	5.2	15.4
Ash & Lacy	153	—	170	143	38.9	3.2	19.3
Billam (J)	283	—	312	129	4.18	2.6	13.0
Brit Steel	117	-2	131½	64	2,340	1.6	-
CI	14	-2	26	12	12.1	5.3	15.1
Castings	198	—	213	158	41.8	2.7	14.8
Chamber & Hill	185xd	—	185	113	13.5	4.4	11.6
Cohen (A)	403	—	465	209	7.49	1.1	-
Cook (Wm)	245xd	—	298	120	59.7	3.1	14.8
Cooper (F)	17	—	64	43	27.4	3.8	φ
Ferraris	72	—	*78	32	7.84	3.5	φ
Firth (GM)	14	—	17	6	4.22	-	-
GBE Intl	60	—	39	63	67.4	3.9	-
Garton	91	—	101	79	3.69	6.5	-
Glynwed Intl	308	-2	331	245	839.2	4.8	23.8
Goodwin	33	—	36	25	2.38	2.5	φ
Johnson & Firth	36½	—	64	36½	55.8	3.8	12.2
Johnson Matthey	408	—	537	425	871.2	2.8	20.2
Kobe Steel Y	208	-8	229	147	4,599	2.4	φ
Lloreel	105	—	138	76	12.7	4.5	16.4
Manganese Bro	187	+1	139	71	17.8	3.0	φ
Meteoc	69	—	78	76	16.1	-	-
Morris Ashby	172	—	184	134	28.3	3.9	13.1
Radiant Metal	69	—	86	73	1.22	-	-
Richards Grp	74	—	78	58	6.20	6.5	-
[illegible]	349	-4	249	87	172.7	1.9	36.2
Sycamore	2¾	-¼	2¾	2¼	3.57	-	-
Thyssen DM	1862	-8	1928	1279	579.7	2.1	-
Tinsley (Eliza)	88	—	100	70	7.14	7.9	15.1
Triplex Lloyd	144	—	*150	143	92.9	8.1	17.3
Utd Industries	24	-½	24½	8	3.22	-	-

MISCELLANEOUS

	Price	+or-	1993 high	low	Mkt Cap£m	Yld Gr's	P/E
Abbeycrest	83	—	83	43	17.2	4.8	22.5
Airsprung	274	—	281	249	64.8	2.1	17.6
Alumasc	383	—	392½	207½	88.0	2.6	18.7
Amberley	46	—	50	45	2.98	2.7	-
Appld H'graph	71	—	120	41	14.7	-	-
Ashley	18	—	25	9½	14.1	2.3	-
8½p Net Cv Pf	58	—	101	73	12.6	11.5	-
Aspen Comms	120	—	212	118	18.7	4.7	11.7
Attwoods	136	-1	*143	181	393.9	4.5	-
BAT Inds	494	-2	521½	407	15,295	4.0	14.6
12½pc Ln '03/08	£131⅛	-⅞	£131⅝	£119¾	638.6	9.6	-
Barlo IE	76xd	-2	76	42	134.4	14.6	30.1
Beckenham	2¼	—	20	2½	2.43	-	-
Bilston B'ess	29	—	*41	21½	2.36	-	-
Bimec	3¼	-¼	7¼	2	4.61	-	-
Birkby	218	—	*220	118½	47.8	2.0	20.7
Black Arrow	38	-1	40	28½	7.42	8.8	8.8
Black (P)	248	-2	263	136	136.6	1.8	21.9
Bluebird Toys	568	—	575	129	44.2	1.6	17.3
Brit B'stock	76	—	82	42	2.66	-	-
Brit Thornton	161	—	186	115	26.9	1.9	17.6
Bullers	2	—	3	1¼	2.32	-	-
Business Tech	18½	—	*24	11½	8.63	-	-
Calderborn	166	-3	174	130	49.1	5.6	23.0
Cassidy Brothers	78	—	78	68	4.21	3.6	12.8
Channing	328	+2	346	220	63.4	3.2	19.6
Christies Intl	209	—	215	144	395.2	6.6	51.9
Colefax & F	58	—	67½	58	12.3	2.5	-
Copymore	71	—	78	58	7.71	1.8	21.7
Cornwell P'ker A	185	—	236	130	64.2	4.5	21.3
Cosalt	163	—	179	92	15.3	6.1	20.2
Danka Bus Syst	299	-1	315	78½	590.9	6.6	26.3
Delaney	4¼	—	8½	4	2.08	-	-
Divide Heel	28	—	30	16	3.84	4.6	22.7
Dudley Jenkins	78	—	97	42	8.86	5.0	17.7
EFG	14	—	*16½	6	8.86	-	-
Elbief	22	—	26	19	2.79	-	-
Esselte SKr	886	—	972	748	131.7	2.5	-
Eurocopy	84	—	87	32	20.2	2.3	21.6
Expamet	80	—	29½	8½	18.6	2.4	-
Faber Prest	396	-3	410	378	32.8	4.6	10.6
Fairway Group	74	—	74	41	23.8	3.5	21.8
FII	313	—	400	260	48.8	5.0	φ
Fine Decor	279	—	273	233	33.7	3.5	20.7
Flogas	283	—	298	215	82.2	3.9	11.8
Frost	222	-2	*234	182	257.0	3.5	28.9
Gestetner	136	—	161	158	258.8	7.4	0.8
Glenchewton	33	+1	58	16	8.61	-	-
Global	14	—	16	7	16.9	4.8	21.8
Gt Southern	446	—	447	301	82.6	3.2	18.3
Hartstone	47	+1	*77	30	49.2	7.4	-
Hawtal Whiting	48	-1	93	35	3.61	-	-
Headlam	178	—	*183	84	59.6	2.1	39.5
Health (S)	188	—	158	73	3.26	6.5	12.4
Heritage	73	—	75	29	3.31	-	-
Hobson	17	—	18½	8½	16.5	-	-
Holliday Tech	172	—	176	07	5.36	4.4	22.4
Hornby	161	+1	163	130	14.7	6.2	17.1
Kershaw (A)	855	+5	855	465	227.7	6.2	34.0
LBW	148	—	151	61	6.36	3.0	11.6
Lambert Hth	355	—	360	315	21.8	4.7	6.7
Laser-Scan	28	—	65	10	4.83	-	-
Le Creuset FFr	287	-5	308	250	47.8	1.9	16.1
Lionheart	76	—	16½	9¾	19.6	2.5	-
Lincat	205	—	220	87	14.9	3.7	14.4
Lincoln House	29½	—	33½	4½	4.78	-	24.3
McLeod Russel	101	—	186	95	61.1	7.4	12.3
Mineral	4½	-1¼	8¼	1¼	4.58	-	-
Nobo	186	—	192	128	23.2	3.2	18.8
Norbain	269	+7	277	58	20.4	0.7	20.7
Nu-Swift	353	—	413	316	159.1	-	φ
Office & Elect	28	—	81	80	3.61	-	-
Osborne & L	203	—	204	66	12.3	2.6	22.3
Pentland	98	—	138	87½	395.1	3.5	12.6
Photo-Me	321	-6	336	290	160.7	1.6	20.8
Pittards	59	-2	109	44	10.8	3.8	14.3
Plantsbrook	85	—	87	68	63.8	4.6	13.4
Platignum	41	—	63	30	10.1	1.8	15.9
Porth	11¼	+¼	14½	5¼	2.18	-	-
Portmeirion	439	—	448	260	45.1	2.2	19.1
Polyon	208	—	260	131	84.4	2.4	81.1
Rhino	66xd	—	69½	20½	52.0	-	-
Ricardo	156	-1	186	91	56.9	4.6	25.5
Ross Grp	18	—	18	16	18.3	5.1	6.5
Rosspur	16½	-½	22	10½	4.66	-	-
Shanks McEwan	119	-3	128	119	219.1	9.6	34.0
Slimbright	339	-1	383	220	180.0	2.9	16.4
Sinclair (Wm)	103	—	289	180	38.8	4.6	14.2
Sotheby's A $	963	-17	1038	713	333.5	3.8	-
Shn Business	73	—	146	56	72.4	3.6	7.1
Spandex	462	—	462	265	48.7	1.8	20.5
Spear (JW)	550	—	590	308	30.5	1.8	16.8
Strong & Fisher	22	—	30	28	37.8	5.7	8.1
Tama (John)	102	—	102	73	87.2	4.0	20.6
Toye	105	—	185	100	2.36	-	-
UDO	195	—	208	173	56.8	4.6	22.2
UK Safety	58	—	60	53	23.6	5.2	2.0
WSP	43	—	46	41	4.57	7.8	11.2
Walker G'bank	84	—	95	71	90.0	4.1	24.0
Waste Mangt Intl	528	-7	763	513	2,079	-	-
Waterford IE	44	—	45	22	311.9	-	-
Waterman Part	37	—	58	25	11.4	2.2	-
Wilton	1¼	—	1¾	0¼	13.6	-	-
Wood (A)	135	—	159	125	2.70	1.4	40.2
Young (H)	44	—	60	38	7.29	8.5	16.1

MOTORS

	Price	+or-	1993 high	low	Mkt Cap£m	Yld Gr's	P/E
ABI Lela	80	—	96	58	23.7	4.9	16.7
Abbey Panels	226	—	259	233	4.26	-	-
Airflow Stream	117	—	106	95	10.00	3.2	11.3
Alexanders	23	-1	39	14	9.04	-	-
Appleyard	128	-2	*133	76	78.6	6.1	-
Avon Rubber	498	—	*541½	434	131.5	4.1	19.9
BBA	187	+1	*188	147	757.8	6.6	15.9
6¼pc Cv Pf	125	—	127	105½	108.4	6.6	-
BSG Intl	89½	-1	*79½	82	177.8	5.9	23.8
Bletchley	310	—	238	203	14.2	3.7	16.8
Bostrom	185	—	192	120	29.2	4.1	32.7
Burndene	81	+1	38	10½	37.8	2.8	13.5
Caffyns	369	—	388	303	11.9	4.0	72.4
Caverdale	13¼	-½	16	4½	22.6	-	-
Central Motor	138	—	142	28	17.8	3.6	38.8
Channel	49½xd	+3½	41	24	14.7	3.3	20.5
Cook (DC)	29	-1	32	18	17.9	2.7	16.8
Cowie (T)	234	—	247	158	324.9	3.5	17.8
Calver	6¼	—	6¾	4	4.69	4.8	11.7
Dagenham	187	—	141	86	24.7	5.2	24.6
Davenport Vernon	148	—	*155	102½	29.8	3.4	16.7
Dixon Motors	148	—	140	158	78.8	3.0	-
ERF	327	—	330	155	32.1	6.6	-
European Motor	134	-1	146	92	88.3	8.8	18.5
Essex Hatcher	403	—	408	268	97.0	3.6	62.1
First Tech	238	—	209	101	38.8	6.8	21.8
GKN	494	-2	513	434	1,277	5.3	32.3
Gowrings	69	—	78	30	5.08	4.9	-
Hartye	241	+1	247	00	38.3	1.8	-
Jacks (Wm)	00	+2	35	13	3.79	-	-
Jessups	88	—	100	58	6.40	6.0	-
Kwik-Fit	138	-1	176	87	273.5	3.6	22.5
Laird	329	—	331	209	385.8	4.8	18.2
Lex Service	472	+6	420	281	368.3	2.4	22.6
Lookers	149	—	154	58	28.5	5.2	-
Lookers 8pc Cv Pf	117	—	123	58	18.2	6.8	-
Lucas Inds	171	-4	181	126	1,214	5.1	-
Warrants	28½	+½	27½	11¼	10.3	-	-
[illegible]	28	—	27½	21	23.1	-	-
Mayflower	88	—	*82	29	159.0	1.9	45.9
Mid-States	66	-1	98	29	41.2	1.1	11.9
Motor World	329	—	*329	257	42.6	2.4	20.1
Pendragon	281	-1	*264	224½	98.8	3.2	20.6
Perry Grp	183	—	*138	181½	40.6	5.9	-
Quicks Grp	184	-1	186	100	37.8	3.6	21.6
Sanderson M E	132	—	*166	30	43.7	2.0	28.2
Select Inds	5	—	11	6	6.75	-	-
T&N	196	—	223	184	976.5	7.0	27.6
TLS Range	29	—	82	12	6.13	1.2	-
Trinity	239	—	266	163	122.3	3.0	22.2
Vardy (Reg)	169	-1	175	125	77.2	3.1	28.6
Volkswagen DM	£157½	-1⅞	£167½	£99⅛	4,249	3.6	-
Volvo B SKr	234	-½	£39¼	£30¼	1,779	1.9	-

OIL & GAS

	Price	+or-	1993 high	low	Mkt Cap£m	Yld Gr's	P/E
Alliance Res	7	—	*9	5¼	5.66	-	-
Aminex IE	38	+3	84	5	22.4	-	-
Aran Energy	27½	—	37	17	77.2	-	26.8
Arcon Intl	38	—	81	34	35.8	-	-
Atlantic Richfield	£74¼xd	+1¼	£80⅝	£70	11,781	4.9	-
Aviva Petrol	71	-1	28	28	22.4	-	-
Bow Valley $	781	—	821	468	411.2	-	-
Bridge Oil A$	38	-1	38	19	124.1	3.0	8.6
Brit Borneo	218	—	223	145	98.1	4.1	6.6
British Gas	319	-2½	346	276	13,780	0.5	15.4

OIL & GAS - Cont.

	Price	+or-	1993 high	low	Mkt Cap£m	Yld Gr's	P/E
Brit Petroleum	339xd	-2	362½	225	18,475	3.1	25.6
Bula Res IE	1⅛	+⅛	1⅛	1	8.63	-	-
Burmah Castrol	742	-5	821	575	1,448	5.6	17.3
Cairn Energy	81	-1	88	32	39.5	-	8.7
Calor	298xd	-3	306	223	501.8	5.9	16.3
Chevron $	£60⅞	+⅞	£65½	£43½	19,795	3.6	-
Clyde Petlm	46	-1	*60¼	32½	183.7	-	-
Command Petlm	20	-1	21½	7½	41.7	-	-
Coplex Resources	34	-1	44	27	34.4	-	-
Crossroads	15	—	22½	8½	8.38	-	-
Crusader $	56½	—	62	33	53.4	2.8	11.7
Dana Expl IE	19	—	10½	1	2.38	-	0.7
Dragon Oil	2¼	+¼	3¼	2	33.0	-	-
Edinburgh	17	-½	23½	10½	2.84	-	-
Enterprise	449	-6	521	387	2,204	5.3	24.7
Europa Energy	6¼	—	8½	3	0.78	-	-
Evergreen	509	-101	772	509	23.2	-	-
Ex Co Louisiana $	38	—	58	32	38.1	-	-
Ser A Cv Pf $	£30½	—	£32½	£30½	18.3	19.2	-
Exxon $	£45⅝	+⅞	£48⅞	£37⅞	54,158	4.4	-
Fairhaven Intl $	22¼	—	34½	13½	55.8	4.7	8.2
Fortune	4	—	10½	4	42.3	-	-
Gaelic Res	1¾	—	2¼	0¼	4.65	-	-
Global Nat $	559	-1	636	345	-	-	-
Goal Petlm	62	—	67	45	83.1	2.8	11.9
Gt Western Res $	40	—	43	16	36.2	-	-
Greenway Hldgs	77	-1	26	43	14.5	-	-
Gulfstream CS	68	+1	28	17½	-	-	-
Hardy Oil	171	—	*141	104½	193.1	0.7	15.9
Intl Pet CS	95	-5	161	95½	-	-	-
Kelt Energy	41	—	46	18½	83.2	-	-
LASMO	132	-1	195	127½	989.9	3.1	25.7
Ops	74	—	100	63	5.24	16.0	-
9¼pc Cnv Pf	180	—	111½	103½	42.4	11.4	-
Mid & Scot	4¼	—	24	4	8.63	-	-
Mobil $	£52⅝	—	£55⅝	£36	21,008	4.3	-
Monument	58½	—	58¼	34	375.3	-	-
New London	4¼	—	8½	4	5.72	-	-
NZ Oil NZ$	37	—	44½	27	-	-	-
Norsk Hydro NKr	£20⅞	-⅞	£20½	£14½	4,166	1.4	28.8
North Sea Assets	30	—	33	21	15.9	4.2	18.4
OGC	142	—	144	116	66.3	3.9	13.0
Occidental Petlm $	£11⅛	-⅛	£15⅛	410⅞	3,683	6.6	-
Oceonics	8¼	—	15¼	7¾	11.4	-	-
Ohio Res C$	74	+13	74	25	-	-	-
Petrofina BFr	2181	-2	£185⅞	£141	4,186	3.0	0.6
Pict Petlm	158	+2	182	85	83.8	-	-
Pittencrieff	401	-1	408	263	111.9	2.3	33.0
Premier Cons	20½	-½	28¼	16	144.7	-	6.8
Presidio A $	163	—	169	58	41.3	4.1	-
Ramco	175	-2	138	77	31.6	0.7	58.6
Ranger C$	375	—	416	290	369.2	4.3	-
Ricmont	4½	—	7	2½	4.09	-	-
Royal Dutch Fl	£99⅞	-⅞	£73⅛	£51½	39,822	4.4	17.1
Santos A$	180	-3	197	117	911.2	4.7	-
Schlumberger $	£41¼	-⅞	£46	£36	9,989	1.9	-
Seafield Res	56	—	37	47	39.7	-	-
Shell Trans	701	-5	727	515	22,576	4.2	20.9
7pc Pf	82½	—	85½	74	8.25	7.4	-
Sunrise Energy	158	—	203	173	5.42	-	-
Total B FFr	£36⅛	-⅞	£38¼	£26½	6,775	2.3	15.2
Trident Petlm	18	—	18	1	4.23	-	-
Triton Europe	18	—	41	15	13.2	-	-
Tullow	20½	—	28	8½	39.1	-	-
Tuskar IE	1½	+¼	1¾	8¾	4.39	-	-
Utd Energy	18	—	28	14	5.38	-	-
Victoria Petlm	4½	+½	5½	1½	3.02	-	-
Villiers	14	—	*18½	8	14.1	-	-
Woodside A$	158	-1	209	133	1,326	1.8	-

OTHER FINANCIAL

	Price	+or-	1993 high	low	Mkt Cap£m	Yld Gr's	P/E
Aberdeen Trust	59	—	64½	29	48.7	3.2	30.3
Alex Corp $	58	—	68	50	3.60	4.8	-
Allied Home	58	—	60½	68	33.3	2.3	11.7
BWD Secs	125	—	132	47	23.3	5.4	13.8
Baltic	121	—	101	28	30.5	1.3	-
7pc Cnv Rd Pf	109xd	—	130	53	18.2	8.5	-
Banc Cie FFr	£57⅜	-⅞	£67⅞	£47⅞	1,339	3.1	-
Berry Birch	159	—	183	133	10.4	4.2	12.3
Broadcastle	26	—	80	11	3.98	1.3	19.9
Burlington	21	—	27½	15	5.16	3.0	44.4
Caledonia Inv	694	-1	880	413	443.8	3.5	13.8
Cambridge IE	1¼	—	18	0¼	8.81	67.2	-
Camellia	416	—	216	410½	46.8	2.1	6.7
Carlisle	20½	—	22	15½	8.24	-	-
Cater Allen	585	—	595	385	133.8	8.1	-
Cattle's	140	—	153	68	156.8	4.6	16.8
Coms Alex $	68	—	40	40	1.61	5.3	-
Daiwa Secs	750	-21	909	427	10,192	6.7	-
EFT	41½	-½	46½	20½	13.6	4.1	13.0
Edin Fund Man	460	—	495	279	87.7	3.9	28.1
First Nat Fin	66	—	*85	45	107.8	0.9	-
6.3pc Cv Pf	82	—	*91	55	8.81	9.6	-
7pc Cv Pf	132½	+½	167½	106	62.9	6.6	-
GR	46xd	—	51	42	6.08	4.0	-
Gerrard & Nat	463xd	—	828	343	117.1	5.9	12.0
Gowett & Co	338	—	352	155	236.1	4.9	9.9
Guinness Peat Grp	30	—	31	15	98.6	-	20.2
Hambro Ins Serv	187xd	—	186	103	67.3	6.2	-
Henderson Admin	976	-6	£133	835	208.3	5.4	22.2
INVESCO	182	-1	200	92	375.4	2.5	-
8pc Cv '95/00	£171½	-3	£207½	£102½	51.8	3.2	-
Intrum Justitia	128	+2	128	72	145.3	3.0	13.0
Investment Co	38	—	45	28	10.6	4.9	8.1
Ivory & Sime	151	—	188	135	43.8	5.4	14.2
Jardine Strat $	261	-3	292	164	2,485	3.0	10.9
Jupiter Tyndall	284	—	270	134	17.8	5.2	14.4
King & Shaxson	144	—	155	80	22.8	7.8	-
LIT	5	—	6¼	3	2.98	-	-
London Fin	28	—	31	12	7.60	1.8	41.1
Lon Forfaiting	228	—	240	154	226.0	4.8	16.6
Lon Scottish	60	—	118	63	57.4	3.8	18.8
MAI	228	—	236	154	735.2	3.8	14.3
M&G	940	-8	1005	833	705.8	2.9	25.0
Mercury Ast Mgt	836xd	-8	728	380	1,189	3.1	15.9
Mitsubishi Crp Y	687	-14	787	425	10,430	6.6	34.9
Nat Home Loans	8½	—	12¼	3½	6.79	-	-
7½pc Cv Pf	21¼	+½	27	2¾	21.8	-	-
Oceana Cons	139xd	—	172	35	10.8	1.8	6.4
Perpetual	726	-2	813	236	182.0	1.6	66.4
Policy Portfolio	118	—	148	115	9.20	8.5	11.7
Prov Financial	413	-5	469	270	551.8	3.8	17.8
Quayle Munro	146	—	155	123	5.86	8.2	φ
Rathbone Bros	317	—	341	248	82.4	2.6	19.3
Rutland Trust	24	—	28	17	81.8	4.2	14.3
S&U	305	—	340	253	32.6	4.2	11.3
21½pc Pf	51	—	53	47½	1.84	16.8	-
St James's Place	117	—	126	114	320.2	3.2	40.3
Secure Trust	576	—	578	425	82.2	3.0	16.9
Stanmark	382	—	446	285	64.4	2.5	27.4
Smith New Crt	375	-4	*408	109	195.8	2.0	5.7
Cv Pf	181	-1	185	82	113.8	4.6	-
Strategem	197	-2	147	95	11.5	7.3	23.0
Swire Pac A HK$	458	-16	487	244	4,446	2.0	φ
Trio Hldgs	81	—	41	45	25.4	7.4	-
Tyndall Australia	76	-2	76	33	73.2	-	-
Options	42	-2	44	12	-	-	-
Union Discount	176	—	185	78	32.3	-	-
Woodchester IE	163	—	185	138	346.6	3.7	11.5

OTHER INDUSTRIALS

	Price	+or-	1993 high	low	Mkt Cap£m	Yld Gr's	P/E
AAF Inds	30	+1	*218	16	8.26	-	2.3
Amber Ind	665	—	686	345	22.1	4.1	13.8
Ass Br Eng	3	—	4	2¼	7.58	2.1	-
BTR	361½	-6	409½	316	12,000	5.0	19.7
Wts 93-94	68	-4	118	41½	59.7	-	-
Wts 94-95	124	-7	176	90½	239.9	-	-
Wts 1995-98	97	-4	142	68½	127.6	-	-
Wts 1997	100	-1½	144	70	132.6	-	-
Baynes (C)	61	—	88	48	84.3	3.8	25.0
5.8p (Net) Pf	106	—	107	158	38.6	6.8	-
BH Prop A$	759	-17	885	555	12,875	2.3	35.8
Brown & Tawse	43	—	73	43	13.7	-	-
Brookside Agg'te	38	-2	44	35	16.7	-	-
Charter	733	-4	753	605	800.6	3.9	17.3
Colorgon $	58	—	48	28	4.75	-	-
Cookson	204	-1	*233	182	1,143	3.7	27.8
Elsco	48	—	50	19	13.9	-	0.00
Eng China Clays	409	-2	*476	394	1,234	6.1	23.8
Expamet Intl	28	—	87	47	28.8	4.8	1.5
Ferromet	1½xr	—	*1½	0½	5.89	-	-
Harris (P)	186	—	*221	153	17.7	5.4	8.8
Headway	60	—	30	17	4.83	2.9	φ
Hewitt	210	-1	228	150	11.8	1.9	18.4
Halsey Inds	258	-2	287	195	7.68	4.0	-
McKechnie	420	+2	460	379	384.7	4.4	φ
Marling Inds	24½	-½	*28½	18½	43.4	3.2	-
Metrolect Inds	132	—	154	126	70.8	2.7	41.1
Morgan Crucible	312	-3½	345	262	678.5	5.0	16.4
7½pc Cv Rd Pf	142½xd	-1½	154	128½	42.8	6.8	-
Norcros	184	—	*181	122½	288.5	8.5	23.5
OMI Intl	43½	—	43½	21	19.4	8.8	-
Optometrics	28	+3	30	18	2.31	-	-
Pac Dunlop A$	328	+2	348	158	2,711	3.7	22.4
RJB	274	—	293	226	112.7	5.2	12.1
Readiflow	292	—	292	208	142.5	2.8	34.7
Scapa	209	+1	246	205	488.3	3.4	16.8
Staveley Inds	202xd	-1	270	202	230.6	5.3	11.4
Suter	184	—	187	87	168.1	0.6	17.2
Warrants	41	+2	60	20	4.47	-	-
Tex	56	+1	58	24	5.72	-	-
Vickers	446	-4	454	263	182.0	3.0	20.8
Watts Blake	427	—	478	360	36.8	3.8	18.4
Wellcroft	72	-½	74	27	31.5	-	-
Williams	521	-2	808	285½	1,572	4.9	16.8
8p Cv Pf	136½	-1	139	124	365.1	7.4	-
5¼pc Cv Pf	144	-½	186	127	17.8	4.9	-
Wilshaw	44½xd	—	48½	17	33.9	1.3	28.0

PACKAGING, PAPER & PRINTING

	Price	+or-	1993 high	low	Mkt Cap£m	Yld Gr's	P/E
AG Holdings	144	—	145	128	23.6	4.6	13.0
API	351	—	353	249	74.6	3.0	30.6
Arjo Wiggins	230	+2	238	144	1,660	3.5	37.2
Bemrose	371	—	*408	234½	93.5	4.0	16.2
Bingden Inds	134	—	178	116	62.3	6.1	14.4
Bowater	433	-2	*523	402	2,130	3.4	16.1
7¾pc Cv Pf	175½	-1	*203	165½	159.7	3.5	-
[illegible]	273	—	279	180	68.6	1.7	20.4
Brit Polythene	420	—	*628	417	123.2	3.1	16.1
7½p Cv Rd Pf	208	-1	247	107	33.9	4.5	-
Britton	13½	-½	*15¼	5¼	89.4	1.7	-
Bunzl	335	+1	185	110	560.5	5.9	19.8
Carnaud Metalbox FFr	2580	-85	2680	2139	1,759	2.8	φ
Capital Inds	188	—	238	93	44.8	2.7	18.0
Clondalkin IE	294	—	361	235	122.4	1.9	16.0
Cradley	33	+2	36	25	18.7	4.4	φ
Cropper (J)	289	—	292	169	23.3	1.3	27.8
De La Rue	767	+4	783	632	1,529	3.6	21.8
Delyn	38	—	89	51	7.46	2.4	11.8
Dolphin Pack	111	—	120	84	28.2	5.1	27.4
Elswick	14	—	15¼	10¼	29.9	2.7	15.7
Enso-Gutzeit FM	435	-18	508	245	487.8	1.1	-
Ferguson Intl	341	+1	360	271	111.8	4.6	15.4
Ferry Pick	110	—	110	92	14.9	6.4	29.7
Field Group	292	-1	308	262	195.9	5.1	20.8
Finlas	188	+1	182	74	23.8	1.2	20.4
Gibbon Lyons	120	—	139	89	11.7	4.8	14.6
Headerprint	37	—	38	33	21.4	-	-
Hunters Armley	179	—	178	121	34.9	2.5	22.7
Intl Comm	11	—	14	6½	7.58	-	-
Inveresk	165	-1	184	185	86.7	3.8	12.5
Jarvis Porter	277	—	278	191	88.1	2.2	25.7
Kymmene FM	1209	-14	1238	662	891.4	0.9	-
Lawson Mar A C$	606	+8	809	428¼	169.6	5.4	-
Low & Bonar	340	—	*358	269	331.6	3.4	47.8

PACKAGING, PAPER & PRINTING - Cont.

	Price	+or-	1993 high	low	Mkt Cap£m	Yld Gr's	P/E
MR Data Mngmt	211	-7	229	162	118.8	3.1	10.8
MY	47	—	49	38	19.8	3.4	φ
Macfarlane	201	—	236	158	152.0	2.1	22.8
Microgen	153	-2	227	147	68.3	5.9	10.4
NMC	114	-2	133	48	49.5	3.6	17.4
7¼pc Cv Pf	120	—	122	83	38.5	8.1	-
Portals	485xd	+1	525	455	320.3	3.7	17.1
RPC	156	—	174	148	93.6	3.2	19.5
Regent A	5¼	—	5¼	4¼	6.12	-	-
Repola FM	1057	—	1063	581	300.9	0.6	-
SCA B SKr	1051	-40	*1195	843	1,334	2.5	15.9
St Ives	277	—	347	270	274.0	2.5	18.3
Sappi	378	-3	424	292	587.6	8.6	7.2
Serif	15½	-½	32	11½	3.84	-	-
Shelton (M)	61	—	75	28	3.07	4.6	11.1
Sidlaw	317	-2	*344	201	173.4	4.3	φ
Smith (DS)	336	+1	357	234	519.5	3.7	17.6
Smurfit (J) IE	248xd	—	183	206	1,219	1.7	6.8
Sonic	85	—	28	45	1.70	3.7	34.4
Stat-Plus	267	—	246	183	44.5	5.1	18.5
Stora B SKr	£29⅞	-½	£33½	£23⅝	358.7	1.8	-
Tinsley Robor	24	—	28	0	6.18	-	-
Unit Group	87	—	39	87	1.44	-	-
Waco	168	—	178	62	123.3	0.8	-
8p Cv Pf	116	—	133	73	80.0	6.7	-
Waddington (J)	238	-1	265	203	180.7	4.4	17.4
Wentworth	1½	—	8	1½	7.34	8.3	-
Wood (SW)	66	—	58	58	14.6	2.1	18.1

PROPERTY

	Price	+or-	1993 high	low	Mkt Cap£m	Yld Gr's	P/E
Allied London	116	—	116	41	78.6	4.0	68.5
5½pc Cv Rd Pf	107	—	110	82	42.8	8.7	-
Anglo St James	17½	—	18	6	2.84	-	-
Arcadian Intl	699	—	63	58	5.31	-	-
Ascot Hldgs	5¼	—	16½	4½	20.3	-	-
Asda Prop	126	-3	*138	52	90.0	2.1	13.3
5¼pc Cv Pf	107xd	—	111	68	15.9	6.6	-
Aukett Assoc	9½	—	21½	0	1.30	-	-
BDA	28	—	28	16	4.53	-	-
Barlows	66	—	69	38	13.0	-	-
Benchmark	4¼	—	4½	2	6.84	-	-
Bilton	645	-4	670	396	293.2	5.7	23.3
Bolton	21	-2	41	21	1.98	-	-
Bourne End	979	—	176	23	8.24	1.3	-
Bradford	225xd	—	236	150	323.3	3.3	22.8
Bredero	14	-1	28	5	8.14	-	-
British Land	415	-1	*427	166½	1,247	2.1	37.8
8½pc Cv Rd Pf	£157	+½	£167	£158	180.7	5.5	-
8½pc Deb 2028	£116⅞	-⅞	£118⅞	£96⅞	23.8	8.0	-
Brixton Est	235	-1	*246	140½	544.5	4.5	18.6
Bucknall	20	—	28	7	2.80	-	-
Burford	58	—	*88	42	140.6	1.9	-
Cap & Reg	188	—	187	66	55.3	0.9	-
Cardiff	230	—	230	120	5.96	1.8	-
Cathay Intl	57	+1	17	53	180.1	-	-
Chesterfield	587	—	593	196	169.8	2.5	41.7
5¼pc Cv Cm Pf	86	—	30	54	28.9	6.0	-
City Site Ests	28	—	43	12	4.32	-	-
Clarke Nickolls	20	+2	28	12	5.98	-	-
Compco	300	—	548	300	6.24	5.6	65.2
Conrad Ritblat SG	45	—	03	24	26.9	-	-
CountyGlen	60*	—	86	60	2.25	-	-
Creston	14½	—	34½	7½	7.30	-	-
Daejan	1395	+5	1395	£16	227.4	2.4	17.2
Dares Ests	2	—	3¼	1¼	3.73	-	-
Davies (DY)	16	—	26	5	1.14	-	-
de Morgan	7	—	12	4	3.31	-	-
Debenham Tewson	114	—	129	53	48.8	3.3	22.2
Dencora	179	—	130	76	41.7	2.1	-
Derwent Valley	608	—	635	263	70.8	1.5	75.8
Development Secs	32	-1½	46	16	87.8	-	-
Dunloe House IE	24	—	48⅞	18	4.26	-	-
Dwyer	57	—	68	25	7.31	-	-
Embassy	38	—	8½	3	6.12	-	-
Eng & O'seas	30	—	*46	20	17.9	-	-
Ests & Agency	372	—	381	170	22.3	3.8	44.1
Ests & General	19½	—	27	7½	4.17	-	-
8pc Cv Pf	47	—	48	14	8.50	-	-
Elonbrook	81	—	38	72	5.18	-	-
Evans of Leeds	216	-1	215	132	138.2	2.7	18.5
Ewart	62	—	58	44	11.4	-	79.1
Five Oaks	32	—	35½	11	31.2	-	-
Flagstone	1½	—	*2⅛	0¼	2.09	-	-
Fletcher King	54	—	64	30	6.37	2.8	42.4
Frogmore Est	472	—	*480	276½	287.4	4.2	22.8
Grainger Trust	199	—	209	07	39.8	3.3	44.5
Gt Portland	212xd	-2	*233	118½	848.8	4.7	20.5
8½pc Cv '02	£125½	—	£127	£95	88.7	7.6	-
Green Prop IE	154½	+4½	154½	37	28.7	3.1	25.8
Greycoat	21½	-1½	33	7½	27.9	-	-
Hambro C'wide	68	-2	84	30	197.4	1.6	-
Hammerson A	377	-2	*383	245	726.0	3.3	38.1
Helical Bar	288	—	292	127	46.8	2.1	10.3
5¼pc Pf '12	97	—	101	61	44.6	0.8	-
Hemingway	33	-½	30	18	31.2	-	-
7½pc Ln 2027	£127½	—	£131½	£115	15.4	5.9	-
Herring Baker H	81	—	132	58	8.76	7.7	15.5
Highcroft Inv	215	—	220	152	11.7	2.9	12.7
High-Point	51	—	87½	15	2.61	1.2	-
HK Land $	178	-4	182	101	4,728	3.6	23.2
INOCO	19½	—	18½	8½	32.6	-	-
Jermyn Inv	133	—	153	133	2.69	-	-
Land Secs	716	-9	740	436	3,623	4.1	21.2
10pc 2025	£125⅝	-⅞	£126⅝	£102⅞	632.8	8.0	-
10pc 1st Mtg '27	£126⅛	—	£127	£102⅞	252.5	7.8	-
10pc 1st Mtg Db '30	£126⅛	-⅞	£128⅞	£102⅞	252.4	7.8	-
Lend Lease A$	810	-5	878	815	1,695	3.8	31.4
Lettsweet 11¼pc Db	£125½	—	£125½	£103	87.6	9.0	-
Lon & Assoc	39xd	—	48	22	87.9	1.9	35.1
Lon Merchant	110	—	113	72	287.5	4.5	17.1
Did	58	—	73	37	48.1	-	-
7¾pc Cv '00/05	£121	—	£121½	£94½	20.0	6.4	-
Lon & Metrop	12	—	22½	6¼	1.36	-	-
London Secs	5	—	7	2	2.97	-	-
MEPC	613	-2	*637	315½	1,891	4.9	22.1
Markheath	3¼	—	7¾	3	4.59	-	-
McInerney A	7½	—	9	5	4.51	-	-
McKay Secs	145	—	145	90	38.4	3.0	19.9
Merivale Moore	63	—	74	12	8.72	-	-
Merlin Intl	59	—	5	5	1.32	-	-
Mickelgate	69	—	7	5½	1.16	-	-
Molyneux Ests	79xd	—	71	21	26.4	1.6	-
Moorfield Ests	49	—	48	29	16.0	-	-
Mountview Ests	1300	—	1300	775	83.7	1.8	12.9
Mucklow (A & J)	171	—	171	112	189.9	4.5	28.8
Olives	87	+1	46	76	8.32	-	-
Oxsory Ests	2½	—	16¾	2½	2.27	-	0.7
PSIT	183	—	172	88	198.0	3.2	32.3
Palmerston	109	—	87	6	2.14	-	4.2
Peel	334	—	359	138	288.5	1.5	-
Power Corp IE	5	—	16	4¾	5.81	-	-
Premier Land	6½	+¼	8½	2¾	10.7	-	-
Prior	4¼	-½	9½	2½	6.14	-	-
Prop Partnership	238	—	243	170	25.7	3.8	16.1
Property Tst	35	-1	48	22	6.64	-	10.0
RPS	52	-4	65	33½	6.22	8.5	11.5
Raglan	42	—	78	40	13.2	-	-
Warrants	26	—	38	16	0.63	-	-
Regalian	24	—	25	11	28.1	-	-
Rowlinson	130	—	135	116	18.2	1.5	34.5
Saltend	34	—	*41	18	8.55	3.8	75.5
Savills Gordon	58	—	60½	58	58.0	4.7	29.4
Savills	76	+1½	78	28	28.1	1.8	30.1
St Modwen	48	—	48	16	83.7	2.4	35.0
Scot Metrop	67xr	—	*112	33¼	112.8	2.2	φ
Shaftesbury	116	—	117	38	58.4	-	-
Sheafbank	20	—	28	12	3.05	0.8	-
Slough Ests	258	-4	*272	136½	964.8	4.0	17.8
8¼p Net Pf	144¼	-1	146½	108	227.7	7.1	-
Smith (J)	121	-1	120	70	18.8	4.8	18.9
Southend	81	—	87	58	75.2	3.7	-
Warrants	21	—	27	6	1.28	-	-
6¼pc Cv Pf	41xd	—	95	53	7.86	8.5	-
Stanhope	20	—	58	16	46.5	-	-
Stewart & Wight	245	—	£45½	232	3.52	3.0	13.8
Tops Ests	225	—	228	114	103.8	1.2	-
Town Centre	133xd	-1	137	78	134.7	3.2	23.8
Trafford Park	93	—	93	43	63.1	3.8	21.4
Trencherwood	16	—	21	5½	4.80	-	-
Union Square	8	—	12	4	18.8	-	-
Warner Est	275	-1	277	180	133.6	4.7	25.1
Warnford Inv	£16	—	219	166	80.6	4.6	16.4
Waterglade Inv	2½	—	8	2	2.61	-	-
Wates City of Lon	66	-1	*95	34	187.3	-	-
Wood (JD)	58	—	78	40	5.33	-	-
Whiry Mackay	18	—	34	12	1.38	-	-
YRM	34	—	87	25	4.49	1.5	-

STORES

	Price	+or-	1993 high	low	Mkt Cap£m	Yld Gr's	P/E
Alexon	69½	—	*102	93	78.3	5.4	-
Amber Day	57xd	+1	87	42	68.3	3.0	φ
Argos	328	-3	358	297	975.1	2.7	28.0
Arnotts IE	188xd	—	213½	142	32.2	6.1	28.8
Ashley (Laura)	58	—	118	80	211.4	6.1	-
Asprey	418	-1	330	278	258.8	2.0	22.0
Austin Reed	147	-1	184	94	45.0	2.1	-
Beattie (J) A	161	—	165	120	70.1	6.0	15.2
Bentalls	100	—	121	94	41.8	2.4	-
Betterware	145xd	-6	270	144	148.8	1.8	17.4
Blacks Leisure	43	—	47	22	13.7	8.7	-
Body Shop	204	-1	227	130	381.9	1.1	26.3
Boots	519xd	+3	563	416	5,302	3.3	20.5
Brown & Jckson	12	—	*16½	11½	79.9	0.8	3.2
Brown (N)	415	—	434	416	305.1	2.2	24.6
Burton	65½	-½	*67½	38	919.3	3.9	φ
Cantors	167	+3	167	126	87.7	3.0	φ
Carpetright	231	—	230	148	177.4	2.1	34.0
Church	336	-2	380	295	38.2	4.7	20.8
Clinton Cards	183	+1	186	97	28.0	3.6	18.5
Coles Myer A$	232	-3	249	185½	2,933	3.0	φ
Colorvision	60	—	112	70	18.2	7.6	16.2
Country Casuals	166	—	181	154	38.3	3.3	14.7
Courts	624	—	630	374	201.8	0.8	15.2
Dixons	268½	-7½	308	109	1,082	3.6	-
(Net) Cv Cv Pf	97½	-2	101½	17	170.6	6.4	-
Ern	11	—	21	8	9.86	-	-
Essex Furn	104	-1	106	71	17.9	2.8	φ
Etam	222	—	273	203	146.0	4.0	20.2
Fine Art Devs	535	—	808	466	425.9	3.6	17.3
Fired Earth Tiles	47	—	70	28	2.69	-	-
Flying Flowers	82	—	86½	75	14.9	1.8	18.8
French Connect	128	-1	109	34	20.6	-	-
Goldsmiths	70	—	78	23	16.4	0.5	-
Great Universal	664	-11	579	334	5,673	2.4	16.6
Hampden	23	—	48	23	3.44	5.4	11.4
Hughes TJ	96	—	98	00	17.4	3.3	15.8
In Shops	17	—	78	58	38.2	6.0	20.0
Kingfisher	699	-3	661	466	4,449	2.6	23.0
Kleeneze	219	+5	236	75	30.3	-	-
Liberty	676	+10	380	408	95.4	1.6	87.7
N/V	345	—	415	270	36.2	2.6	40.6
Lloyds Chemists	305	-1	338	241	389.9	3.0	φ
7½p Cm Pf	202	-½	212	177½	34.3	4.8	-
MFI Furniture	137	+1	152	120	797.8	5.4	28.0
Makart	58	—	38	58	11.7	3.7	27.8
Marks & Spncr	408xd	-5	413½	311	11,238	2.8	20.7
Menzies (J)	572	—	580	445	318.0	2.4	15.2
Moss Bros	227	-4	253	135	37.9	3.0	26.7
Next	183½xd	-2	212	130¼	677.1	2.4	21.9
Oliver Grp	38	+1	41	15	9.90	-	-
Ordiliance Intl	302	-1	324	197	181.2	4.8	14.8
Owen & Robinson	32	—	87	28	7.87	-	-
Partridge Fine	58	—	86	68	18.7	3.3	27.3
Pentos	38	—	68	38½	58.1	2.0	8.1
QS Hldgs	186	—	312	130	74.7	3.4	13.5
Reject Shop	46	—	88	47	4.94	3.9	19.7
Rosebys	170	+2	170	180	32.0	3.0	20.4
Sears	118	-1	120	93	1,781	3.7	-
Signet	24	-3½	41¼	11	78.3	-	-
6⅞p Cv Pf	46¾	-1	61½	11	16.5	-	-

STORES - Cont.

	Price	+or-	1993 high	low	Mkt Cap£m	Yld Gr's	P/E
Smith (WH) A	458	-6	498	400	1,251	3.9	18.8
B	103½	—	105	83	144.1	3.4	17.8
Storehouse	186	-5	229	176	£13.6	3.2	19.1
Stylo	217	—	218	89	41.5	1.7	-
T&S Stores	151	—	191	148	98.5	5.0	11.2
Tie Rack	137	-3	162	71	70.7	0.9	22.4
Upton & Sthn	3	—	6	1¾	3.79	-	-
Wld of Leather	82	—	78	45	5.04	-	-
Wyevale	163xr	—	*182½	142	82.4	3.3	21.5

TELEPHONE NETWORKS

	Price	+or-	1993 high	low	Mkt Cap£m	Yld Gr's	P/E
BT	463½	-7	478½	376	28,782	4.4	17.5
Cable & Wire	491	-11	509	334½	9,840	2.1	23.4
7pc Cv Ln '09	£224	-3	£245½	£165	701.8	3.1	-
GN Gt Nordic	£61	-½	£63⅝	£31⅞	208.6	1.7	-
Securicor	1118	-2	1122	617	49.4	0.3	42.5
A N/V	830	-2	835	562	677.8	0.4	31.8
Security Servs	740	-2	745	465	811.2	8.8	36.8
Vodafone	520	-4	565	367	5,231	1.7	23.6

TEXTILES

	Price	+or-	1993 high	low	Mkt Cap£m	Yld Gr's	P/E
Abloo	135	—	143	71	5.08	3.1	9.7
Alexandra Work	170	—	184	113	87.5	3.0	26.9
Allied Textile	468	—	521	408	140.6	3.3	15.7
Atkins	174	—	177	107	8.51	5.6	18.8
Baird (Wm)	258	-1	289	240	291.8	4.4	17.8
Beckman A	58	—	68	54	6.84	6.6	φ
Brit Mohair	171	—	117	141	22.7	3.2	10.8
Caldwell Invs	39	—	48	21	3.61	1.3	11.8
Carrpan Intl	74	—	282	72	7.70	14.9	-
Castle Mill Intl	8¼	—	14½	2¼	1.41	-	-
Claremont	324	-3	364	298	138.8	2.8	20.2
Coats Viyella	257	-5	280½	212	1,734	3.0	35.5
Conrad	4¾	+¼	8	3¼	2.78	-	-
Courtaulds Text	555	-7	601	522	580.6	3.1	15.2
Crystal	20	—	*53½	24½	5.02	-	-
Dawson Intl	183½	—	248½	152	286.6	6.1	14.0
Dewhirst	90½	—	83	51½	112.4	1.1	28.7
Drummond	48	—	47	32	6.50	-	-
Faupel Trcg	82	—	64	58	9.58	7.3	12.7
Forminster	585	—	588	498	13.8	3.0	10.6
Foster (J)	10	—	34	15	2.17	-	-
French (T)	38	—	69	56	19.3	5.3	43.1
Gaskell	119	—	133	82	5.78	4.3	-
Gerd (SR)	71	—	74	43	28.3	3.7	φ
Haggas (J)	158	—	130	102	22.8	3.9	12.5
Hamlet	135	-1	141	135	40.3	5.4	11.7
Helene	28	—	27½	20	32.5	8.7	12.3
Hicking Pent	217	—	223	156	38.8	2.3	18.8
Hollas	28	-1	35½	14½	15.4	5.4	50.7
Honeysuckle	73	—	70	35	5.93	3.0	φ
Horace Small	62	—	88	62	19.1	8.0	5.7
Ingham	140	—	*158	82	18.2	4.0	22.2
Jacques Vert	158	—	161	63	14.9	5.4	13.0
Jerome	68	—	88	45	6.20	0.4	-
Lamont	408	-5	422	249	131.8	3.7	26.8
Leeds	498	—	615	353½	94.6	1.9	24.0
Leslie Wise	70	—	74	62½	34.3	7.1	14.4
Lister	59	—	84	15	8.71	0.2	-
Lowe (RH)	3½	—	6½	3½	1.84	-	-
Lyles (S)	87	—	128	73	8.32	4.7	-
Magellan	213	—	415	89	54.3	8.8	-
Martin Intl	43	—	87	43	10.3	7.9	5.9
Parkland A	411	—	234	69	12.1	1.8	-
PEX	17	—	21	12½	3.38	-	-
Readicut Intl	38	—	102½	58	188.8	4.4	18.5
Rexmore	78	—	83	24½	14.5	3.3	-
Richards	75	—	68	70	17.8	6.7	-
SEET	54	—	66	30	2.17	-	-
Shani	190	—	196	114	27.1	3.6	φ
Sherwood Grp	144	—	181	135	160.7	2.3	13.0
Shiloh	143	—	168	88	8.26	3.0	15.4
Sirdar	132	+1	147	72	70.6	5.1	6.1
Stirling Grp	72	—	72	44	62.5	3.2	17.8
Stoddard Skrs	45	—	51	37	41.8	4.2	41.8
Tomkinsons	283	—	312	250	17.8	5.1	24.4
Toray Y	375	-1	442	311	5,232	1.2	58.6
Usher (F)	158	—	126	63	7.34	7.1	9.1
Victoria Carpet	103	—	714	89	6.80	3.9	19.5
Vivat	38	—	48	27	19.8	3.6	11.1
Wensum	42xd	—	48	54	5.14	5.0	-
Worthington	68	—	80	31	12.1	3.1	24.3
Yorklyde	230	—	£232	126	23.6	2.0	15.1

TRANSPORT

	Price	+or-	1993 high	low	Mkt Cap£m	Yld Gr's	P/E
Assoc Br Ports	482	-5	517	349	804.2	2.3	-
All Nippon Air	855	-31	799	495	9,584	8.4	-
BAA	926	+3	941	707	4,722	2.2	23.0
Bergesen NKr	£12¼	-⅛	£13⅞	£8¼	507.6	0.7	-
British Airways	409	—	*411	249	3,886	5.5	18.2
Cap & 8½pc Cv	195¼	-½	197	128½	626.8	6.6	-
CSX A$	£56⅛	+⅞	£57	£44¼	5,861	1.8	22.9
Cathay Pac HK$	104	+15	117	17	2,978	5.5	8.7
Clarkson (H)	103	+5	110	56	28.6	2.1	-
Dawsongroup	353	—	355	135	134.2	1.3	38.5
Eurotunnel Uts	431	-13	515	332	1,169	-	-
Warrants 1993	18½	—	25	11	59.8	-	-
Fisher (J)	76	—	82	44	19.2	0.8	20.9
Forth Ports	416	-16	445	232	123.8	1.8	17.5
GATX $	£24¼	-⅜	£27¼	£20⅞	453.3	3.5	-
Irish Continental	255	—	255	160	44.7	1.5	8.5
IoM Steam	208	—	211	147	21.2	5.9	10.9
Jacobs (JI)	34	—	58	24	7.83	1.8	-
Lon O'Seas Frts	102	—	187	41	15.4	1.3	18.7
Mayne Nick A$	366½	-3½	381	269½	1,105	4.3	24.1
Mersey Docks	426	—	*446	264	374.8	2.7	28.6
NFC Var Vtg	239	-3	284	230	1,324	3.4	18.2
National Express	260	—	271	181	104.0	3.4	26.9
Norex	164	-4	196	134	15.3	1.5	1.5
Norish IE	165	-5	158	108½	15.6	7.6	10.0
Ocean Grp	322	-4	343	244	498.2	5.6	-
Ocean Wilsons	71	—	73	48	28.2	7.0	12.9
P&O Dfd	560	+4	578	504	3,343	6.8	30.4
5½pc Pf	188	+2	194	127	125.3	3.7	-
6¾p Cv Pf	115xd	—	133	100	68.8	7.3	-
Powell Duffryn	595	+3	621	448	384.7	4.7	23.2
Sea Containers $	1236	+16	2037	1128	128.3	3.8	-
Seacon	212	-1	225	117	20.8	3.2	13.3
Seafield IE	10	—	21½	7½	11.8	-	-
Stagecoach	141	—	169	112	170.8	3.4	φ
TNT A$	76½	-1	81½	31½	432.4	-	-
Tibbett & Britten	743	-2	773	624	328.4	2.1	28.5
Tiphook	65	+2	382	37	72.0	-	-
Transport Dev	270	-2	288	227	398.6	4.4	8.9
Yard NKr	£9⅞	-⅛	£8	41⅝	126.3	-	-
Wah Kwong HK$	133	—	146	97½	169.3	2.5	7.6

WATER

	Price	+or-	1993 high	low	Mkt Cap£m	Yld Gr's	P/E
Anglian	527	—	545	455	1,089	5.2	16.4
Bristol Water	975	—	975	775	64.7	4.6	11.9
Chester A	423	+5	423	195	21.3	3.3	15.1
B N/V	393	+5	393	180	8.42	3.5	14.8
East Surrey	373	—	373	270	47.1	3.8	8.5
Mid Kent	347	—	347	244	59.3	3.8	12.8
North West	527	-12	587	431½	1,905	6.1	0.4
Northumbrian	683xd	-1	702	547	448.8	4.4	6.8
Severn Trent	542	+2	578	439	1,846	4.9	3.7
Southern	575	+3	617	454	693.7	4.6	8.8
South Staffs	1530	+5	1605	1225	85.7	3.8	10.9
South West	565	-4	622	468	709.2	5.2	9.3
Thames	520xd	-6	584	434	2,038	5.2	10.2
Welsh	638	-3	681	506	926.6	4.6	6.4
Wessex	629	-5	*663	536	787.8	4.3	3.8
York W'works	318	—	416	216	19.7	3.8	13.9
Yorkshire	547	-6	593	473½	1,092	4.9	9.3

SOUTH AFRICANS

	Price	+or-	1993 high	low	Mkt Cap£m	Yld Gr's	P/E
Anglo Am Ind	£12¾	—	£13	£7½	780.6	5.4	18.8
Barlow Rand	£7½	—	£10⅛	£5½	1,389	4.7	φ
Gold Flds Prop	87	+1	107	49	8.90	11.2	7.5
NK Props	80	—	97	68	3.82	14.4	φ
OK Bazaars	153	-1	141	70	183.5	1.3	-
SASOL	287	+4	308	215	1,698	6.1	-
SA Brews	1135	-14	1158	753	6,247	2.3	19.5
Tiger Oats	700	+25	750	513	1,051	2.2	φ
Tongaat-Hulett	373	—	388	212	279.2	3.8	11.8

PLANTATIONS

	Price	+or-	1993 high	low	Mkt Cap£m	Yld Gr's
Rubbers, Palm Oil						
Anglo-East	72	—	38	38	20.5	2.6
Bertam	158	—	175	83	33.3	3.8
Cons Plants M$	64	+7	64	42	451.4	6.1
Golden Hope M$	80	+1	87	37	630.9	3.9
Highlands M$	58	+2	70	24	168.2	5.4
Kuala Kepong M$	97	—	182	74	480.6	4.0
Lenda	38	—	38	19	4.91	1.8
Rowe Evans	71	—	75	41	26.3	3.5
Teas						
Williamson	818	—	810	325	19.6	4.7

MINES

	Price	+or-	1993 high	low	Mkt Cap£m	Yld Gr's
Central Rand						
Durban Deep	762	-1	189	120	17.7	-
East Rand Prp	78xr	-43	*178	35	25.3	-
Randfont'n Est	593	+28	871	158	382.5	4.8
West Rand	73	—	75	45	3.18	-
Eastern Rand						
ARMN	1	—	1	0½	0.24	6.7
Bracken	88	-½	49	18	8.46	-
Eastern Trans	58	—	80	18	43.2	5.0
ERGO	151	—	201	47	68.3	7.1
Grootvlei	152	+8	187	49	17.4	6.6
Kinross	1082	+6	1092	332	196.6	5.2
Leslie	117	—	137	20	18.7	0.6
Rendex	16	—	30	4	1.46	-
Winkelhaak	1033	-2	1035	323	125.8	3.7
Far West Rand						
Blyvoor	192	+3	197	33	46.1	-
Buffels	821	-2	871	233	80.3	7.7
Deelkraal	139	+3	196	37½	138.4	1.4
Doornfontein	88	—	30	7	27.2	-
Driefontein	830	-5	916	388	1,683	3.5
Eastvaal Gold	71	—	75	71	71.0	-
Elandsrand	436	+8	604	117	422.9	2.7
Hartebeest	413	+13	425	87	482.8	6.6
Kloof	707	-16	913	310	979.9	3.0
Southvaal	2057	-4	4128	£41¼	834.8	2.7
Stilfontein	62	-½	118	18	18.8	7.5
Vaal Reefs	£32⅝	+¼	283	£18	7,489	3.4
Western Areas	640	+63	640	28	258.0	0.7
Western Deep	£30	+½	238	£5⅞	831.4	2.0
Zandpan	61	+3	68	18	70.4	7.3

MINES - Cont.

	Price	+or-	1993 high	low	Mkt Cap£m	Yld Gr's
O.F.S.						
Beatrix	402	+22	539	168	378.6	3.8
FS Cons	1041	+8	1042	292	1,225	4.8
Free State Dev	84	—	00	6	14.2	-
Harmony	328	-4	360	78	88.2	-
Joel (HJ)	53	+1	55	14	31.9	-
Loraine	295	+3	295	13	48.3	-
St Helena	677	-3	723	191	68.2	3.5
Unisel	198	+7	201	58	44.2	4.2
Diamond and Platinum						
Anglo Am Inv	£14	—	£14	£8	1,480	4.4
De Beers Lkd Uts	£13½	—	414⅛	£7⅞	4,886	3.7
40pc Pf	338	—	375	300	2.70	11.5
Impala Plat	848	-17	1010	491	638.3	3.3
Lydenburg	950	—	950	620	150.5	2.1
Northam Plat	101	—	254	84	58.2	-
Redarum Red Lake	£1	-1	80	5	23.0	-
Rustenburg	£10⅝	-⅛	£12	£8½	1,331	3.1
Central African						
Wankie Col Z$	9xr	—	6	2½	8.12	1.3
Willoughby's	68	—	112	71	3.21	2.8
Pfd	63	—	63	16	4.16	‡
Zambia Cpr $BD	58	—	84	49	87.4	-
Finance						
Ang Am Coal R	£18¾xd	+¼	£16¼	£16⅞	383.6	5.8
Anglo Amer R	£25½	—	£25½	£11¼	5,823	2.7
Ang Am Gold R	899	+1	899	£16	1,424	3.7
Anglo Pac Res	20	—	33	8½	22.5	-
Anglovaal B	£17½	—	£17½	410⅞	784.5	1.2
Antofagasta	945	-15	1005	703	297.1	2.1
5pc Pf	58	—	58	55	1.18	8.5
Bisichi Mining 10p	30	—	38	16	3.68	1.9
Cluff Res	25	+1	43½	11	25.4	-
Genbel B	60	—	58	62	389.0	8.2
Gencor B	105	-1	118	62½	1,444	8.8
Gold Fields SA R	1550	+12	1676	725	1,495	2.5
Jo'burg Cons R	1025	—	1037	675	1,514	2.5
Middle Wit R	195	—	158	87	530.7	0.8
Minorco B	1311	+3	1322	820	2,245	3.0
Monarch Res	182	-1	193	66	75.2	-
New Wits B	185	—	205	30	55.1	3.8
OFS Invs B	£27⅛	—	£27⅛	£8⅛	619.7	4.7
Rand Mines R	£5½xd	—	£8⅞	£4¼	88.5	7.3
Vogels	58	—	76	49	9.20	13.6
Waverley	39½	+1½	80	12½	4.58	-
Welkom B	703	+3	703	154	248.5	4.6
Australians						
Aquarius Expln	2½	—	4	2	1.27	-
Aztec Expln	20	—	60	18	-	1.8
Boulder Gold	10	—	17	4½	6.16	-
Burmine	116	+2½	115	25	18.3	-
CRA	723	+1	748	548	4,299	2.8
Central Pacific	58	-5	87	31	-	-
Croesus	18	+1	19½	4	-	-
Delta Gold	158	—	200	49	265.2	-
Devex	28	-1½	34½	20	35.7	1.9
Dominion	17½	—	32	13½	78.0	10.3
Dragon Mining	6	—	6	3½	1.31	-
Eastmet Ltd	20½	—	60	11	13.1	26.4
Emperor	98	+1	183	22	47.4	-
Equatorial Mining	13½	—	21	8	14.7	-
GM Kalgoorlie	60½	+½	64½	35½	262.7	2.6
Gemcor	12xr	—	16½	11	1.74	-
Gwalia Cons	63	+1	73½	68	37.5	1.4
Intermin Res	12	+1	27	8½	0.71	-
Julia	12½	-1	18½	5	12.5	-
Kidston Gold	128	+2	130	68	181.3	7.9
Mediatherm	17	—	24	12	5.72	-
MIM	97½	—	118½	83	1,384	2.3
Molopo	8½	—	13½	2	1.95	-
Montague Gold	16	—	25	8½	2.00	-
Mount Burgess	52	-1	80	19	14.8	-
Mount Martin	20	—	32	14	18.8	5.2
Mugini Mining	222	+1	243	78	182.9	-
Normandy Poseidn	158	-5	129	50	480.3	2.5
NW Hill Petro	144	-2	162½	91	816.8	3.3
Pancontinental	60	-1	41	30	148.6	-
Pasminco	83½	+½	88	43	457.2	-
Perilya	18½	+½	28	8	11.5	-
Placer Pacific	134	+3	173	58	834.6	1.3
PosGold	158	+1	236	83	772.7	2.4
Portman	65½	-½	102½	45	16.6	-
Precious Metals	20	+½	22	7	-	-
Renison	180	—	182	115	357.9	2.4
Resolute Resources	55½	-½	80	18	63.0	-
St Barbara	37	—	61	14	-	-
Samson Expl	1	-1	2½	0½	0.76	-
Sipa Resources	18	—	27	4½	5.03	-
Sons Gwalia	405	-5	410	190	135.2	5.5
Southern Pacific	24	-1	40	13	66.7	-
Spargos	2	—	3	1	4.37	-
Walhalla	6	—	9	2½	4.10	-
Western Mining	262	-5	263	176	2,427	1.8
Westralian Res	6	—	13½	4	2.32	-
Tins						
Ayer Hitam M$	109	—	100	20	9.15	4.9
Gopeng M$	315	—	320	125	50.2	0.4
Malaysia Mine M$	78	-3	84	44	330.3	1.7
Petaling M$	208	—	213	80	42.0	6.6
Miscellaneous						
Anglesey	4½	—	7½	4	2.66	-
Bakyrchik Gold	213	+6	234	115	32.0	-
Caledonia Min	42	—	54½	12½	4.47	-
Cape Range	30	-½	41	15	42.7	-
Cons Murch R	73	+4	86	16	4.59	4.7
Ennex Intl IE	6¼	—	7¼	3¼	5.25	-
Europa Mints	33	—	42	15	15.9	-
Glencar Expl IE	11	—	12	8	2.03	-
Greenwich Res	15¼	—	22¼	5	12.5	-
Hemlo Gold C$	£7	—	£8¼	£3½	677.4	1.4
Ivernia West IE	37	+2	57	21	18.6	-
Kells Mins IE	13	—	14	6	0.31	-
Kenmare	9½	—	13½	6	9.51	-
Mellinga Res	6½	+½	25½	7	0.94	-
Navan Res IE	104	+5	104	25	20.7	-
5pc Ln Notes	93¾	—	98½	25	16.8	-
Oryx Gold	48	—	78½	27	-	-
‡‡Ovoca Res IE	16	—	16	3½	0.70	-
RTZ	678	+1	746	607	7,213	5.1

GUIDE TO LONDON SHARE SERVICE

Company classifications are based on those used for the FT-Actuaries Indices and FT-Actuaries World Indices.

Closing mid-prices are shown in pence unless otherwise stated. Highs and lows are based on intra-day mid- prices.

Where stocks are denominated in currencies other than sterling, this is indicated after the name.

Symbols referring to dividend status appear in the notes column daily as a guide to yields and P/E ratios. Dividends and Dividend covers are published on Monday.

Market capitalisation shown is calculated separately for each line of stock quoted.

Estimated price/earnings ratios are based on latest annual reports and accounts and, where possible, are updated on interim figures. P/Es are calculated on "net" distribution basis, earnings per share being computed on profit after taxation, excluding exceptional profits/losses and unrelieved ACT where applicable. Yields are based on mid-prices, are gross, adjusted for a dividend tax credit of 20 per cent and allow for value of declared distribution and rights.

Estimated Net Asset Values (NAVs) are shown for Investment Trusts, in pence per share, along with the percentage discounts (Dis) or premiums (Pm -) to the current pre-closing share price. The NAV basis assumes prior charges at par value, convertibles converted and warrants exercised if dilution occurs.

□ Indicates the most actively traded stocks. This includes UK stocks where transactions and prices are published continuously through the Stock Exchange Automated Quotation system (SEAQ).
● "Tap Stock"
* Highs and lows marked thus have been adjusted to allow for rights issues for cash
† Interim since increased or resumed
‡ Interim since reduced, passed or deferred
‡‡ Tax-free to non-residents on application
φ Figures or report awaited
♦ Not officially UK listed; dealings permitted under rule 535(4)(a)
♣ Free annual/interim report available, see details below.
✱ USM; not listed on Stock Exchange and company not subjected to same degree of regulation as listed securities.
†† Not officially UK listed; dealings permitted under Rule 535(2)
# Price at time of suspension
¶ Indicated dividend yield after pending scrip and/or rights issue.
♦ Merger bid or reorganisation in progress
§ Forecast dividend yield; p/e based on earnings updated by latest interim statement.
♠ Unregulated collective investment scheme.

a Yield based on annualised dividend
b Figures based on prospectus or other official estimates.
c Cents.
f Flat yield.
g Assumed dividend yield after rights issue.
h Assumed dividend yield after scrip issue.
j Rights issue pending
q Earnings based on preliminary figures.
s Dividend yield excludes a special payment.
t Indicated dividend yield, p/e ratio based on latest annual earnings.
u Forecast, or estimated annualised dividend yield, p/e based on previous year's earnings
v Not subject to ACT.
z Dividend yield includes a special payment
E Auction basis
F Yield based on prospectus or other official estimates for 1994-95.
G Assumed yield after pending scrip and/or rights issue.
H Yield based on prospectus or other official estimates for 1993.
I Yield based on prospectus or other official estimates for 1992-93
L Estimated annualised yield, p/e based on latest annual earnings.
M Yield based on prospectus or other official estimates for 1993-94.
N Figures based on MMR 'Healthier Earnings' draft proposals.
P Figures based on prospectus or other official estimates for 1994.
R Forecast annualised yield, p/e based on prospectus or other official estimates.
T Figures assumed.
W Pro forma figures.
Z Dividend yield to date.

Abbreviations: xd ex dividend; xc ex scrip issue; xr ex rights; xa ex all; xd ex capital distribution.

This service is available to companies whose shares are regularly traded in the United Kingdom for a fee of £1235 a year for each security shown, subject to the Editor's discretion

FT Free Annual Reports Service

You can obtain the current annual/interim report of any company annotated with ♣. Ring 081 643 7181 (open 24 hours including weekends) or fax 081 770 3822, quoting the code FT7030. (If calling from outside UK, dial +44 81 643 7181 or fax +44 81 770 3822) Reports will be sent the next working day, subject to availability. If faxing please remember to state the weekly changing FT code above and also your post code.

FT Cityline

Up-to-the-second share prices are available by telephone from the FT Cityline service. See Monday's share price pages for details.

An international service is available for callers outside the UK, annual subscription £250 stg.

Call 071-873 4378 (+44 71 873 4378, International) for more information on FT Cityline.

FT MANAGED FUNDS SERVICE

● FT Cityline Unit Trust Prices are available over the telephone. Call the FT Cityline Help Desk on (071) 873 4378 for more details.

AUTHORISED UNIT TRUSTS

	Init Chge	Canc Price	Bid Price	Offer Price	+ or -	Yield Gr's
[illegible]	[illegible]	[illegible]	[illegible]	[illegible]	[illegible]	[illegible]

AIB Unit Trust Managers Limited (1000)F [illegible]

AXA Equity & Law Unit Tst Mngrs (1200)F [illegible]

Abbey Unit Tst Mngrs (1000)H [illegible]

Aberforth Unit Trust Managers Ltd (1600)F [illegible]

Abtrust Unit Trust Managers Ltd (1200)H [illegible]

Acorn Fund Managers Ltd (1400)F [illegible]

AEGON Unit Trusts Ltd (1000)F [illegible]

Allchurches Inv Mgmt Servs Ltd (1200)F [illegible]

Allied Dunbar Unit Tsts PLC (1600)F [illegible]

Arkwright Management (1400)F [illegible]

B & C E Unit Trust Mngmt Ltd (1000)H [illegible]

BSI-Thornhill Unit Trust Mgrs Ltd (1200)F [illegible]

Baillie Gifford & Co Ltd (1400)H [illegible]

Bank of Ireland Fund Mgrs Ltd (1400)F [illegible]

Barclays Unicorn Ltd (1000)F [illegible]

Baring Fund Managers Ltd (1200)H [illegible]

Blackstone Franks UT Mngrs Ltd (0900)F [illegible]

Brown Dolphin Unit Tst Mgrs Ltd (0905)F [illegible]

Britannia Life Unit Managers Ltd (1200)F [illegible]

Burrage Unit Tst Mngmt Ltd (0905)F [illegible]

CIS Unit Managers Ltd (1000)F [illegible]

Canada Life Unit Tst Mgrs Ltd (1200)F [illegible]

For Canada Life see Lincoln National

Capel-Cure Myers UT Mngt Ltd (1200)F [illegible]

Capel-Cure Myers UT Mngt Ltd - Contd. [illegible]

Capital House Unit Tst Mgrs (1200)F [illegible]

Cazenove Unit Trust Mngmt Ltd (1000)F [illegible]

Century Unit Trusts Ltd (1400)F [illegible]

Chartered Asset Mngmt Ltd (1700)F [illegible]

City Financial Unit Trust Mngrs Ltd (1100)F [illegible]

City of London Unit Tst Mgrs Ltd (1600)F [illegible]

Clerical Medical Unit Tst Mgrs Ltd (1200)F [illegible]

Colonial Mutual Unit Tst Mgrs Ltd (1200)F [illegible]

Commercial Union Fin'l Mngt Int'l Ltd (1200)F [illegible]

Confederation Funds Mngt Ltd (1200)F [illegible]

Consistent Unit Tst Mngt Co Ltd (1200)F [illegible]

Co-op Pension Fds UT Mgrs Ltd (1000)F [illegible]

Credit Suisse Investment Funds (UK) Ltd (1200)F [illegible]

Dimensional Tst Mngmt Ltd (0900)F [illegible]

Discretionary Unit Fund Mngrs (1000)F [illegible]

Dunedin Unit Tst Mngrs Ltd (1200)H [illegible]

Eagle Star Unit Mngrs Ltd (1000)F [illegible]

Edinburgh Unit Tst Mngrs Ltd (1400)H [illegible]

Elcon Ltd (1000)F [illegible]

Endurance Fund Management Ltd (0905)F [illegible]

Equitable Unit Trust Managers Ltd (1600)F [illegible]

Evermore Investment Mngs Ltd (1000)F [illegible]

Exeter Fund Managers Ltd (1400)F [illegible]

Family Investment Mngmt Ltd (1000)F [illegible]

Fidelity Investment Servs Ltd (1200)F [illegible]

Fidelity Investment Servs Ltd - Contd. [illegible]

Fleming Private Fund Mngt Ltd (1200)F [illegible]

Foreign & Colonial Unit Mgt (1200)F [illegible]

Foster & Braithwaite Fd Mngt Ltd (1100)F [illegible]

Framlington Unit Mngt Ltd (1200)F [illegible]

Friends Provident Unit Trusts (1000)F [illegible]

GA Unit Trust Mngrs Ltd (1000)H [illegible]

GT Unit Managers Ltd (1200)H [illegible]

Gartmore Fund Managers Ltd (1200)F [illegible]

Gartmore Pensions Managed Funds [illegible]

Glenfriars Unit Tst Mngrs Ltd (0905)F [illegible]

Global Asset Management (1200)F [illegible]

Govett (John) Unit Mngt Ltd (1000)F [illegible]

Govett - Contd. [illegible]

Granville Unit Tst Mngmt Ltd (0900)F [illegible]

Guardian Royal Ex Unit Mgrs Ltd (1000)F [illegible]

Guinness Flight Unit Tst Mgrs Ltd (2400)F [illegible]

HSBC Unit Trust Management Ltd [illegible]

Halifax Standard Tst Mngt Ltd (0730)F [illegible]

Hambros Unit Managers Ltd (1000)F [illegible]

Henderson Unit Tst Mngmt Ltd (1200)F [illegible]

Hill Samuel Unit Tst Mgrs (1200)F [illegible]

INVESCO Fund Managers Ltd (1200)F [illegible]

Jupiter Merlin Unit Tst Mgrs Ltd (0905)F [illegible]

Kleinwort Benson Unit Trusts (1400)F [illegible]

Knight Williams Portfolio Mngrs (1000)F [illegible]

LAS Unit Tst Mngrs Ltd (1000)H [illegible]

L & C Unit Tst Mngmt Ltd (0905)F [illegible]

Laurence Keen Unit Trust Mngmt (1300)F [illegible]

Laurentian Unit Tst Mngmt Ltd (1200)H [illegible]

Lazard Unit Tst Mngrs Ltd (1200)F [illegible]

Legal & General (U.T. Mgrs) Ltd (1200)F [illegible]

Lincoln National (1200)H [illegible]

Lloyds Bk Unit Tst Mgrs Ltd (1000)F [illegible]

London & Manchester Tst Mngmt (1000)H [illegible]

M & G Securities (0815)H [illegible]

MGM Unit Managers Ltd (1000)F [illegible]

MW Investment Managers Ltd (0905)F [illegible]

Maldon Unit Trust Managers Ltd (1400)F [illegible]

Mansfield Management Ltd (1000)F [illegible]

Marks & Spencer Unit Trust Ltd (1200)F [illegible]

Marlborough Fund Managers Ltd (1630)F [illegible]

Martin Currie Unit Trusts Ltd (0905)H [illegible]

Mercury Fund Managers Ltd (1000)H [illegible]

Metropolitan Unit Trust Mngrs Ltd (1600)F [illegible]

Millennium Fund Management Ltd (1000)F [illegible]

Morgan Grenfell Invest Fds Ltd (1000)H [illegible]

Murray Johnstone UT Mngmt (1600)H [illegible]

NFU Mutual Unit Mngrs Ltd (1400)F [illegible]

NM Unit Trust Mngrs (1200)F [illegible]

NatWest Unit Trust Management Ltd (1200)F [illegible]

National Provident Inv Mngrs Ltd (1400)F [illegible]

National Westminster UT Mngrs (1200)F [illegible]

Newton Fund Mngrs Ltd (1200)F [illegible]

Norwich Union Tst Managers (1200)H [illegible]

PDFM Unit Managers Ltd (1400)F [illegible]

Perpetual Unit Trust Mngmt (1000)F [illegible]

Pembroke Administration Ltd (1630)F [illegible]

Pilgrim Unit Trust Mngmt Ltd (0930)F [illegible]

Pointon York UT Mngrs (0900)F [illegible]

Portfolio Trust Mngrs Ltd (0900)F [illegible]

Premium Life Unit Tst Mngrs Ltd (1400)F [illegible]

Principal Unit Trust Mngmt Ltd (1000)F [illegible]

Prolific Unit Tst Mngrs Ltd (1100)F [illegible]

Prosperity Unit Trust Mngmt Ltd (1200)F [illegible]

Providence Capitol Fd Mgrs Ltd (1200)H [illegible]

Provident Mutual Unit Tst Mgrs Ltd (0905)F [illegible]

Prudential Unit Trusts Ltd (1200)F [illegible]

Reliance Unit Mgrs. Ltd (1000)H [illegible]

Rock Asset Mngmt (Unit Trust) Ltd (0900)F [illegible]

Rothschild Fund Management (1000)F [illegible]

Royal Life Fd Mngmt Ltd (1000)F [illegible]

Royal London Unit Tst Mgrs Ltd (2200)F [illegible]

St James's Place UT Group Ltd (1200)F [illegible]

Sarasin Int'l Invest Services Ltd (0930)F [illegible]

Save & Prosper Group (0900)H [illegible]

Schroder Unit Trusts Ltd (1400)F [illegible]

Scottish Amicable UT Tst Mgrs Ltd (0730)H [illegible]

Scottish Equitable Fd Mgrs Ltd (1000)H [illegible]

Scottish Life Investments (1200)F [illegible]

Scottish Mutual Inv Mgrs Ltd (1000)H [illegible]

Scottish Provident Inv Mgt Ltd (1000)F [illegible]

Scottish Widows' Fund Mngmt (0900)H [illegible]

Sector Endeavour Fund Mngt Ltd (1200)H [illegible]

Sharp (Albert E.) & Co (1000)F [illegible]

Singer & Friedlander UT Mngmt Ltd (1000)F [illegible]

Slaughterde Unit Trust Mngmt Ltd (1200)F [illegible]

Smith & Williamson Unit Tst Mgrs (1700)F [illegible]

Sovereign Unit Tst Mngrs Ltd (1200)F [illegible]

Standard Life Tst Mngmt Ltd (0730)H [illegible]

State Street Unit Trust Mngmt Ltd (1400)F [illegible]

Stewart Ivory Unit Tst Mgrs Ltd (1200)F [illegible]

Sun Alliance Unit Tst Mngmt Ltd (1200)F [illegible]

Guide to pricing of Authorised Unit Trusts

Compiled with the assistance of Lautro §§

INITIAL CHARGE: Charge made on sale of units. Used to defray marketing and administrative costs, including commission paid to intermediaries. This charge is included in the price of units.

OFFER PRICE: Also called issue price. The price at which units are bought by investors.

BID PRICE: Also called redemption price. The price at which units are sold back by investors.

CANCELLATION PRICE: The minimum redemption price. The maximum spread between the offer and bid prices is determined by a formula laid down by the government. In practice, most unit trust managers quote a much narrower spread. As a result, the bid price is often set above the cancellation price. However, the bid price might be moved to the cancellation price by the managers at any time, usually in circumstances in which there is a large excess of sellers of units over buyers.

TIME: The time shown alongside the fund manager's name is the time of the unit trust's valuation point unless another time is indicated by the symbol alongside the individual unit trust name. The symbols are as follows: (♥) - 0001 to 1100 hours; (♣) - 1101 to 1400 hours; (♦) - 1401 to 1700 hours; (♠) - 1701 to midnight. Daily dealing prices are set on the basis of the valuation point; a short period of time may elapse before prices become available.

HISTORIC PRICING: The letter H denotes that the managers will normally deal on the price set on the most recent valuation. The prices shown are the latest available before publication and may not be the current dealing levels because of an intervening portfolio revaluation or a switch to a forward pricing basis. The managers must deal at a forward price on request, and may move to forward pricing at any time.

FORWARD PRICING: The letter F denotes that the managers deal at the price to be set on the next valuation. Investors can be given no definite price in advance of the purchase or sale being carried out. The prices appearing in the newspaper are the most recent provided by the managers.

SCHEME PARTICULARS AND REPORTS: The most recent report and scheme particulars can be obtained free of charge from fund managers.

Other explanatory notes are contained in the last column of the FT Managed Funds Service.

§§ Life Assurance and Unit Trust Regulatory Organisation, Centre Point, 103 New Oxford Street, London WC1A 1QH Tel: 071-379-0444.

هكذا من الأصل

FT MANAGED FUNDS SERVICE

● FT Cityline Unit Trust Prices are available over the telephone. Call the FT Cityline Help Desk on (071) 873 4378 for more details.

INSURANCES

OTHER UK UNIT TRUSTS

FT MANAGED FUNDS SERVICE

● FT Cityline Unit Trust Prices are available over the telephone. Call the FT Cityline Help Desk on (071) 873 4378 for more details.

MANAGEMENT SERVICES

OFFSHORE AND OVERSEAS

BERMUDA (SIB RECOGNISED)

CANADA (SIB RECOGNISED)

GUERNSEY (SIB RECOGNISED)

OFFSHORE INSURANCES

IRELAND (SIB RECOGNISED)

ISLE OF MAN (SIB RECOGNISED)

IRELAND (REGULATED)(**)

GUERNSEY (REGULATED)(**)

ISLE OF MAN (REGULATED)(**)

JERSEY (SIB RECOGNISED)

JERSEY (REGULATED)(**)

هكذا من الأصل

FT MANAGED FUNDS SERVICE

● FT Cityline Unit Trust Prices are available over the telephone. Call the FT Cityline Help Desk on (071) 873 4378 for more details.

Midland Bank Fund Managers (Jersey) Ltd

Prudential Fund Managers (Jersey) Ltd

Royal Bank of Canada (Jsy) Fd Mgt Ltd

Standard Bank Fund Mgmt (Jersey) Ltd

TSB Trust Funds (CI)

JERSEY (REGULATED)(**)

Barclays Intl Funds

Cater Allen Investment Management (CI)

Citibank (CI) Ltd "Citifunds"

Citibank N.A.

Coutts & Co (Jersey) Fund Managers Ltd

EBC Fund Managers (Jersey) Ltd

Fleming Group

Foreign & Colonial Mngmt (Jersey) Ltd

Greece Fund Ltd

John Govett Management (Jersey) Ltd

INVESCO International Limited

Lloyds Bank Trust Co (CI) Mngrs

Management International (Jersey) Ltd

Minerals, Oils Res. Shrs. Fd. Inc.

Northgate Unit Tst. Mngr. (Jersey) Ltd

Perpetual UT Mngrs (Jersey) Ltd

The Portugal Fund Limited

Royal Bank of Canada Intl Fd Mgt Ltd

Royal Bk of Scotland Fd Mngrs (Jersey) Ltd

Schroder Mngt Services (Jersey) Ltd

Scrimgeour Kemp-Gee Mngmt., Jersey

TSB Trust Funds (CI)

Tyndall International (Jersey) Ltd

Warburg Asset Management Jersey Ltd

Worldinvest (Managers) Jersey Ltd

LUXEMBOURG (SIB RECOGNISED)

Abtrust Fund Mngrs Luxembourg SA (u)

BAII Intermarket Fund

Bank Von Ernst & Cie AG

Banque Scandinave a Luxembourg SA

Barclays Diversified Portfolio

Barclays Inv Funds (Luxembourg)

CMI Asset Management (Luxembourg) SA

Commercial Union Luxembourg SA (u)

Cravenie Group (u)

DB Investment Management SA

Den norske Bank

Dias Income Fund

Dolphin Intl Investments (u) SICAV

Dresdnerbank Asset Mngmt SA (u)

E.T. Investment Management Ltd

Eagle Star – Global Assets Fund (u)

EquiFund–Wright National Eqty Fd (u)

Fidelity Funds (u)

Fleming Group (u)

Foreign & Colonial Emerging Markets Ltd (u)

Frontrunner I (u)

Gartmore Luxembourg SA (u)

Henderson Management SA (u)

Hypo Foreign & Colonial Port Fd Sicav(u)

INVESCO International Limited (u)

Jupiter Tyndall Global Fund

Kleinwort Benson Japanese Warrant Fund

Kleinwort Benson Select Fund (u)

Liberty ALL-STAR World Pfolio-Eqty Fd(u)

Lloyds Bank Luxembourg

Midland International Circuit Fund SICAV(u)

Nomura Global Fund (u)

PIMCOA Worldwide Inv Portfolio Sicav (u)

Regent Global Fund (u) (c)

Sarasin Investment SICAV (u)

Schroder International Selection Fd (u)

Scottish Equitable Intl Fund SICAV (u)

Sun Life Global Management Ltd (u)

Templeton Global Strategic SICAV (u)

S.G. Warburg Asset Mngmt Lux SA (u)

Wardley Investment Services (Lux) SA (u)

LUXEMBOURG (REGULATED)(**)

Asian International Umbrella Fund (u)

Alliance Capital

American Phoenix Investment Portfolio (u)

Asian Development Equity Fund

Athenian Sicav

Banque Ferrier Lullin (Lux) SA

Banque Indosuez Luxembourg

Banque Paribas Luxembourg

CS Fund International (u)

CSFB Umbrella

Capel-Cure Myers Intnl Fd Sicav (u)

Citicorp Investment Mgmt (Luxembourg) SA

Clemente Korea Emerging Growth Fund

Credit Commercial de France

Credit Lyonnais Rouse (Bermuda) Ltd

Credit Suisse

Daiwa Japan Gem Fund

Daiwa Japan Small Equity Fd (u)

Dean Witter World Wide Invest. Tst SA

The Dragon Fund Sicav

Eigiston Global SICAV (u)

Espirito Santo Investment Mgmnt (SICAV)

Euroco Management S.A.

Europe Value Fund (u)

Eurioplac (u)

Fidelity Intl Inv Mngt (Luxembourg) SA

Fidelity Investment (CI) Ltd

The First Korea Smaller Companies Fund

Fleming Group

Foreign & Colonial Emerging Markets Ltd

Gamax Funds

Gartmore Luxembourg S.A.

H.C.M. HYPO Capital Mgt Luxembourg SA

International Bond Trust

International Specialty Fund (u)

INVESCO International Limited

InverSud Investment Fund SICAV

Investissements Atlantiques SA

Israel Selection Fund

Lloyds Bank Luxembourg (u)

Mediterranean Fund (SICAV) (u)

Merrill Lynch Asset Management

Morgan Stanley Sicav

Murray Universal, Sicav

NM Income & Gwth Fd

NICAM Asia Pacific Umbrella Fund

Nikko Bank (Luxembourg) S.A.

Nomura Asian Infrastructure Fd SICAV

Nomura Rosenberg Alpha Fund Mark II

Sorit Currency Fund

Pacific Basin Growth Fund

Rosenberg Global Mngt Co SA (u)

Rosenberg Management SA (u)

Rosenberg US Japan Mngmt Co SA (u)

Edmond de Rothschild Group

SCI/TECH SA

	Bid Price	Offer Price	+ or -	Yield Gross
SCI/Tech NAV	$18.71		-0.47	-

Scudder, Stevens & Clark

Target International Ltd

Inv Growth Fd	$22.27		-0.07	-

Templeton Emerging Asia

NAV Aug 25	$12.88		-0.14	-

Templeton Worldwide Investments

Transworld Bond Trust

NAV	$14.46		-0.02	-

US Pacific Stock Fund (u)

NAV	$20.37		—	-

Unico Financial Services SA Lux

Wardley NAPT (Luxembourg) SA

"WINTERTHUR" Fund Mngmt Co (Lux) SA

World Bond Fund–SICAV (z)

World Bond Fund	$29.95	31.45	-0.08	0.64

World Trust Fund

Shares NAV	$13.39		—	-

Yamaichi Advanced Technology Fund

Advanced Tech	$22.09		—	-

Yamaichi 1992 GMNG Fund SICAV (u)

NAV	$10.20	10.25	—	-

SWITZERLAND (SIB RECOGNISED)

B.I.A. Bond Investments AG

OTHER OFFSHORE FUNDS

ATSP Management Ltd

NAV Oct 31	$27.42		—	-

Abtrust Fund Mngrs (Guernsey) Ltd

NAV US$	$11.27		—	-
NAV US$	$11.13		—	-

Adig Investment

Asian Malaysian Growth Fd (Cayman) Ltd

NAV Nov 15	$14.7893		—	-

Alliance Capital

Allied Dunbar International Fund Mngrs (1800)F

Alpha Fund Management Ltd

Asian Convertibles & Income Fd (Cayman)

NAV Nov 18	$14.17		—	-

BEA Associates

BZW Investment Management (HK) Ltd

Julius Baer Bank & Trust Co Ltd

Bank Von Ernst & Cie AG

Bque Fr Serv & Cr/Europ Inv Mgt Ltd

Barclay Eurofutures Fund Ltd

NAV	Ecu980.25		—	-

Baring International Group

The Batavia Fund Ltd

NAV Nov 5	$15.20		—	-

Bermuda Capital Company Ltd

NAV Oct 27	$37.33		—	-

Bermuda Intl Invmnt Mgmnt Ltd

Bordier Funds Ltd

Korea Fd NAV Nov 5	$58.80		—	-

The Brazilian Inv Fund

NAV	$46.85		—	-

Bridge Management Ltd

Nippon Fd	$92.58	98.72	—	-

Buchanan Fund Ltd

Global £ Nov 12	£13.50		—	-
Global US$ Nov 12	$12.95		—	-
European & Atlantic Nov 12	$13.42		—	-
Pacific Nov 12	$13.13		—	-
Emerging Markets Nov 12	$10.17		—	-

*Estimated Weekly Bid Asset Values

Butterfield Management Co Ltd

Butress Asia	$17.77	17.78	—	-
Butress Capital	$17.12		—	-
Butress Cap Appr Bd	16.46		—	-
Butress Equity	$13.20		—	-
Butress Futures	$9.45		—	-
Butress US$ Bond	$10.40		—	-
Butress C$ Income	10.67		—	-
Butress Money Mkt	$13.5768		—	2.811

CA Securities Investment Fund Mngmt Ltd

Hong Govt Debt Nov 5	HUF10647		—	-

CDC International

GFI Short Term Nov 19	FFr16f770.65		+244.26	-
GFI Long Term Nov 19	FFr 526634.78		+302.96	-

Capital International

Capital Int. Fund	$125.34		+1.25	-

Cathay Clements (Holdings) Limited

NAV Sep 30	HK$7.76		—	-

Chameleon Funds Limited

Pearmans Gordon & Co Limited – UK Representative

UK Equity Fund	$120.05	125.41	—	-

The China Fund

NAV Nov 12	$12.89		—	-

China Investment Company

NAV OCT 31	$9.81		—	-

The China Invest & Development Fd Ltd

NAV Nov 1	$10.31		+4.38	-

Citizens Investment Trust Mgt Co Ltd

Korea Growth Tst NAV Nov 15	$32.78		—	-
Korea 1990 Tst NAV Nov 15	$4.22		—	-
Seoul Asia Inc Tst Nav Nov 20	$11.55		—	-

Columbus Asset Management Ltd

New Millennium Fund Inc.	$11.1076		—	-

Connaught Investments Ltd (Hong Kong)

Connaught World Growth	$23.39	25.05	—	-
Connaught Indonesia Gro.	$3.37	3.55	—	-
Connaught Pacific Wrnt	$16.00	16.81	—	-
Connaught Barracuda Fd	$15.85	16.68	—	-
Connaught Malaysian	$20.61	21.65	—	-
Connaught Nh Special Sits	$14.53	15.27	—	-
Connaught Venture Ptnrs	$11.68	12.46	—	-
Connaught Pacific Ent	$24.16	25.38	—	-
Connaught Thailand Fd	$24.29	25.51	—	-

Craig Drill Capital Ltd

NAV Jul 31	$128.90		—	-

Credit Lyonnais Intl Asset Mgmt (HK) Ltd

Asian Emrg Cos Nov 10	$13.40	14.09	—	-
Asian Spec Sits	$31.26	32.84	—	-
Indonesian Growth Nov 10	$13.92	14.80	—	-
Pacific Gth Nov 12	$27.61	29.01	—	-
Asia-Pacific Growth	$2.92	3.08	+0.05	-
Singapore Growth	$2.48	2.59	+0.03	-
Funds Portfolio Nov 18	$17.58	10.47	—	-
Pakistan Gth Nov 15	$11.04	11.61	—	-
Pakistan Spec Sits Nov 15	$	10.79	—	-
China Gth Nov 17	$11.84	12.45	—	-
Regional China	$30.98	1.055	+0.015	-

Credit Lyonnais Rouse (Bermuda) Ltd

Systematised Ltd	$22.179		—	-

Credit Suisse

CS Gold Valor	$142.23	143.72	—	-
CS Tiger	$115.36	116.40	—	-
CS Eurorent	DM1107.38	112.60	—	-

Cregem International Bank

Cregem Leverage	Ecu140.00		—	-
Cregem Forex	$160.40		—	-

Crystal Corporation N.V.

Shs Class A/B Nov 5	$83.40	85.94	—	-

DWS Deutsche Ges. F. Wertpapiersp

Investa	DM80.22	84.23	—	-
Provesta	DM114.39	120.18	—	-
Inrenta	DM70.05	71.81	—	-
Inter-Renta	DM34.16	35.18	—	-

Daehan Investment Trust Co Ltd

Korea Trust NAV Nov 13	$54.96		—	-
Seoul Trust NAV Nov 10	$31.18		—	-
Daehan Korea Trust	$8.77		—	-
Daehan Asia Trust	$12.51		—	-

Daiwa APT Japan Fund

Daiwa APT Japan	$7.8872	8.0145	—	-

Daiwa Intl Capital Management (H.K.) Ltd

Indonesia Equity NAV	$8.56		—	-
Malaysia Equity NAV	$21.00		—	-
Dicaam Asian Eco Nov 10	$14645.78		—	-
Dicaam Asian Gth Nov 18	$16914.85		—	-

Daiwa International Capital Mngt (Sgp) Ltd

DICAM Malaysian Eq Nov 18	$10002.63		—	-

Daiwa Japanese Equity Warrant Fund

Jap Eqty Wrrn Nov 18	$287.84	308.65	—	-

Delta Lloyd Bank Fund Management

Jade Fonds	Dfl217.50		-2.90	0.69

Deutscher Investment-Trust

Concentra	DM49.99	52.18	—	-
Int. Rentenfonds	DM72.55	74.73	—	-

Dobia & Swiecs Asset Management

Highbridge Capital Corp.	$11183.00		—	-
Overlook Performance	$2163.15		—	-

EBS Overseas Fund Ltd

NAV Nov 18	$1833.80	1844.80	—	-

Eagle G-7 Mexico Fund Ltd

NAV Oct 31	$1.04		—	-

East Asia Hamon Asset Mngt Ltd

Selected Asian P'folio	$25.73	25.74	—	-

Emerging Markets Management

Emer Mkts Strat Oct 31	$260.01		+25.32	-
Asian Emer Mkts Oct 22	$14.02		—	-
Latin Am Em Mkts Bd 31	$28.49		+1.68	-

Enhanced Treasury Returns Corporation

NAV	$1.07875		—	-

The Environmental Investment Co Ltd

NAV Nov 15	$8.85		—	-

Ermitage Group

Europe 1992

NAV	$10.70		-0.07	-

S.G. Europe Obligations SA

Europe-Obligations	$104.92		—	-

FRM / Swiss Financial Services

Multiple Advisory Ltd	$1655.00		—	-

FX Concepts (Bermuda) Ltd

Concepts Forex Fund	$11.78		—	-
Concepts Mged Swaps	$100.84		—	-

Fairbanks Global Capital Fund Ltd

NAV Jul 30	$51208.85		—	-

Falcon Fund International Inc

Falcon Fd NAV Oct 31	$205.7435		—	-

Fidelity Investments

First Investments Ltd

FIL Leveraged US Govt Bond	$13.1173		—	11.50

First Mexico Income Fund

First Mexico Inv Nov 17	$23.81		+1.09	-

Five Arrows Chile Fund Ltd

NAV Nov 10	$25.10		—	-

Formosa Fund

NAV Nov 22 NT$7747.34 IDR US$94.90

Formosa Growth Fund Limited

NAV	$8.86		—	-

Frankfurt Trust Investment-GmbH

FT-Interzins	DM43.90	45.22	—	-
Frankf. Effekt. Fd.	DM176.00	187.85	—	-

The GAII Diversified Fund Ltd

NAV Oct 31	$10.89		—	-

GT Chile Growth Fund Ltd

NAV Nov 18	$29.11		+1.60	-

GT Management Plc

Gaia Currency Funds

Gaia Hedge II	$150.51	151.40	—	-
Gaia Hedge III	$18.38	18.47	—	-
Gaia Swiss Franc	SFr64.10	54.24	—	-
Gaia Gtd Crrncy I	$87.17		—	-
Gaia Gtd Crrncy II	$86.86		—	-
GAIA FX Limited	$115.27	115.43	—	-

Garzarelli Sector Analysis Portfolio NV

NAV	$13.75		—	-

Genesis Fund Managers Ltd

Chile Fd NAV Nov 15	$	31.67	+0.01	-
Emerging Mkts Nov 15	$	26.93	+0.83	-
Malaysia Mkts Nov 15	$	22.50	-0.02	-
Condor Fd Nov 15	$	16.81	-0.17	-

Gertrust SA

Bernard Portfolio	SFr383.40	308.40	—	-

Global Asset Management

Global Government Plus Fund

c/o Prudential-Bache Secs (UK) Inc

NAV Nov 12 US$7.86 $10.44

Goldman Sachs

GS Adjustable Rate Mgage II	$10.01		—	-
GS World Income	$10.35		—	-
GS World Bond	$10.69		—	-
GS Global Currency	$1243.86		—	-
GS Global Equity	$11.28		—	-

Green Way Guaranteed Ltd

NAV Sep 30	Ecu1284.24		—	-

Greystone Portfolio Ltd

Campacif Dynamic Fund	$26.36		—	-
Charis Closed Fund	$10.71		—	-
Gandon Fund	$38.87		—	-
PRAGMA Gestion Fund	$10.10		—	-
SJO International Fund	$58.17		—	-

Group One Limited

Merrill Lynch Intl & Co c/o MLE

US S&P 500 Index Ser 1	$389.15	—	-3.32	-
Utility Value Trust 3	$1332.84	—	-3.63	6.13
Utility Value Trust 8	$861.88	—	-2.88	6.10

Group One International Tst

Merrill Lynch

GMMA UCITS Series 1	$563.08	593.65	-0.73	8.12
GMMA UCITS Series 2	$980.47	932.08	-2.01	7.54
GMMA UCITS Series 3	$1008.60	1044.03	+0.06	6.31
Eco Special Duration Bd Ser	$959.36	1049.16	+1.30	7.35
First German Bond Series	$604.82	623.77	-3.54	5.83
First German Bond Series	DM1022.21	1054.38	—	5.63

Hasenbichler Asset Management GmbH

Commodities AG Nov 4	$4752		—	-
Comms Lucas Inc Nov 4	$109.58		—	-
AFFT Stock Fund Nov 4	$1269		—	-

Hansamann Hldgs NV Curacao

Houstonian Nov 11	$685.15	686.93	—	-

The India Magnum Fund NV

NAV Nov 12	$40.49		—	-

Indian Opportunities Fund Ltd

NAV Nov 17	$10.56		—	-

Indosuez Asia Invest Services Ltd

International Fund Administration Ltd

Pangaea Offshore Oct 31	$105.17		—	-
Pacific Hum Opp Fd Ptd Oct 31	$106.09		—	-

The Jaguar Fund N.V.

NAV Nov 18	$582.00		—	-

The Japan Capital Secured Trust

NAV May 17	$9.2992		—	-

Jardine Fleming Inv Mngt Ltd

Jardine Fleming Unit Trusts Ltd

Daily Dealing EXCEPT Marked with *

Johnson Fry Securities Ltd

US Mortara Dted Futures Fd	£100.94		—	-
US Mortara Capital Growth Fd	$0.842		—	-

Kastrel

First Kastrel Bnd Oct 31	$9.38		—	-
Sterling Shore Oct 31	£13.56		—	-
US Dollar Sns Oct 31	$21.13		—	-

Korea Intl Investment Fund

NAV Oct 31	$109.88		—	-

Korea Investment Trust Co Ltd

Korea Intl Trust NAV	$45.64		—	-
Seoul Intl Trust NAV	$41.92		—	-
Korea Eqty Trust NAV	$8.74		—	-
Korea Pacific Trust NAV	$11.24		—	-
Greater Seoul Trust	$12.59		—	-

Lehman Brothers Oporto Growth Fund

NAV Nov 15	$8.47		—	-

Lippo Asia Ltd

Java Fd (Cayman) Ltd NAV	$10.04		—	-

Lloyd George Management

Antenna Fd Ltd Nov 12	$16.33		—	-
LG Asia Smaller Cos Nov 12	$17.5358		—	-
LGSC China Fd Nov 18	HK$11.58		—	-
LG India Nov 11	$16.48		—	-

London Portfolio Services Group

LPS Intl Ord	$12.80		—	1.55
LPS Intl HPB	$12.90		—	1.74

MFS Meridian Funds

Malaysia Capital Fund Ltd

NAV Nov 19	$18.01		—	-
Repurchase Oct 29	$15.74		—	-

Malaysia Fund (Labuan)

NAV Nov 18	$18.78		—	-

Malaysia Growth Fund

NAV Nov 19	$17.59		+0.08	-

Man International Futures

Mauritius Fund Ltd

NAV Oct 31	$10.37		—	-

MeesPierson

Merrill Lynch Asset Management

Merrill Lynch Guernsey

Intermediate Cap NAV Nov 12	$14.090		—	-

(For information Only)

Minnieink International Ltd

NAV Nov 19	$105.97		—	-

Momentum Asset Mgmt

Momentum Guild Ltd Oct 31	$101.08		—	-
Momentum RIR Fd	$98.27		-0.17	-
Momentum Rainbow	$127.23	128.62	—	-

Montgomery Emerging Markets Fund Ltd

NAV Nov 18	$1285.10		—	-

Moore Global Investment

Morgan Stanley Emerging Market Fund

Emerging Mkts Nov 18	$24.58		+0.43	-
Emerging Mkts Income	$14.8697		—	-

Morgan Stanley Japanese Warrant Fund NV

NAV	$2.4099		—	-

National Investment Trust Company Ltd

The New Taipei Fund Ltd	$8.9052		—	-

Nomura Warrant Fund 1990 Ltd

NAV	$0.11		—	-

North Star Fund Managers (Cayman) Ltd

Oddey Asset Management Ltd

Odey European	DM160.29		—	-

Old Ironsides International Ltd

Old Ironsides Sep 30	$118.25	122.82	—	-

Omega Overseas Partners Ltd

Omega Overseas Partners Nov 18	$178.3989		—	-

Optima Fund Management

Optima Fd NAV Nov 12	$18.21		—	-
Optima Futs Fd NAV Nov 3	$17.88		—	-
Optima Global Fd NAV Nov 12	13.04		—	-
Optima Periculis Fd (c)	$10.24		—	-
Optima Short Fd NAV Nov 12	$5.07		—	-

Orbis Investment Management Ltd

Orbis Global Eqty	$16.80	16.58	—	-
Orbis Optimal Eqty	$20.31	21.33	—	-
Orbis Leveraged Eqty	$25.36	26.80	—	-

*Prices on Nov 18 Next Pricing Nov 25 Weekly Pricing

Orbitex Bahamas Ltd

ORIENT Growth Fd

NAV	$13.53		-0.01	-

PFC Internatl Portfolio Fd Mngt Ltd

Specialist Growth Fd	$3.76		—	-
Balanced Growth Fd	$3.17		—	-
Sterling Income Fd	£1.17		—	-
International Bond Portfolio	$10.47		—	-
PFC-LCC B.B	$14.53		—	-
PFC LCC B.B Stlg Class	£11.27		—	-
PFC Cap Global P'folio	$16.25		—	-
PFC Dynamic Mkts P'folio	$14.90		—	-

PRS International

PRS David Return	$9.24		—	-
PRS Managed Futures	$13.80		—	-
PRS Hedged Equities	$10.17		—	-
PRS Fixed Rate	$14.97		—	-
PRS Opportunity	$10.51		—	-
PRS Multicurrency Fxd Rate	$11.64		—	-
PRS Multimanager	$10.21		—	-
PRS Global Resources	$12.60		—	-
Alliance PRS Diversified	$10.00		—	-
PRS Global Magnet	$16.70		—	-
PRS Ingeest	$10.66		—	-
Security Fund	$10.50		—	-
PRS Fixed Rate Inst	$14.01		—	-
PRS Ricamand	$16.10		—	-
Credit Andorra Intl R.F.	$18.43		—	-
Credit Andorra Intl R.V.	$18.15		—	-

Pacific Growth Fund

NAV	$16.01		-0.20	-

Pakistan Fund

NAV Nov 10	$0.44		—	-

Paquet International Fund Inc

NAV Nov 5	$203.34		—	-

Philippine Income Fund Inc

NAV Nov 17	$10.08		—	-

Portuguese Investment Fund Ltd

NAV Nov 18	$76.2784		—	-

Putnam International Advisers Ltd

Emerg Hlth Sci	$37.84		-0.26	-
Emerg. Info. Sci.	$36.26		—	-
High Inc GNMA Ot	$8.94		-0.04	-
International Fund	$14.82		-0.09	-
Global Hi Gth Fnd	$18.62		-0.06	-
Global Govt. Inc. Tst.	$15.13		—	-

Quantum Group

Quantum Fund	$26574	27379	+81	-
Emerging Growth Fd	$342.57	353.36	+0.89	-
Quasar Intl Fd	$241.05	250.28	+0.22	-
Quota Fund	$250.52	247.63	+0.33	-
Realty Trust	$130.00	141.0	—	-
UK Realty Fund	£107.50	109.5	+0.50	-

Real Estate Strategies Ltd

IRES International	C$-	1173.05	—	-

Regent Fund Management Ltd

Undervalued Assets Ser 1	$10.14		—	-
Leveraged Futures	$113.46		—	-
New Korea Growth	$10.86		—	-
Pacific Arbitrage Co Ltd	$8.45		—	-
Pacific Arbitrage Co Ltd	Y899.0		—	-
Pacific Hedge	$		—	-
R.L. Country Warrant	$205.15		—	-

Republic New York Funds

Global Currency Nov 18	$1054.26		—	-
Global Currency II Nov 12	$998.52		—	-
Global Fixed Inc Nov 12	$1034.80		—	-

Rosenwald, Roditi & Co Ltd

Asia Securities Invest NAV	$1017.36		—	-
Korea Non-Life Invest NAV	$135.32		—	-

Rothschild Asset Management (CI)

Tokyo Pac (Sectors)	$170.80		—	-

Royal Trust Intl Money Market Fund

RT Money US$ Acc	$1.0517		—	2.66
RT Money US$ Inc	$1.0034		—	2.79
RT Money C$ Acc	C$1.0884		—	3.93
RT Money C$ Inc	C$1.0034		—	4.31
RT Money UK£ Acc	£1.1223		—	5.29
RT Money UK£ Inc	£1.0368		—	5.57
RT Money SFR Acc	SFr1.0818		—	3.55
RT Money SFR Inc	SFr1.0089		—	3.68
RT Money DM Acc	DM1.0966		—	5.54
RT Money DM Inc	DM1.0194		—	5.52
RT Money Fd Yen Acc	Y1.0214		—	1.98
RT Money Fd Yen Inc	Y1.0123		—	2.03

Sabre Futures Fund

Diversified A Shs	$27.42		—	-
London Currency	$30.92		—	-

Safra Republic Holding

Schroder Investment Management Limited

Cap US Equity Nov 12	$11.14		—	1.29

Schroder Japanese Warrant Fund

Unofficial NAV Nov 19	$1.21		—	-

Schroders Asia Limited

Schroders Australia Ltd

Schroder Aust Sh	A$8.05	8.08	—	-

Schroder (Switzerland) Fund

Japan Convert	SFr1510.96		-24.72	-

Scimitar Bermuda Funds

Guaranteed Fd Acc	$9.30		—	-
Gbsel Curr Fd Oct 31	$9.42		—	-

Scudder, Stevens & Clark Inc

Argentina NAV Nov 10	$12.89		—	-
Brazil NAV Nov 10	$21.26		—	-
First Iberian Nov 18	$8.46		—	-
Korea NAV Nov 19	$15.37		—	-
Latin Am Inc Fd NAV Nov 19	$16.01		—	9.27
New Asia NAV Nov 10	$22.21		—	-
New Europe NAV Nov 10	$10.42		—	-
Francisco Fund Inc Dec 03	$109.80		—	-
Sov High Yld Inv A Nov 17	$23.48		—	11.935
Sov High Yld Inv B Nov 17	$24.02		—	11.917
Venezuela Hi Inc Nov 17	$9.39		—	10.85

Latin Am Inc & App NAV

Class A (z)	$22.39		(s)	8.933
Class B (z)	$22.44		(z)	8.959

For Scottish Value Mngt see Ireland (SIB Recognised)

Segespar Securities (Bermuda) Ltd

Green Way Ltd NAV Oct	$18185.53		—	-

Shinzomi Investment Mngmt (Bermuda) Ltd

Japan Opps NAV Oct 31	$14.571		—	-

Sodific Asset Management Inc

SAM Brazil	$153.78		—	-
SAM Diversified	133.09		—	-
SAM/McGarr Hedge	$112.30		—	-
SAM Opportunity	$115.85		—	-
SAM Strategy	115.65		+0.35	-
Alpha SAM	$123.95		—	-

Carl Spaengler KAG

Long Term Value Trust NAV	$708.03		—	-

State Street Banque SA

Actions France	FFr1257.56		—	-
Actions Europe	FFr12082.70		—	-
Actions Japon	Y251077.54		—	-
Emerging Markets	$2095.43		—	-

Strome Offshore Limited

NAV Oct 31	$238.37		—	-

Tabasco Fund Managers Limited

Tabasco Fd Oct 31	$7.16		—	-

Taipei Fund

NAV NT$1504.3 IDR US$55.92 Nov 23

Templeton Galbraith & Hansberger Ltd

Global Inc Nov 18	$9.56	10.10	—	-

The Thai Development Capital Fd

NAV Nov 10	$14.12		—	-

The Thai-Euro Fund Ltd

Lloyds Bank Fund Mngrs (Guernsey) Ltd

NAV Nov 12	$42.32		—	-

The Thai Prime Fund Limited

NAV Nov 19	$23.16		—	-

The Thailand Fund

NAV Nov 19 Baht 2103677.81 IDR value US$ 82968.95

The Thailand Growth Fund

NAV US$28.84 Nov 11

The Thailand Intl Fund Ltd

Fidelity International Ltd

NAV Nov 5	$39.22		—	-

Thames Currency Funds

Thames Curr Fd NAV Oct 28	$8.74		—	-
Thames Curr Fd II NAV Nov 15	$8.42		—	-

Thornton Investment Management Ltd

Trans Global Investments Limited

Trans Global Inv Ltd	$220.86	227.52	—	-

Triumph Global Hedge Ltd

NAV	$1010		—	-

Tyndall International (Bermuda) Ltd

Ultra Futures Fund Ltd

Fund Advisors Ltd Nov 5	$10128.50		—	-

Ultra Hedge Fund Ltd

Fnd Advisors Ltd Nov 5	$1040.77		—	-

Ultra Sector Fund Ltd

Fund Advisors Ltd Nov 5	$1160.42		—	-

Ultra Value Fund Ltd

Fund Advisors Cl D Nov 5	$1718.24		—	-
Fund Advisors Cl C Nov 0	$1155.45		—	-
Fund Advisors Cl D Nov 5	$889.10		—	-

Value Partners "A" Fund

NAV Nov 17	$18.76		—	-

Valu-Trac Investment Management Ltd

Valu-Trac Global Bd Tst	$10.07	10.87	+0.04	-
Valu-Trac Global Eqty Tst	$9.99	10.58	-0.01	-

The Vietnam Fund Limited

Lloyds Bank Fund Managers (Guernsey) Ltd

NAV Fully Paid Oct 31	$10.30		—	-
NAV Partly Paid Oct 31	$4.71		—	-

Vigilant Fund Company Ltd

Vigilant Managed Fd	$97.54	102.42	-0.10	-

WW Capital Growth Fund

NAV Oct 31	$1042.17		—	-

Wardley Investment Services Ltd

Japanese Warrants	$2.43	8.58	-0.09	-
Asian Warrants	$16.82	17.01	-0.15	-
European Warrants	$10.10	10.70	+0.02	-
Managed	HK$13.62	14.41	-0.04	-
Private Capital Tst	$27.37		-0.12	-
China Fund	$10.26		—	-

Wellington Fd Mngrs (Bermuda) Ltd

Intl Growth Fd	$15.39	18.15	-0.11	-

Wells Fargo U.S. IT Fund

Wells Fargo A Shs (z)	$13.28		-0.08	-
Wells Fargo B Shs (z)	$14.10		-0.28	-

Worldwide Limited

NAV Oct 31	$90.66		—	-

Xiphias International Investment Fd Ltd

Xiphias Intl US$ Acc	$1.4080		—	-
Xiphias Intl ECU Acc	Ecu1.4816		—	-
Xiphias Intl ECU Oct	Ecu1.3000		—	-

Yamaichi Capital Mngmt (Guernsey) Ltd

Thai Inv Fund	$18.34		—	-

MANAGED FUNDS NOTES

Prices are in pence unless otherwise indicated and those designated $ with no prefix refer to U.S. dollars. Yields % allow for all buying expenses. Prices of certain older insurance linked plans subject to capital gains tax on sales. ♦ Distribution free of UK taxes. ● Periodic premium insurance plans. ■ Single premium insurance. ● Designated as a UCITS (Undertakings for Collective Investment in Transferable Securities). x Offered price includes all expenses except agent's commission. z Previous day's price. ¶ Guernsey gross. g Suspended. ♦ Yield before Jersey tax. † Ex-subdivision. ‡ Only available to charitable bodies. ✪ Yield column shows annualised rates of NAV increase. 18 cs dividend.

(**) Funds not SIB recognised. The regulatory authorities for these funds are: Guernsey: Financial Services Commission; Ireland: Central Bank of Ireland; Isle of Man: Financial Supervision Commission; Jersey: Financial Services Department; Luxembourg: Institut Monétaire Luxembourgeois.

CURRENCIES AND MONEY

CURRENCIES AND MONEY MARKETS

D-Mark firms on M3

The D-Mark firmed against the US dollar and most European currencies after the Deutsche Bundesbank's higher than expected M3 money supply numbers damped hopes for near-term monetary easing, *writes Conner Middelmann*.

M3 grew at a seasonally adjusted, annualized 6.8% in the year to the end of October, unchanged from the September rate and at the upper end of market forecasts. Some market participants had expected M3 to return into the Bundesbank's 4.5 to 6.5 per cent target range.

The monetary aggregate has missed its target all though this year, undershooting it in the first three months of 1994 - largely due to statistical distortions - and overshooting it every month since March.

The data put a damper on rate-cut hopes and pressured the December three-month Euromark futures contract, which closed at its day's low of 93.87, down 0.06 point from Friday.

Nevertheless, the data prompted few analysts to revise their near-term interest-rate outlook. "The Bundesbank is so concerned about real growth in Germany they will continue easing," said Mr Klaus Baader, European economist with UBS in London, who expects the Bundesbank to cut its official discount and Lombard rates by another 50 basis points before the end of the year.

The Bundesbank's policy-making central bank council is scheduled to meet again on December 2 and 16.

In Germany the focus is now on November consumer price data, due to be released later this week. The year-on-year inflation rate expected to have eased to around 3.7 per cent from 3.9 per cent through mid-October.

In the German money market, the rate for call money rose as high as 6.45 per cent in early trading after monthly tax payments drained substantial liquidity. The Bundesbank was reported to injected emergency funds at 6.40 per cent via its so-called Paragraph 17 facility to ease the liquidity squeeze, pushing the call rate back down to around 6.40 per cent.

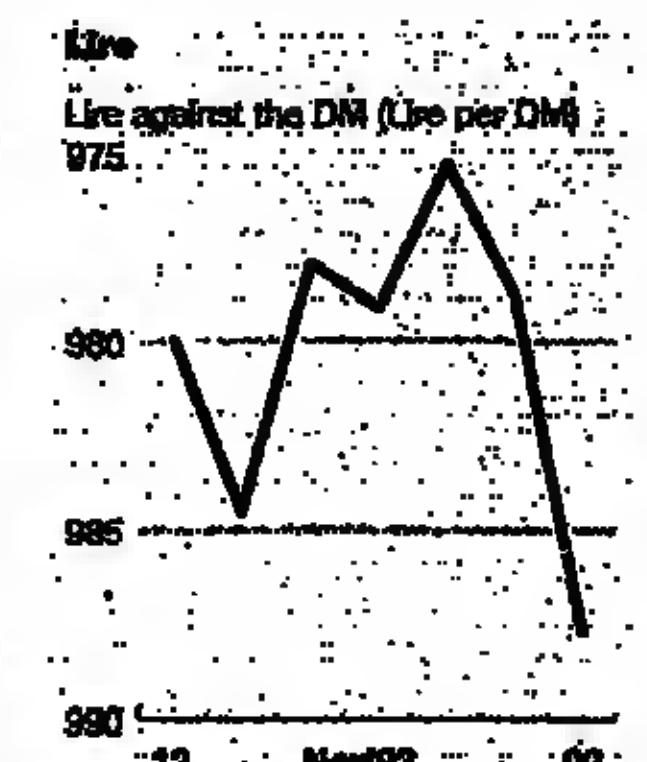

Source: Datastream

■ Pound in New York

Nov 22	---Latest---	-- Prev. close --
£ spot	1.4760	1.4735
1 mth	1.4727	1.4703
3 mth	1.4684	1.4661
1 yr	1.4542	1.4526

● Trade in the US dollar was subdued ahead of today's national holiday in Japan and Thursday's Thanksgiving vacation in the US. It closed at DM1.7035, down from DM1.7150 late on Friday. In late London trading it slipped as low as DM1.6980. Many traders say the dollar may have to fall further before its next npwards move.

● The Italian Lire slumped following the crushing defeat of the Christian Democratic Party and its allies in Sunday's municipal elections. It dropped to a low of L988.80 against the D-Mark, but recovered slightly to close at L987.70, down from L979.0 on Friday.

According to Mr Julian Jessop, European economist with Midland Global Markets, it was "quite encouraging thet the lira did not fall further towards L1000 to the D-Mark, given the focus on political uncertainty." This indicates that the currency is being supported by economic fundamentals, he said.

Moreover, most political scare stories are already built into the currency, and there is little pressure to take profits before the end of the year, Mr Jessop said. This contrasts with Italian government bonds, which slid nearly two points yesterday.

● The French franc eased slightly against the D-Mark following the German M3 data, which also damped hopes for any near-term rate cuts by the Bank of France. The French central bank left its intervention rate unchanged at 6.45 per cent at its latest repo operation, and is not expected to undertake any easing moves independently of the Bundesbank.

Disappointed easing hopes pressured the Pibor futures, with the December contract falling 0.11 point to 93.52 and the March contract sliding by 0.14 point to 94.29.

● In Spain, market participants will be eyeing today's seven- to-12-day repurchase tender by the Bank of Spain for a possible small cut in the 9.25 per cent benchmark rate, though some felt the currency's continuing weakness against the D-Mark would make that unlikely.

Over the weekend, Bank of Spain Governor Luis Angel Rojo said there was still room to cut Spanish interest rates, albeit moderately and slowly. Moreover, he argued it would be a mistake to stimulate the economy by loosening monetary policy without tightening fiscal policy or tackling the structural roots of high inflation.

The peseta ended at Pta80.70 against the D-Mark, barely changed from DM80.75 at Friday's close. But traders warn that Thursday's general strike in protest against the government's plans for a social pact may weigh on the currency, and one London trader said he saw scope for the Peseta to weaken to around Pta82 against the D-Mark by the end of the week.

● Sterling lost about a pfennig against the D-Mark after breaking technical support at DM2.5180. It closed at DM2.5130, down from DM2.5250 on Friday.

In the money market, the Bank of England forecast an early shortage of £1.5bn which was later revised to £1.65bn. After purchasing a total of £37m Band 1 and 2 bills at 5⅞ in the morning, the Bank purchased another £1.092bn of bills in the afternoon and provided late assistance of around £550m.

The December short sterling futures contract fell 0.05 point to 94.58.

POUND SPOT FORWARD AGAINST THE POUND

Nov 22		Closing mid-point	Change on day	Bid/offer spread	Day's Mid high	low	One month Rate	%PA	Three months Rate	%PA	One year Rate	%PA	Bank of Eng. Index
Europe													
Austria	(Sch)	17.885	-0.02	670 - 700	17.75	17.69	17.8824	-0.5	17.7125	-0.8	-	-	114.7
Belgium	(BFr)	53.3	-0.35	250 - 350	53.75	53.25	53.385	-2.1	53.465	-1.4	53.825	-1.2	111.8
Denmark	(DKr)	9.965	-0.04	960 - 970	10.0215	9.9600	9.987	-2.6	10.0275	-2.5	10.1135	-1.5	114.6
Finland	(FM)	8.5215	-0.0405	507 - 536	8.5530	8.5065	-	-	-	-	-	-	79.3
France	(FFr)	8.75	-0.0275	725 - 735	8.7725	8.7250	8.7376	-1.1	8.7552	-1.2	8.7642	-0.4	106.8
Germany	(DM)	2.5126	-0.0125	510 - 516	2.5330	2.5135	2.5144	-0.9	2.5169	-0.7	2.5212	-0.8	124.5
Greece	(Dr)	359.88	-1.5975	915 - 045	361.810	358.318	-	-	-	-	-	-	-
Ireland	(I£)	1.046	-0.006	046 - 048	1.0560	1.0475	1.0488	-0.8	1.0497	-0.8	1.0525	-0.4	101.9
Italy	(L)	2481.5	+10	000 - 000	2493.10	2469.15	2487.75	-3.0	2501.8	-3.2	2552	-2.6	78.5
Luxembourg	(LFr)	53.3	-0.35	250 - 350	53.75	53.25	53.395	-2.1	53.465	-1.4	53.825	-1.2	111.8
Netherlands	(Fl)	2.8175	-0.015	813 - 822	2.8125	2.8360	2.818	-0.2	2.82	-0.4	2.8141	6.1	119.5
Norway	(NKr)	10.9326	-0.0225	927 - 938	10.9990	10.9275	10.9295	1.0	10.9192	0.5	10.9291	0.0	85.8
Portugal	(Es)	256.25	+0.25	750 - 750	257.45	255.65	257.705	-6.8	259.775	-5.5	-	-	-
Spain	(Pta)	202.8	-0.1	650 - 950	203.55	202.55	203.4	-3.6	204.835	-3.6	209.355	-3.2	87.1
Sweden	(SKr)	12.2675	-0.01	262 - 273	12.3260	12.2100	12.2865	-1.9	12.816	-1.8	12.4145	-1.2	73.5
Switzerland	(SFr)	2.2025	-0.018	197 - 207	2.2195	2.1975	2.2005	1.1	2.1972	1.0	2.1745	1.3	114.8
UK	(£)	1	-	000 - 000	-	-	-	-	-	-	-	-	81.0
Ecu	-	1.3105	-0.0095	309 - 311	1.3180	1.3095	1.3117	-1.1	1.3144	-1.2	1.3189	-0.8	-
SDR	-	0.9393	+0.0001	-	-	-	-	-	-	-	-	-	-
Americas													
Argentina	(Peso)	1.471	+0.0012	470 - 472	1.4750	1.4675	-	-	-	-	-	-	-
Brazil	(Cr)	317.6875	+5.0195	650 - 685	312.000	319.000	-	-	-	-	-	-	-
Canada	(C$)	1.9615	+0.009	961 - 962	1.9630	1.9480	1.9589	1.8	1.9555	1.2	1.9513	0.5	91.2
Mexico	(New Peso)	4.5745	-0.0183	567 - 582	4.5820	4.5598	-	-	-	-	-	-	-
USA	($)	1.4745	+0.0025	474 - 475	1.4775	1.4700	1.4712	2.7	1.467	2.0	1.4526	1.5	68.9
Pacific/Middle East/Africa													
Australia	(A$)	2.2273	-0.0037	227 - 228	2.2395	2.2225	2.2263	1.0	2.2258	0.8	2.2222	0.4	-
Hong Kong	(HK$)	11.3858	+0.0078	385 - 387	11.4165	11.3615	11.3916	-2.4	11.3588	1.9	11.2552	1.4	-
India	(Rs)	46.3	+0.075	250 - 350	46.35	46.10	-	-	-	-	-	-	-
Japan	(Y)	159.5	+1.25	000 - 000	160.00	159.00	157.816	3.3	156.995	3.2	153.275	3.1	161.3
Malaysia	(M$)	3.7586	-0.0007	758 - 760	3.7576	3.7525	-	-	-	-	-	-	-
New Zealand	(NZ$)	2.6898	+0.0048	688 - 691	2.6960	2.6835	2.693	0.0	2.6823	6.1	2.6694	-0.2	-
Philippines	(Peso)	42.05	-	000 - 100	42.10	42.00	-	-	-	-	-	-	-
Saudi Arabia	(SR)	5.526	+0.002	525 - 527	5.5405	5.5150	-	-	-	-	-	-	-
Singapore	(S$)	2.3548	+0.0013	354 - 355	2.3616	2.3530	-	-	-	-	-	-	-
S Africa (Com.)	(R)	4.9545	-0.0072	953 - 956	4.9710	4.9525	-	-	-	-	-	-	-
S Africa (Fin.)	(R)	6.388	+0.0525	380 - 396	6.3955	6.3330	-	-	-	-	-	-	-
South Korea	(Won)	1188.85	+1.76	650 - 150	1191.75	1186.80	-	-	-	-	-	-	-
Taiwan	(T$)	39.625	-0.05	550 - 700	39.70	39.55	-	-	-	-	-	-	-
Thailand	(Bt)	37.4	+0.025	350 - 450	37.45	37.35	-	-	-	-	-	-	-

Bid/offer spreads in the Pound Spot table show only the last three decimal places. Forward rates are not directly quoted to the market but are implied by current interest rates. Sterling index calculated by the Bank of England. Base average 1985 = 100

DOLLAR SPOT FORWARD AGAINST THE DOLLAR

Nov 22		Closing mid-point	Change on day	Bid/offer spread	Day's mid high	low	One month Rate	%PA	Three months Rate	%PA	One year Rate	%PA	Morgan G'ty chges %
Europe													
Austria	(Sch)	11.9905	-0.0495	988 - 993	12.0800	11.9830	12.0217	-3.1	12.0687	-2.5	12.1677	-1.6	+16.52
Belgium	(BFr)	36.16	-0.3	100 - 200	36.50	36.10	36.3	-5.0	36.525	-4.1	37.125	-2.7	-1.42
Denmark	(DKr)	6.7575	-0.04	755 - 780	6.8105	6.7550	6.787	-5.2	6.836	-4.5	6.9565	-3.0	+9.05
Finland	(FM)	5.7833	-0.0312	773 - 793	5.8105	5.7795	5.8068	-4.9	5.8308	-3.3	5.9033	-2.1	-
France	(FFr)	5.92	-0.03	918 - 923	5.9575	5.9195	5.9332	-3.7	5.9662	-3.3	6.0335	-1.9	-6.86
Germany	(D)	1.7035	-0.0115	703 - 704	1.7180	1.7040	1.7064	-3.5	1.7152	-2.7	1.7305	-1.8	+32.02
Greece	(Dr)	244.1	-1.25	850 - 350	245.35	244.10	248.25	-20.4	258.35	-20.1	291.1	-19.3	-
Ireland	(I£)	1.4045	+0.0055	404 - 405	1.4075	1.3960	1.4008	3.2	1.3947	2.8	1.377	2.0	-
Italy	(L)	1683	+4	750 - 250	1694.25	1681.00	1691.25	-5.9	1706.85	-5.7	1758.65	-4.5	-37.04
Luxembourg	(LFr)	36.16	-0.3	100 - 200	36.50	36.10	36.3	-5.0	36.525	-4.1	37.125	-2.7	-1.42
Netherlands	(Fl)	1.911	-0.0125	911 - 911	1.9260	1.9116	1.9154	-2.8	1.9224	-2.4	1.9384	-1.4	+21.63
Norway	(NKr)	7.415	-0.0275	412 - 418	7.4530	7.4125	7.4252	-1.7	7.444	-1.6	7.508	-1.2	-17.83
Portugal	(Es)	173.9	-0.1	800 - 000	174.90	173.75	175.265	-8.4	177.395	-8.0	185.2	-6.5	-
Spain	(Pta)	137.7	-0.1	650 - 750	138.25	137.60	138.46	-6.6	139.65	-5.7	144.225	-4.7	-33.40
Sweden	(SKr)	8.32	-0.03	318 - 323	8.3610	8.2865	8.3512	-4.6	8.398	-3.8	8.548	-2.7	-38.39
Switzerland	(SFr)	1.493	-0.014	492 - 493	1.5075	1.4930	1.4948	-1.5	1.4971	-1.1	1.496	-0.2	+23.38
UK	(£)	1.4745	+0.0025	474 - 475	1.4775	1.4700	1.4712	2.7	1.467	2.0	1.4526	1.5	-28.51
Ecu	-	1.123	+0.003	122 - 123	1.1245	1.1186	1.1195	3.8	1.1136	3.3	1.0992	2.1	-
SDR	-	1.3859	+0.0005	-	-	-	-	-	-	-	-	-	-
Americas													
Argentina	(Peso)	0.998	-	998 - 998	0.9975	0.9985	-	-	-	-	-	-	-
Brazil	(Cr)	215.5975	+3.2715	585 - 600	215.600	215.550	-	-	-	-	-	-	-
Canada	(C$)	1.3285	-0.002	328 - 330	1.3300	1.3240	1.3264	1.0	1.3268	0.8	1.3165	1.0	-10.92
Mexico	(New Peso)	3.1045	-0.0145	099 - 109	3.1025	3.0985	3.1062	-0.7	3.1108	-0.7	3.1245	-0.6	-
USA	($)	1	-	000 - 000	-	-	-	-	-	-	-	-	-10.00
Pacific/Middle East/Africa													
Australia	(A$)	1.5115	-0.0038	511 - 512	1.5225	1.5060	1.5104	0.9	1.5068	1.2	1.4969	0.8	-47.34
Hong Kong	(HK$)	7.727	-	727 - 727	7.7275	7.7265	7.7264	-0.2	7.7288	-0.1	7.738	-0.1	-
India	(Rs)	31.37	+0.0025	368 - 372	31.3725	31.3625	31.455	-3.3	31.845	-3.5	-	-	-
Japan	(Y)	108.25	-0.05	200 - 300	108.70	108.10	108.195	0.6	107.92	1.2	106.416	1.7	+122.06
Malaysia	(M$)	2.561	-0.002	560 - 562	2.5505	2.5545	2.5577	-3.2	2.5702	-3.0	2.6197	-2.7	-
New Zealand	(NZ$)	1.825	+0.0015	824 - 826	1.8265	1.8235	1.8242	0.6	1.8217	0.7	1.8144	0.6	-
Philippines	(Peso)	28.55	-	500 - 600	28.90	28.40	-	-	-	-	-	-	-
Saudi Arabia	(SR)	3.751	-0.001	750 - 751	3.7515	3.7505	3.752	-3.5	3.7705	-2.1	3.779	-0.7	-
Singapore	(S$)	1.596	-0.0005	597 - 599	1.6000	1.5965	1.5988	1.7	1.596	0.8	1.593	0.3	-
S Africa (Com.)	(R)	3.3623	-0.0072	362 - 363	3.3695	3.3630	3.3798	-3.2	3.4088	-5.5	3.5278	-4.9	-
S Africa (Fin.)	(R)	4.335	+0.0325	330 - 340	4.3450	4.3050	4.3655	-8.4	4.427	-8.5	-	-	-
South Korea	(Won)	808.8	+0.65	800 - 000	808.90	808.40	809.8	-4.5	813.3	-3.2	831.8	-3.1	-
Taiwan	(T$)	26.9	-	850 - 950	26.95	26.85	26.956	-2.9	27.105	-3.0	-	-	-
Thailand	(Bt)	25.4	-	350 - 450	25.45	25.35	25.41	-0.5	25.4375	-0.6	25.7	-1.2	-

Bid/offer spreads in the Dollar Spot table show only the last three decimal places. Forward rates are not directly quoted to the market but are implied by current interest rates. Morgan Guaranty Changes shown for July 1. Base average 1980/82=100

MONEY MARKET FUNDS

Money Market Trust Funds

	Gross	Net	Gross CAR	Int Cr
CAF Money Management Co Ltd 48 Pembury Road, Tonbridge TN9 2JD 0732 770114				
Gilt-edged Deposit Fund	5.51	-	5.73	3-Mth
Deposits Over £1 million	5.71	-	5.90	3-Mth
Deposits Over £2 million	5.81	-	5.94	3-Mth
The CCIF Charities Deposit Account 2 Fore Street, London EC2Y 5AQ 071-588 1815				
Deposit	5.60	-	5.61	3-Mth
Cent. Bd. of Fin. of Church of England 2 Fore Street, London EC2Y 5AQ 071-588 1815				
Deposit	5.60	-	5.67	3-Mth
Gartmore Money Management Ltd 16-18 Monument St, London EC3R 8QQ 071-236 1425				
TIGER Bank				
Call Fund	5.75	4.31	5.84	6-Mth
7-Day Fund	5.65	4.16	5.66	6-Mth
Special Fund	5.77	4.32	5.92	1-Mth
Dollar	1.36	1.38	1.87	3-Mth
TESSA Prime	5.01	-	5.16	6-Mth

Money Market Bank Accounts

	Gross	Net	Gross CAR	Int Cr
AIB Bank High Interest Cheque Account Uxbridge UB8 1SA 0800 282115				
£2,500-49,999	2.27	1.70	2.29	Qtr
£50,000+	3.76	2.81	3.79	Qtr
Alliance Home Bank plc 39 City Road, London EC1Y 2AY 071-588 0078				
Treasury Account - for professional advisers				
£25,000-£49,999	5.50	4.125	5.61	Mth
£50,000 or more	5.75	4.3125	5.90	Mth
Money Inv Acc - for personal and business clients				
Up to £9,999	4.00	3.00	4.07	Mth
£10,000 - £24,999	4.75	3.5625	4.85	Mth
£25,000 - £49,999	5.25	3.9375	5.38	Mth
£50,000 or more	5.50	4.125	5.64	Mth
Money Market quotations - please telephone				
Allied Trust Bank Ltd 97-101 Cannon St, London EC4N 5AD 071-626 0879				
FOMHA (£2,001+)	7.07	5.30	7.07	Yearly
TRAMHA (£2,001+)	6.17	4.63	6.17	Yearly
CUMHA (£2,001+)	6.88	4.47	6.88	Yearly
GMHA (£2,001+)	6.84	4.58	6.84	Yearly
HICA (£2,501+)	5.00	3.75	5.12	Mth
HICA (£2,001+)	5.50	4.13	5.64	Mth
Premier TESSA	7.56	5.67	7.56	Yearly
American Express Bank Ltd Sussex House, Burgess Hill RH15 9AQ 0444 239444				
High Performance Cheque Account				
£500-£999.99	2.00	1.50	2.02	Mth
£1,000-£4,999.99	4.00	3.00	4.07	Mth
£5,000-£9,999.99	4.75	3.56	4.85	Mth
£10,000-£24,999.99	5.00	3.75	5.12	Mth
£25,000-£49,999.99	5.25	3.94	5.38	Mth
£50,000+	5.75	4.31	5.90	Mth
Bank of Ireland High Interest Cheque Acc 36-40 High St, Slough SL1 1EL 0753 516516				
£10,000 +	4.25	3.188	4.318	Qtr
£2,000-£9,999	4.00	3.000	4.060	Qtr
Bank of Scotland 38 Threadneedle St, EC2P 2EH 071-601 6446				
MI Ch Acc £2,500-£24,999	4.35	3.26	4.44	Mth
£25,000-£249,999	4.65	3.49	4.75	Mth
£250,000+	5.75	4.31	5.90	Mth
Barclays Select PO Box 120, Westwood Bs Pk, Coventry 0800 400100				
£2,000-£9,999	4.30	3.23	4.30	Yearly
£10,000-£24,999	5.20	3.90	5.20	Yearly
£25,000-£49,999	5.50	4.13	5.50	Yearly
£50,000-£99,999	6.00	4.50	6.00	Yearly
£100,000+	6.50	4.88	6.50	Yearly
Barclays Prime Account H.I.C.A. PO Box 125, Northampton 0604 252891				
£1,000-£2,499	2.20	1.65	2.22	Qtr
£2,500-£9,999	2.50	1.88	2.52	Qtr
£10,000-£24,999	3.00	2.25	3.03	Qtr
£25,000+	3.50	2.63	3.75	Qtr
Brown Shipley & Co Ltd Founders Court, Lothbury, London EC2 071-606 9833				
HICA	5.00	3.75	5.112	Qtr
Prof Demand A/c	4.835	3.626	4.895	Qtr
Caledonian Bank Plc 8 St Andrew Square, Edinburgh EH2 2PP 031 556 8235				
HICA	5.5	4.125	-	Yearly
Cater Allen Ltd 20 Birchin Lane, London EC3V 9DJ 071-623 2070				
HICA	4.50	3.38	4.60	Mth
Deposit £5,000 rate	5.00	3.75	5.17	Mth
Overnight	5.625	-	5.2836	Mth
Charterhouse Bank Limited 1 Paternoster Row, EC4M 7DH 071-248 4000				
£2,500-£19,999	4.25	3.19	4.33	Mth
£20,000-£49,999	4.50	3.38	4.60	Mth
£50,000-£99,999	4.75	3.56	4.85	Mth
£100,000+	5.00	3.75	5.12	Mth
£500,000-£999,999	1.50	1.13	1.51	Mth
£50,000-£99,999	2.00	1.50	2.02	Mth
£100,000-£199,999	2.25	1.69	2.27	Mth
£200,000+	2.50	1.88	2.53	Mth
Many other currencies are available - for rates please phone ext 2162				
Clydesdale Bank Flexible Solution Acc 30 St Vincent Place, Glasgow G1 2HL 041-248 7070				
£10,000-£29,999	4.20	3.15	4.27	Qtr
£30,000-£99,999	4.22	3.17	4.29	Qtr
£100,000-£199,999	4.27	3.20	4.34	Qtr
The Co-operative Bank PO Box 300, Skelmersdale, Lancs 0695 262000				
TESSA	8.00	-	-	Yearly
Pathfinder - Card Based Current Account				
All Balances	5.84	4.38	6.00	Mth
Investment III - III Day Notice Savings				
£50,000+	6.00	4.50	6.09	6-Mth
£25,000-£49,999	5.25	3.94	5.32	6-Mth
£10,000-£24,999	4.75	3.56	4.81	6-Mth
£5,000-£9,999	3.75	2.81	3.79	6-Mth
Top Tier - Instant Access Savings				
£50,000+	4.50	3.38	4.56	6-Mth
£10,000-£49,999	4.00	3.00	4.04	6-Mth
£5,000-£9,999	3.00	2.25	3.02	6-Mth
The Co-operative Bank - Contd.				
Business Deposit - Instant Access				
£250,000+	5.21	3.91	5.28	6-Mth
£50,000-£249,999	5.06	3.80	5.14	6-Mth
£10,000-£49,999	3.50	2.63	3.53	6-Mth
£500-£9,999	3.00	2.25	3.02	6-Mth
30-60 day notice available Tel 061-829 5525				
Coutts & Co 440 Strand, London WC2R 0QS 071-753 1000				
Coutts Corporate Account for clients money				
15 Lombard Street, London EC3V 9AU 071-623 1010				
Rates negotiable up to	5.125	-	-	-
Dao Heng Bank (London) PLC Premier Acc 10 Angel Court, London EC2R 7HP 071-600 1616				
£50,000+	6.25	4.69	6.40	Qtr
£10,001-£20,000	5.50	4.13	5.61	Qtr
£5,000-£10,000	5.00	3.75	5.08	Qtr
Savings Account	4.00	3.00	4.06	Qtr
Dunbar & Co Ltd/Dunbar Bank Plc - Dunbar 500 Acc 8 St John St, Manchester M3 4DS 061-832 8474				
£10,000+ 6Mths	8.00	6.00	-	6-Mth
£10,000+ 1 Year	8.00	6.00	-	Yearly
£5,000 + Fixed Rate til 2 Yrs	9.00	6.75	-	-
Fidelity Money Market Account Fidelity Brokerage Services Ltd, Oakhill House, Hildenborough, Kent TN11 9DZ				
£1-£49,999	4.50	3.375	4.58	Qtr
£50,000-£249,999	5.00	3.75	5.09	Qtr
£250,000-£499,999	5.625	4.219	5.74	Qtr
£500,000+ Money Market Rates on request				
Gartmore Money Management Ltd 16-18 Monument St London EC3R 8QQ 071-236 1425				
HICA £10,000 +	4.50	3.375	4.58	3-Mth
Halifax Bldg Soc Asset Reserve Cheque Acc Trinity Road, Halifax HX1 2RG 0422 335333				
Rates for personal customers				
£50,000 and above	6.10	4.58	6.24	Qtr
£25,000 to £49,999	5.75	4.31	5.88	Qtr
£10,000 to £24,999	5.40	4.05	5.51	Qtr
£2,500 to £9,999	4.75	3.56	4.84	Qtr
Rates for non-personal customers				
£50,000 and above	5.60	4.20	5.72	Qtr
£25,000 to £49,999	5.25	3.94	5.35	Qtr
£10,000 to £24,999	5.00	3.75	5.09	Qtr
£2,500 to £9,999	4.50	3.38	4.58	Qtr
Julian Hodge Bank Ltd 10 Windsor Place Cardiff CF1 3BX 0222 220800				
6 Mth Fixed Rate Deposit Acc	6.50	4.88	6.61	-
3 Mth Fixed Rate Deposit Acc	6.50	4.88	6.66	-
1 Mth Fixed Rate Deposit Acc	6.50	4.88	6.70	-
Northern Clyde Finance Group 6 Bartley Way, Hook, Basingstoke 0256 760000				
£50,000+	6.00	4.50	6.14	Qtr
Leopold Joseph & Sons Limited 29 Gresham Street, London EC2V 7EA 071-588 2323				
Treasury High Interest Cheque Account				
£25,001-£100,000	5.50	3.9375	5.3544	Qtr
£100,001 plus	5.50	4.1250	5.6145	Qtr
Kleinwort Benson Ltd 10 Fenchurch St, London EC3M 3LB 071-287 1586				
H.I.C.A. (£2,500+)	5.50	4.125	5.637	Daily
Kleinwort Benson Private Bank (a division of Kleinwort Benson Investment Management Ltd) 071-287 1586				
H.I.C.A. (£2,500+)	5.50	4.125	5.637	Daily
Lloyds Bank - Investment Account 71 Lombard St, London EC3P 3BS 0272 433372				
£100,000 and above	5.50	4.25	5.60	Yearly
£50,000+	5.40	4.05	5.40	Yearly
£25,000+	5.20	3.90	5.20	Yearly
£10,000+	5.00	3.75	5.00	Yearly
Midland Bank plc PO Box 2, Sheffield 0742 529394				
Exchequer Acc £500+	4.25	3.18	4.25	Yearly
£10,000+	5.00	3.75	5.00	Yearly
£25,000+	5.50	4.12	5.50	Yearly
£50,000+	6.50	4.87	6.50	Yearly
TESSA	8.75	-	8.75	Yearly
Nationwide Bldg Soc - BusinessInvestor Business High Interest Cheque Account Pipers Way, Swindon 0800 302010				
£2,000-£4,999	3.80	2.85	3.85	Qtr
£5,000-£9,999	4.30	3.23	4.37	Qtr
£10,000-£24,999	4.80	3.60	4.89	Qtr
£25,000-£49,999	5.30	3.98	5.41	Qtr
£50,000+	5.80	4.35	5.93	Qtr
Portman Bldg Soc Prestige Cheque Account Richmond Hill, Bournemouth, BH2 6EP 0800 658863				
£50,000+	6.00	4.50	6.00	Yearly
£30,000-£49,999	5.50	4.13	5.50	Yearly
£20,000-£29,999	5.00	3.75	5.00	Yearly
£10,000-£19,999	4.00	3.00	4.00	Yearly
£2,500-£9,999	3.00	2.25	3.00	Yearly
Royal Bank of Scotland plc Premium Acc 42 St Andrew Sq, Edinburgh EH2 2YE 031-523 8302				
£50,000+	5.00	3.75	5.00	Qtr
£25,000 - £49,999	4.50	3.45	4.56	Qtr
£10,000 - £24,999	4.00	3.00	4.05	Qtr
£5,000 - £9,999	2.50	1.88	2.52	Qtr
£2,000 - £4,999	2.00	1.50	2.02	Qtr
Save & Prosper/Robert Fleming 16-22 Western Rd, Romford RM1 3LB 0800 282101				
Cheque Account	4.50	3.38	4.65	Daily
TESSA Fixed 1 Year	4.29	-	4.350	Mth
TESSA Variable	6.37	-	6.50	Mth
Tyndall Bank plc 29-33 Princess Victoria St, Bristol 0272 744720				
Instant Access £5,000-£9,999	4.375	3.281	4.447	Qtr
Instant Access £10,000-£49,999	4.50	3.375	4.577	Qtr
HIMA £50K-£99,999	4.625	3.469	4.706	Qtr
HIMA £100,000+	4.750	3.563	4.835	Qtr
TESSA	5.18	-	5.25	Qtr
UCB Trust Limited 1 Great Cumberland Pl, London W1H 7AL 071-258 0094				
£10,000-90 day notice	7.25	5.81	7.98	3-Mth
£10,000-180 day notice	8.50	4.88	6.60	6-Mth
£25,000 - 1 Year	8.25	6.19	-	Yearly
United Dominions Trust Ltd PO Box 135, Abbey St, Reading RG1 3BB				
Capital Plus Cheque Account				
£1,000+	5.25	3.94	5.35	Qtr
J. Henry Schroder Wagg & Co Ltd 120 Cheapside, London EC2V 6DS 071-382 6000				
Special Acc.	5.625	4.250	5.740	Mth
£10,000 and above	5.875	4.418	6.000	Mth
Western Trust High Interest Cheque Acc The Moneycentre, Plymouth PL1 1SE 0752 224141				
£15,000+	5.50	4.13	5.67	Qtr
£5,000-£14,999	5.25	3.94	5.25	Qtr
£1,000-£4,999	5.00	3.75	5.09	Qtr
Wimbledon & South West Finance PLC 114 Newgate St, London EC1 7RE 071-606 9485				
High Int Cheque Acc	5.50	4.13	5.61	Qtr

NOTES - Gross: Contractual rate of interest payable, not taking account of the deduction of basic rate income tax. Net: Rates of interest payable after allowing for deduction of basic rate income tax. Gross CAR: Gross rate annualised to take account of compounding of interest paid other than once a year. 'Compounded Annual Rate'. Int Cr: Frequency at which interest is credited to the account.

CROSS RATES AND DERIVATIVES

EXCHANGE CROSS RATES

Nov 22		BFr	DKr	FFr	DM	I£	L	Fl	NKr	Es	Pta	SKr	SFr	£	C$	$	Y	Ecu
Belgium	(BFr)	100	18.70	16.38	4.715	1.966	4657	5.267	20.61	480.9	380.5	23.02	4.131	1.876	3.681	2.767	298.8	2.458
Denmark	(DKr)	53.49	10	8.761	2.522	1.052	2491	2.828	10.97	257.2	203.5	12.31	2.210	1.004	1.969	1.480	160.4	1.315
France	(FFr)	61.05	11.41	10	2.879	1.200	2843	3.228	12.52	293.6	232.3	14.05	2.522	1.145	2.247	1.690	183.0	1.501
Germany	(DM)	21.21	3.965	3.474	1	0.417	987.7	1.121	4.351	102.0	80.70	4.882	0.876	0.398	0.781	0.587	63.59	0.521
Ireland	(I£)	50.86	9.509	8.330	2.398	1	2368	2.689	10.43	244.6	193.5	11.71	2.101	0.954	1.872	1.407	152.5	1.250
Italy	(L)	2.147	0.401	0.352	0.101	0.042	100.	0.114	0.440	10.33	8.171	0.494	0.089	0.040	0.079	0.059	6.436	0.053
Netherlands	(Fl)	18.91	3.536	3.098	0.892	0.372	880.8	1	3.880	90.96	71.97	4.353	0.781	0.355	0.696	0.523	56.71	0.465
Norway	(NKr)	48.75	9.115	7.985	2.298	0.959	2270	2.578	10	234.4	185.5	11.22	2.014	0.915	1.795	1.349	146.2	1.198
Portugal	(Es)	20.80	3.888	3.406	0.980	0.409	968.4	1.099	4.266	100.	79.13	4.787	0.859	0.390	0.766	0.575	62.35	0.511
Spain	(Pta)	26.28	4.914	4.305	1.239	0.517	1224	1.390	5.391	126.4	100.	6.049	1.086	0.493	0.967	0.727	78.80	0.646
Sweden	(SKr)	43.45	8.123	7.116	2.048	0.854	2023	2.297	8.912	208.9	165.3	10	1.795	0.815	1.599	1.202	130.3	1.068
Switzerland	(SFr)	24.21	4.525	3.965	1.141	0.476	1127	1.280	4.965	116.4	92.10	5.571	1	0.454	0.891	0.670	72.57	0.595
UK	(£)	53.30		8.730	2.518	1.048	2482	2.816	10.93	256.3	202.8	12.27	2.202	1	1.962	1.475	159.8	1.310
Canada	(C$)	27.17	5.079	4.450	1.281	0.534	1265	1.436	6.572	130.6	103.4	6.253	1.122	0.510	1	6.752	81.45	0.668
US	($)	36.14	6.755	5.916	1.704	0.711	1683	1.911	7.412	173.8	137.5	8.317	1.493	0.678	1.330	1	108.3	0.886
Japan	(Y)	333.5	62.36	54.63	15.73	6.558	15532	17.63	68.42	1604	1269	76.77	13.76	6.258	12.28	8.230	1000.	8.196
Ecu		40.68	7.607	6.664	1.918	0.800	1895	2.151	8.346	195.6	154.8	9.365	1.681	0.763	1.498	1.126	122.0	1

Yen per 1,000; Danish Kroner, French Franc, Norwegian Kroner and Swedish Kronor per 10; Belgian Franc, Escudo, Lira and Peseta per 100.

■ D-MARK FUTURES (IMM) DM 125,000 per DM

	Open	Latest	Change	High	Low	Est. vol	Open Int.
Dec	0.5819	0.5846	+0.0031	0.5849	0.5814	51,943	136,456
Mar	0.5810	0.5808	+0.0031	0.5812	0.5803	1,141	7,016
Jun	-	0.5780	-	0.5780		5	331
Sep	-	0.5732	-0.0012			1	6

■ SWISS FRANC FUTURES (IMM) SFr 125,000 per SFr

	Open	Latest	Change	High	Low	Est. vol	Open Int.
Dec	0.6637	0.6675	+0.0040	0.6680	0.6631	18,107	63,116
Mar	0.6655	0.6659	+0.0038	0.6665	0.6650	151	1,559
Jun	0.6650	0.6650	+0.0033	0.6650	0.6650	2	24
Sep	-	0.6616	-0.0003	-	-	1	24

■ JAPANESE YEN FUTURES (IMM) Yen 12.5 per Yen 100

	Open	Latest	Change	High	Low	Est. vol	Open Int.
Dec	0.9222	0.9228	+0.0026	0.9250	0.9203	46,849	70,395
Mar	0.9240	0.9260	+0.0027	0.9278	0.9240	1,459	6,363
Jun	0.9305	0.9305	-0.0038	0.9305	0.9305	1	253
Sep	-	0.9312	-0.0113	-	-	14	39

■ STERLING FUTURES (IMM) $62,500 per £

	Open	Latest	Change	High	Low	Est. vol	Open Int.
Dec	1.4702	1.4732	+0.0040	1.4748	1.4690	12,415	33,816
Mar	1.4660	1.4658	+0.0032	1.4680	1.4650	329	2,118
Jun	1.4640	1.4610	+0.0070	1.4640	1.4610	102	242

EMS EUROPEAN CURRENCY UNIT RATES

Nov 22	Ecu cen. rates	Rate against Ecu	Change on day	% +/- from cen. rate	% spread v weakest	Div. ind.
Netherlands	2.19672	2.15316	-0.00353	-1.98	4.47	-
Germany	1.94964	1.91916	-0.00372	-1.56	4.03	-
Ireland	0.808628	0.799911	-0.001257	-1.08	3.52	7
Spain	154.250	154.814	+0.086	0.37	2.03	-3
Portugal	192.854	195.523	+0.486	1.38	1.00	-9
Belgium	40.2123	40.5389	+0.0158	1.56	0.83	-11
France	6.53883	6.66899	+0.00237	1.99	0.40	-17
Denmark	7.43679	7.61536	-0.00709	2.40	0.00	-18
NON EMS MEMBERS						
Greece	264.513	274.816	-0.243	3.90	-1.44	-
Italy	1793.16	1896.12	+13.6	5.74	-3.16	-
UK	0.786749	0.761229	-0.000717	-3.24	5.83	-

Ecu central rates set by the European Commission. Currencies are in descending relative strength. Percentage changes are for Ecu; a positive change denotes a weak currency. Divergence shows the ratio between two spreads: the percentage difference between the actual market and Ecu central rates for a currency, and the maximum permitted percentage deviation of the currency's market rate from its Ecu central rate.
(17/9/92) Sterling and Italian Lira suspended from ERM. Adjustment calculated by the Financial Times.

■ PHILADELPHIA SE £/$ OPTIONS £31,250 (cents per pound)

Strike Price	CALLS Dec	Jan	Feb	PUTS Dec	Jan	Feb
1.425	4.74	5.25	5.72	6.14	0.80	1.48
1.450	2.66	3.58	4.13	0.54	1.55	2.37
1.475	1.19	2.25	2.84	1.52	2.63	3.51
1.500	0.36	1.31	1.82	3.16	4.17	5.02
1.525	0.06	6.69	1.21	5.29	6.05	6.79
1.550	0.01	0.33	6.73	7.64	8.10	8.69

Previous day's vol., Calls 33,299 Puts 54,234. Prev. day's open int., Calls 554,201 Puts 578,185

WORLD INTEREST RATES

MONEY RATES

November 22	Over night	One month	Three mths	Six mths	One year	Lomb. inter.	Dis. rate	Repo rate
Belgium	7¾	6¼	7⅛	7	6¾	8.30	6.50	-
week ago	9⅛	8¼	6⅞	7⅜	7¼	9.40	6.00	-
France	8⅜	6⅝	6⅝	6¼	6⅛	6.45	-	7.75
week ago	6⅞	8⅜	6⅜	6¼	5⅞	6.45	-	7.75
Germany	6.35	6.30	6.10	5.76	5.40	6.75	5.75	6.25
week ago	6.45	6.30	6.35	6.15	5.65	6.75	5.75	6.36
Ireland	6¼	6⅛	6⅜	5⅞	5⅞	-	-	6.76
week ago	8¼	8⅛	6⅛	6¼	6¼	-	-	6.75
Italy	6⅜	9¼	9	8½	6½	-	8.50	9.12
week ago	6⅜	6¼	6	8¾	8½	-	6.50	8.57
Netherlands	6.09	5.94	5.81	5.54	5.29	-	5.25	-
week ago	6.16	5.94	6.00	5.84	5.55	-	5.25	-
Switzerland	4⅝	4⅝	4⅜	4¼	4¼	6.625	4.25	-
week ago	-	4⅝	4¼	4½	4¾	6.625	4.25	-
US	3	3⅛	3¼	3½	3⅝	-	3.00	-
week ago	3⅛	3⅛	3⅜	3⅜	3⅜	-	3.00	-
Japan	2⅜	2¼	2¼	2⅛	2¼	-	1.75	-
week ago	2½	2¼	2⅝	2¼	2¼	-	1.75	-
■ $ LIBOR FT London								
Interbank Fixing	-	3⅜	3½	3¼	3⅜	-	-	-
week ago	-	3¼	3½	3½	3⅝	-	-	-
US Dollar CDs	-	2.98	3.10	3.24	3.55	-	-	-
week ago	-	2.98	3.12	3.24	3.54	-	-	-
SDR Linked Ds	-	4¼	4	4⅛	3⅞	-	-	-
week ago	-	4¼	4⅛	4	3⅞	-	-	-

$ LIBOR interbank fixing rates are arithmetic means rounded to the nearest one-sixteenth, of the bid and offered rates for $10m quoted to the market by four reference banks at 11am each working day. The banks are: Bankers Trust, Bank of Tokyo, Barclays and National Westminster.
Mid rates are shown for the domestic Money Rates, US $ CDs and SDR Linked Deposits (Ds).

EURO CURRENCY INTEREST RATES

Nov 22	Short term	7 days notice	One month	Three months	Six months	One year
Belgian Franc	6 7/16 - 6 5/16	6 7/16 - 6 5/16	8⅛ - 8	7⅝ - 7½	7 1/16 - 6 15/16	6⅝ - 6½
Danish Krone	7½ - 7	6½ - 6	8¼ - 7¾	8⅛ - 7¾	7⅝ - 7¼	7⅛ - 6¾
D-Mark	6⅜ - 6¼	6 5/16 - 6 3/16	6¼ - 6⅛	6⅛ - 6	5 15/16 - 5 13/16	5⅜ - 5¼
Dutch Guilder	6 1/16 - 5 15/16	6 1/16 - 5 15/16	6 - 5⅞	5 15/16 - 5 13/16	5⅝ - 5½	5 7/16 - 5 5/16
French Franc	6 15/16 - 6 13/16	6 13/16 - 6 11/16	6 13/16 - 6 11/16	6⅝ - 6½	6¼ - 6⅛	5¾ - 5⅝
Portuguese Esc.	11¼ - 11	11⅝ - 11¼	11⅞ - 11½	11⅝ - 11⅜	11⅛ - 10⅞	10⅝ - 10⅛
Spanish Peseta	9½ - 9¼	9 7/16 - 9 3/16	9 5/16 - 9 3/16	9 1/16 - 8 15/16	8¾ - 8½	8 9/16 - 8 5/16
Sterling	6½ - 6¼	6 5/16 - 6 3/16	5⅞ - 5¾	5 13/32 - 5 11/32	5 7/16 - 5 5/16	5 7/16 - 5 5/16
Swiss Franc	4⅞ - 4⅝	4⅞ - 4⅝	4⅝ - 4½	4½ - 4⅜	4⅛ - 4⅛	4 1/16 - 3 15/16
Can. Dollar	4 1/16 - 3⅞	4 1/16 - 3 15/16	4 1/16 - 3 15/16	4¼ - 4⅛	4½ - 4⅜	4 13/16 - 4 11/16
US Dollar	3 1/16 - 2 15/16	3⅛ - 3	3 5/16 - 3 3/16	3½ - 3⅜	3 9/16 - 3 7/16	3 13/16 - 3 11/16
Italian Lira	10 - 6	9¼ - 6¾	9 - 8½	9 - 6½	8⅞ - 6⅝	6⅝ - 8⅛
Yen	2⅝ - 2½	2 15/32 - 2 13/32	2½ - 2¼	2 11/32 - 2 7/32	2 7/32 - 2 3/32	2 7/32 - 2 3/32
Asian $Sing	3½ - 2½	3½ - 2½	3½ - 2½	4 - 3	4 - 3	4¼ - 3¼

Short term rates are call for the US Dollar and Yen, others: two days' notice.

■ THREE MONTH PIBOR FUTURES (MATIF) Paris interbank offered rate

	Open	Sett price	Change	High	Low	Est. vol	Open int.
Dec	93.60	93.52	-0.11	93.62	93.51	2,074	80,192
Mar	94.40	94.29	-0.14	94.40	94.29	1,896	86,189
Jun	94.98	94.87	-0.09	94.98	94.87	419	48,804
Sep	95.16	95.14	-0.07	95.16	95.11	318	33,536

■ THREE MONTH EURODOLLAR (LIFFE)* $1m points of 100%

	Open	Sett price	Change	High	Low	Est. vol	Open int.
Dec	96.45	96.47	-	96.45	96.44	267	6592
Mar	96.36	96.37	0.01	96.37	96.36	42	4543
Jun	96.06	96.06	0.01	96.06	96.06	2	1610
Sep		95.75	-0.02			0	479

■ THREE MONTH EUROMARK FUTURES (LIFFE)* DM1m points of 100%

	Open	Sett price	Change	High	Low	Est. vol	Open int.
Dec	93.92	93.88	-0.05	93.93	93.87	28346	207709
Mar	94.61	94.55	-0.06	94.61	94.53	32591	155619
Jun	95.13	95.07	-0.06	95.13	95.08	12955	117987
Sep	95.40	95.34	-0.07	95.40	95.34	7293	95311

■ THREE MONTH EUROLIRA INT.RATE FUTURES (LIFFE) L1000m points of 100%

	Open	Sett price	Change	High	Low	Est. vol	Open Int.
Dec	91.26	90.99	-0.30	91.27	90.95	11249	40971
Mar	91.97	91.62	-0.37	91.97	91.60	6840	38617
Jun	92.40	92.08	-0.32	92.40	92.06	1108	20656
Sep	92.54	92.33	-0.31	92.54	92.34	734	17444

■ THREE MONTH EURO SWISS FRANC FUTURES (LIFFE) SFr1m points of 100%

	Open	Sett price	Change	High	Low	Est. vol	Open Int.
Dec	95.63	95.62	-0.02	95.63	95.60	2513	25971
Mar	96.12	96.10	-0.04	96.12	96.09	1891	21902
Jun	96.38	96.38	-0.01	96.38	96.36	203	6916
Sep	96.49	96.49	-0.01	96.49	96.48	201	2606

■ THREE MONTH ECU FUTURES (LIFFE) Ecu1m points of 100%

	Open	Sett price	Change	High	Low	Est. vol	Open Int.
Dec	93.37	93.29	-0.09	93.37	93.29	1735	15749
Mar	94.08	93.98	-0.11	94.08	93.97	593	10095
Jun	94.58	94.47	-0.14	94.58	94.48	195	7077
Sep	94.83	94.80	-0.11	94.83	94.78	40	3149

* LIFFE futures traded on APT

■ THREE MONTH EURODOLLAR (IMM) $1m points of 100%

	Open	Latest	Change	High	Low	Est. vol	Open Int.
Dec	96.45	96.46	-	96.48	96.44	59,936	306,750
Mar	96.36	96.37	-	96.37	95.35	100,062	384,734
Jun	96.05	96.06	-	96.06	96.03	93,384	291,603
Sep	95.73	95.75	-	95.76	96.72	65,798	213,125

■ US TREASURY BILL FUTURES (IMM) $1m per 100%

	Open	Latest	Change	High	Low	Est. vol	Open Int.
Dec	96.79	96.81	-	96.81	96.79	2,069	11,383
Mar	96.60	96.63	+0.01	96.63	96.60	3,975	20,316
Jun	-	96.38	-	-	96.36	360	3,032
Sep	-	96.07	-0.06	-	-	2	43

All Open interest figs. are for previous day

■ EUROMARK OPTIONS (LIFFE) DM1m points of 100%

Strike Price	CALLS Dec	Mar	Jun	PUTS Dec	Mar	Jun
9375	6.16	0.82	1.33	0.03	0.02	0.01
9400	0.04	0.58	1.09	6.16	0.03	6.02
9425	6.01	0.36	0.86	6.36	0.06	0.04

Est. vol. total, Calls 1058 Puts 732. Previous day's open int., Calls 244626 Puts 114864

■ EURO SWISS FRANC OPTIONS (LIFFE) SFr 1m points of 100%

Strike Price	CALLS Dec	Mar	Jun	PUTS Dec	Mar	Jun
9550	0.14	0.62	0.90	0.02	0.02	0.02
9575	0.02	0.38	0.67	0.15	0.03	0.04
9600	6.01	6.16	0.45	0.39	6.06	0.07

Est. vol. total, Calls 0 Puts 0. Previous day's open int., Calls 2676 Puts 2850

UK INTEREST RATES

LONDON MONEY RATES

Nov 22	Over-night	7 days notice	One month	Three months	Six months	One year
Interbank Sterling	7½ - 5	6⅜ - 6 1/16	5⅞ - 5¾	5 13/16 - 5 11/16	5 7/16 - 5⅜	5⅜ - 5¼
Sterling CDs	-	-	5 13/16 - 5¾	5 13/32 - 5 11/32	5 11/32 - 5 9/32	5 11/32 - 5 9/32
Treasury Bills	-	-	5 15/32 - 5 13/32	5⅛ - 5	-	-
Bank Bills	-	-	5 13/32 - 5 11/32	5 13/32 - 5 11/32	5 7/32 - 5 5/32	-
Local authority deps.	6 5/16 - 5 7/16	5⅞ - 5¾	5 13/16 - 5 11/16	5 13/16 - 5⅝	5½ - 5⅜	5½ - 5⅜
Discount market deps.	7¼ - 5¾	6 1/16 - 5 13/16	-	N/A	-	-

UK clearing bank base lending rate 6 per cent from January 26, 1993

	Up to 1 month	1-3 month	3-6 months	6-9 months	9-12 months
Certs of Tax dep. (£100,000)	2¾	5¼	5	4¾	4½

Certs of Tax dep. under £100,000 is 2¾pc. Deposits withdrawn for cash 1¼pc.
Ave. tender rate of discount 4.8636pc. ECGD fixed rate Stg. Export Finance. Make up day October 29, 1993. Agreed rate for period Nov 24, 1993 to Dec 25, 1993, Scheme II & III 7.06pc. Reference rate for period Oct 1, 1993 to Oct 29, 1993, Scheme IV & V 5.820pc. Finance House Base Rate 6pc from Nov 1, 1993

■ THREE MONTH STERLING FUTURES (LIFFE) £500,000 points of 100%

	Open	Sett price	Change	High	Low	Est. vol	Open Int.
Dec	94.51	94.56	-0.07	94.61	94.51	22307	118066
Mar	94.76	94.75	-0.04	94.77	94.73	6817	97851
Jun	94.78	94.76	-0.04	94.76	94.74	2301	78616
Sep	94.66	94.68	-0.03	94.69	94.66	1437	37659

Traded on APT. All Open interest figs. are for previous day.

■ SHORT STERLING OPTIONS (LIFFE) £500,000 points of 100%

Strike Price	CALLS Dec	Mar	Jun	PUTS Dec	Mar	Jun
9450	6.16	0.34	0.42	6.10	0.09	6.16
9475	0.06	0.19	0.27	0.25	6.16	0.26
9500	0.02	6.10	6.16	0.46	0.35	0.40

Est. vol. total, Calls 3243 Puts 4073. Previous day's open int., Calls 185678 Puts 181782

BASE LENDING RATES

	%		%		%
Adam & Company	6	Duncan Lawrie	6	●Rea Brothers	6
Allied Trust Bank	6	Exeter Bank Limited	7	* Roxburghe Bank Ltd	6
AIB Bank	6	Financial & Gen Bank	7	* (in administration)	
●Henry Ansbacher	6	●Robert Fleming & Co	6	Royal Bk of Scotland	6
Bank of Baroda	6	Girobank	6	●Smith & Williamson Secs.	6
Banco Bilbao Vizcaya	6	●Guinness Mahon	6	Standard Chartered	6
Bank of Cyprus	6	Habib Bank AG Zurich	6	TSB	6
Bank of Ireland	6	●Hambros Bank	6	●United Bk of Kuwait	6
Bank of India	6	Heritable & Gen Inv Bk.	6	Unity Trust Bank Plc	6
Bank of Scotland	6	●Hill Samuel	6	Western Trust	6
Barclays Bank	6	C. Hoare & Co	6	Whiteaway Laidlaw	6
Brit Bk of Mid East	6	Hongkong & Shanghai	6	Wimbledon & Sth West	7
●Brown Shipley	6	Julian Hodge Bank	6	Yorkshire Bank	6
CL Bank Nederland	6	●Leopold Joseph & Sons	6		
Citibank NA	6	Lloyds Bank	6		
City Merchants Bank	6	Meghraj Bank Ltd	6		
Clydesdale Bank	6	Midland Bank	6		
The Co-operative Bank	6	* Mount Banking	6		
Coutts & Co	6	* (in administration)			
Credit Lyonnais	6	NatWestminster	6		
Cyprus Popular Bank	6				

● Members of British Merchant Banking & Securities Houses Association

Guide to World Currencies

The FT Guide to World Currencies, previously published on Tuesdays, will in future be published on Mondays. In yesterday's paper, it appeared on page 25 in the UK and page 20 overseas. Readers who missed can obtain a copy by fax. To use this service, dial 0891-437 001 from your fax machine. When the FT fax service answers with an electronic tone, press the start button on your machine and hang up the handset. Calls are charged at 36p/minute cheap rate, 48p/minute at other times. The service is available in the UK only.

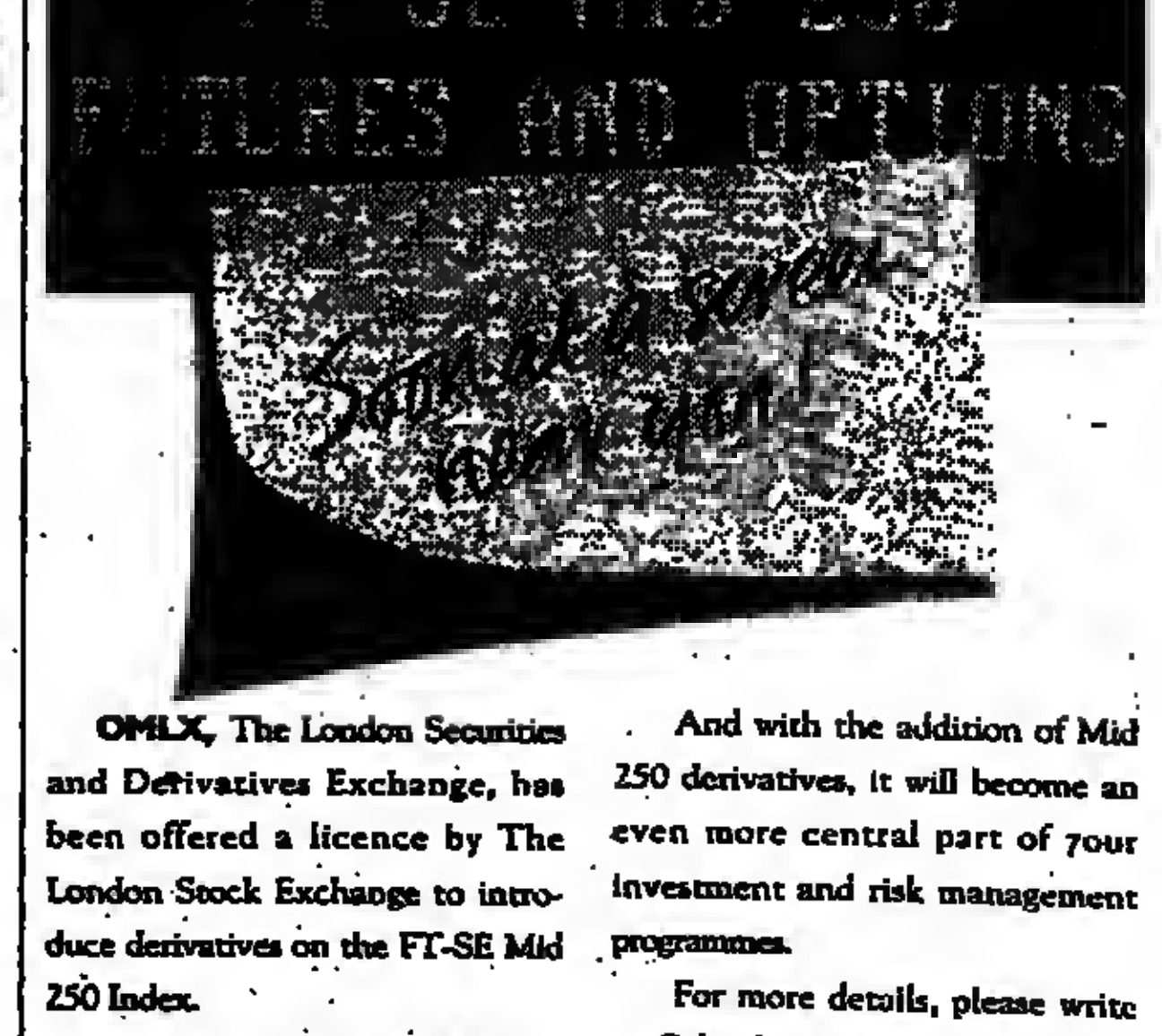

OMLX, The London Securities and Derivatives Exchange, has been offered a licence by The London Stock Exchange to introduce derivatives on the FT-SE Mid 250 Index.

The new contracts will be available shortly.

And - since it's on the OMLX exchange - members will be able to trade it through the advanced, user-friendly Click system, direct from their own dealing rooms.

Already, the OMLX exchange is part of the 4th-largest equity derivatives market in Europe, offering access to a growing range of international contracts.

And with the addition of Mid 250 derivatives, it will become an even more central part of your investment and risk management programmes.

For more details, please write to Gabriela Swiader at the OMLX exchange, 107 Cannon Street, London EC4N 5AD, or call 071 283 0678.

And put yourself in the picture.

A Recognised Investment Exchange in the United Kingdom

OMLX
THE LONDON Securities & Derivatives EXCHANGE

Daily Gold Fax - free sample
from Chart Analysis Ltd
7 Swallow St, London W1R 7HD, UK - commodity specialists for over 22 years
ask Anne Whitby
Tel: 071-734 7174
Fax: 071-439 4966

PC QUOTE 64KB HYPERFEED



WORLD STOCK MARKETS

EUROPE

AUSTRIA (Nov 22 / Sch)

BELGIUM/LUXEMBOURG (Nov 22 / Frs.)

DENMARK (Nov 22 / Kr)

FINLAND (Nov 22 / Mks)

FRANCE (Nov 22 / Frs.)

GERMANY (Nov 22 / Dm.)

ITALY (Nov 22 / Lire)

NETHERLANDS (Nov 22 / Fls.)

NORWAY (Nov 22 / Kroner)

SPAIN (Nov 22 / Pts.)

SWEDEN (Nov 22 / Kronor)

SWITZERLAND (Nov 22 / Frs.)

PACIFIC

JAPAN (Nov 22 / Yen)

HONG KONG (Nov 22 / H.K.$)

MALAYSIA (Nov 22 / MYR)

		+/-	High	Low	Yld	P/E
Boustd	4.56	-.06	5.85	2.40	1.9	...
HLCred	17¼	-⅛	19¾	6¼	0.5	...
MalBnk	18½xd	-¼	19⅞	6½	1.2	...
MalUtn	4.66	-.14	5.75	2.49	...	...
MalPurp	6	+¼	6	1½	0.2	...
PBB	2.59	-.04	2.77	1.40	1.9	...
SmeD	6	...	6¼	4⅛	3.0	...

SINGAPORE (Nov 22 / S$)

		+/-	High	Low	Yld	P/E
DBS	9¼	...	10¼	0⅞	1.6	...
FrSNv	15¼	+⅛	16	10	0.8	...
Genting	16¼	+¼	17¾	8½	1.4	...
GtFlAs	3.06	+.04	3.50	2.11	...	...
HawPar	3.42	...	3.76	2.30	3.2	...
Inchcp	5¼	...	7½	5⅛	1.8	...
Keppel	10½	+¼	10½	6⅞	1.8	...
OCBC	12½	-⅛	14¾	9½	0.8	...
OUB	6¼	...	6¼	4⅝	1.8	...
S AirF	11¼xd	-⅛	13⅛	9½	2.0	...
SPress	14¾	-⅛	15½	8⅞	2.0	...
S'pre1	3.86	-.02	5	3.80	...	...
Straits	3.40	+.04	3.64	2.88	...	...
TatLee	3.46	...	3.54	2.45	2.3	...
UOB	9¼	+⅛	9¼	5⅞	2.0	...

AUSTRALIA (Nov 22 / Aust$)

NORTH AMERICA

CANADA

TORONTO (Nov 22 / Can $)

4 pm close

MONTREAL (Nov 22 / Can $)

4 pm close

AFRICA

SOUTH AFRICA (Nov 22 / Rand)

Prices supplied by Telekurs

NOTES - Prices on this page are as quoted on the individual exchanges and are mostly last traded prices. (na) unavailable. # Dealings suspended. xd Ex dividend. xc Ex scrip issue. xr Ex rights. xa Ex all.

FT FREE ANNUAL REPORTS SERVICE
You can obtain the current annual reports of companies annotated with ♣. Ring 081 643 7181 or fax 081 770 3822, quoting FT Japan. If calling from outside UK, dial +44 81 643 7181 or fax +44 81 770 3822, quoting FT Japan). The Reports will be sent on the next working day. If faxing please remember to state FT Japan and also your post code.

■ TOKYO - MOST ACTIVE STOCKS: Monday, November 22, 1993

	Stocks Traded	Closing Prices	Change on day
Nippon Steel	5.7m	317	-12
NKK	3.1m	230	-18
Kawasaki Steel	2.8m	313	-7
Fujitsu	2.7m	776	-20
Mitsubishi Hvy	2.7m	629	-15
Hitachi	2.6m	790	-12
S'tomo Mt Min	2.2m	801	-19
Daiwa Sec	2.2m	1,220	-60
Hitachi Zosen	2.1m	499	-21
Sankyo	2.0m	2,420	-230

INDICES

	Nov 22	Nov 19	Nov 18	1993 High	1993 Low
Argentina					
General (29/12/77)	(u)	17958.4	18265.5	18957.88 22/10	17858.40 22/11
Australia					
All Ordinaries(1/1/80)	2049.3	2083.2	2108.0	2132.40 1/11	1486.00 13/1
All Mining(1/1/80)	861.8	886.2	885.1	904.58 2/8	584.70 13/1
Austria					
Credit Aktien(30/12/84)	414.27	417.48	418.49	424.58 2/11	380.28 14/1
Traded Index(2/1/91)	1069.98	1077.77	1078.44	1094.43 2/11	712.66 15/1
Belgium					
BEL20 (1/1/91)	1376.76	1405.80	1408.83	1408.83 18/11	1125.46 4/1
Brazil					
Bovespa (29/12/83)	(u)	24980.0	25126.0	27308.00 29/8	714.72 4/1
Canada					
Metals Mins(1975)	(c)	3281.55	3241.32	3281.86 19/11	2743.31 21/1
Composite (1975)	(c)	4238.20	4234.70	4302.88 12/11	3275.80 21/1
Portfolio§§ (4/1/83)	(c)	2020.86	2011.14	2027.41 11/11	1720.97 21/1
Chile					
IPGA Gen (31/12/80)	(c)	3340.3	3329.05	3340.39 22/11	2612.58 10/5
Denmark					
CopenhagenSE(3/1/83)	360.23	351.98	352.36	356.14 4/11	281.98 4/1
Finland					
HEX General(28/12/90)	1527.6	1555.9	1572.9	1607.70 3/11	843.10 22/1
France					
CAC General(31/12/81)	590.70	599.37	602.16	609.73 26/10	471.24 13/1
CAC 40(31/12/87)	2092.81	2145.23	2148.67	2231.86 22/10	1772.21 29/1
Germany					
FAZ Aktien(31/12/58)	788.18	798.94	803.81	803.81 18/11	598.92 14/1
Commerzbank(1/12/53)	2251.7	2282.80	2289.0	2300.40 3/11	1894.30 14/1
DAX (30/12/87)	2030.00	2077.37	2085.34	2085.88 2/11	1516.50 13/1
Greece					
Athens SE(31/12/80)	862.22	848.83	843.55	944.44 13/8	697.72 5/1
Hong Kong					
Hang Seng(31/7/64)	9170.64	9283.94	9395.43	9733.34 15/11	5437.80 4/1
India					
BSE Sens.(1979)	3043.5	2972.8	2934.6	3043.50 22/11	2100.67 23/4
Indonesia					
Jakarta Comp.(10/8/82)	536.46	535.11	535.25	538.48 22/11	273.31 5/1
Ireland					
ISEQ Overall(4/1/88)	1789.17	1805.30	1823.83	1849.27 3/11	1191.15 11/1
Italy					
Banca Comm Ital (1972)	526.56	544.31	546.05	632.88 30/8	448.33 6/1
MIB General (4/1/93)	1182.0	1201.0	1206.0	1369.00 30/8	982.00 11/1
Japan					
Nikkei 225 (16/5/49)	17394.84	17942.19	18166.32	21148.11 13/9	16287.45 25/1
Nikkei 300 (1/10/82)	277.58	285.20	287.82	308.84 10/11	277.58 22/11
Topix (4/1/68)	1493.83	1539.59	1551.32	1698.67 3/9	1250.95 25/1
2nd Section (4/1/68)	1955.87	1989.07	1996.86	2394.97 7/6	1951.72 28/1
Malaysia					
KLSE Comp.(4/4/86)	989.40	984.92	956.57	989.40 22/11	614.28 13/1
Mexico					
IPC (Nov 1978)	(u)	2185.86	2166.10	2185.86 19/11	1504.15 25/2
Netherland					
CBS TtlRtnGen(End 83)	401.3	408.2	418.1	419.30 4/11	295.70 4/1
CBS All Shr (End 83)	260.1	264.6	265.8	272.00 4/11	198.80 13/1
New Zealand					
Cap. 40 (1/7/86)	2073.32	2097.22	2114.42	2203.58 2/11	1485.37 21/1
Norway					
Oslo SE(Ind)(2/1/83)	1009.91	1028.10	1036.73	1036.73 18/11	669.93 27/1
Philippines					
Manila Comp (2/1/85)	2418.13	2402.90	2404.10	2457.59 5/11	1270.68 4/1
Portugal					
BTA (1977)	2580.1	2577.9	2584.2	2889.08 9/9	1808.20 14/1
Singapore					
SES All-S'pore(2/4/75)	548.65	547.85	544.50	584.35 1/11	394.10 13/1
South Africa					
JSE Gold (28/9/78)	1972.0♥	1928.0	1921.0	2088.80 30/7	773.00 5/1
JSE Ind. (28/9/78)	4884.0♥	4801.0	4855.0	4891.00 22/11	4333.00 19/4
South Korea					
KoreaCmpEx(4/1/80)**	834.58	840.36	822.83	840.36 19/11	605.83 6/3
Spain					
Madrid SE (30/12/85)	299.80	304.53	306.18	316.38 22/10	215.69 4/1
Sweden					
AffarsvardsGen (1/2/37)	1326.10	1360.4	1368.6	1436.10 4/11	879.10 28/1
Switzerland					
Swiss Bk Ind (31/12/58)	1172.27	1185.58	1184.95	1186.58 19/11	904.80 11/1
SBC General (1/4/87)	928.17	937.64	935.76	937.64 19/11	678.70 11/1
Taiwan					
WeightedPr.(30/6/66)**	4216.94	4226.32	4316.21	5013.28 7/4	3098.43 9/1
Thailand					
Bangkok SET (30/4/75)	1310.13	1368.91	1371.72	1380.84 12/11	818.84 1/6
Turkey					
Istanbul Comp.(Jan 1986)	16727.1	16531.2	16091.4	16727.10 22/11	3955.53 1/1
WORLD					
MS Capital Int (1/1/70)§	581.8*	580.6	585.4	597.10 15/10	488.80 13/1
CROSS-BORDER					
Eurotrack 100(26/10/90)	1331.12	1360.53	1367.52	1368.18 22/10	1053.02 13/1
Euro Top-100 (26/6/90)	1121.54	1145.36	1158.23	1175.45 22/10	862.73 15/1
JCapalDrgns (31/12/88)	(u)	308.15	308.39	316.71 12/11	186.82 4/1
Barings Emerg.(7/1/92)	143.93	144.70	144.54	144.70 19/11	99.81 4/2

■ CAC-40 STOCK INDEX FUTURES (MATIF)

	Open	Sett Price	Change	High	Low	Est. vol.	Open int.
Nov	2137.0	2092.0	-69.0	2138.5	2091.0	849	30,795
Dec	2148.0	2105.5	-68.5	2149.0	2105.0	32	38,814
Jan	2159.0	2116.5	-68.5	2160.0	2137.0	-	251
Mar	2160.0	2138.0	-69.0	2160.0	2160.0	-	13,872

Open interest figures for previous day.

** Sat Nov 20: Taiwan Weighted Price 4947.09; Korea Comp Ex 846.47; Base values of all indices are 100 except Australia All Ordinary and Mining - 500; Austria Traded, BEL20, HEX Gen., MIB Gen., CAC40, Euro Top-100, ISEQ Overall, Toronto Comp./Metals & Minerals and DAX - all 1,000; JSE Gold - 255.7; JSE 26 Industrials - 264.3; NYSE All Common - 50 and Standard and Poor's - 10. §§ Montreal. ♣ Toronto. (c) Closed. (u) Unavailable. ♥ Subject to official recalculation.

US INDICES

Dow Jones	Nov 19	Nov 18	Nov 17	1993 High	1993 Low	Since compilation High	Since compilation Low
Industrials	3694.01	3685.34	3704.35	3710.77 (16/11)	3241.95 (20/1)	3710.77 (16/11/93)	41.22 (2/7/32)
Home Bonds	108.81	109.01	108.93	109.77 (18/10)	103.49 (11/1)	109.77 (18/10/93)	54.99 (1/10/81)
Transport	1727.29	1733.08	1731.99	1759.98 (16/11)	1453.84 (4/1)	1759.98 (16/11/93)	12.32 (8/7/32)
Utilities	223.64	225.15	225.02	256.46 (31/8)	217.14 (8/1)	256.46 (31/8/93)	10.50 (8/4/32)

DJ Ind. Day's high 3711.05 (3721.85) Low 3640.07 (3649.57) (Theoretical♣)
Day's high 3694.01 (3704.35) Low 3657.12 (3668.02) (Actual♣)

Standard and Poors	Nov 19	Nov 18	Nov 17	1993 High	1993 Low	Since compilation High	Since compilation Low
Composite ‡	462.60	463.62	464.81	469.50 (15/10)	429.05 (8/1)	469.50 (15/10/93)	4.40 (1/6/32)
Industrials♥	537.06	537.58	538.95	540.25 (16/11)	496.48 (26/4)	540.25 (16/11/93)	3.62 (21/6/32)
Financial	42.86	43.10	43.33	48.40 (28/9)	38.89 (8/1)	48.40 (28/9/93)	8.64 (1/10/74)
NYSE Comp.	255.53	256.20	256.81	260.48 (15/10)	236.21 (8/1)	260.48 (15/10/93)	4.46 (28/4/42)
Amex Mkt Val	467.98	469.54	472.54	484.28 (2/11)	395.84 (8/1)	484.28 (2/11/93)	29.31 (9/12/72)
NASDAQ Cmp	751.56	754.34	762.36	787.42 (15/10)	645.87 (26/4)	787.42 (15/10/93)	54.87 (31/10/72)

■ RATIOS

	Nov 19	Nov 12	Nov 5	Year ago
Dow Jones Ind. Div. Yield	2.71	2.80	2.77	3.19
	Nov 17	Nov 10	Nov 3	Year ago
S & P Ind. Div. yield	2.38	2.40	2.41	2.65
S & P Ind. P/E ratio	28.88	28.69	28.61	27.72

■ STANDARD AND POORS 500 INDEX FUTURES $500 times index

	Open	Close	Change	High	Low	Est. vol.	Open int.
Dec	461.60	460.15	-1.35	461.60	458.55	60,793	189,985
Mar	-	462.60	-1.85	-	-	1,251	12,079
Jun	-	463.85	-1.85	-	-	84	1,972
Sep	-	464.75	-2.05	-	-	1	439

Open interest figures are for previous day.

■ NEW YORK ACTIVE STOCKS

Friday	Stocks traded	Close price	Change on day
Telxbds	6,928,300	22⅛	–
Merck	5,987,300	35	+⅛
Tiphook	5,174,400	2⅞	+1¼
Telefonos	3,892,400	56⅝	–
Paramount	4,515,000	76	-1
Gen Motors	3,805,800	54⅜	-⅛
Am T&T	3,210,000	56⅛	+⅛
Wal-Mart	3,005,000	29⅛	-⅛
Elsag Bail	2,895,300	19	–
Amer Barrick	2,532,700	27⅞	+¼

■ TRADING ACTIVITY

Volume (million)	Nov 19	Nov 18	Nov 17
New York SE	283.068	273.150	311.277
Amex	18.031	15.223	20.057
NASDAQ	319.113	372.059	359.613
NYSE			
Issues Traded	2,690	2,671	2,684
Rises	793	780	770
Falls	1,324	1,257	1,302
Unchanged	573	624	612
New Highs	29	36	64
New Lows	72	62	57

● Correction. * Calculated at 15.00 GMT. † Excluding bonds. ‡ Industrial, plus Utilities, Financial and Transportation. ♣ The DJ Ind. index theoretical day's highs and lows are the averages of the highest and lowest prices reached during the day by each stock; whereas the actual day's highs and lows (supplied by Telekurs) represent the highest and lowest values that the index has reached during the day. (The figures in brackets are previous day's).

Monitor the week.

The new, improved Monday FT provides a unique insight into the week's events.

The Financial Times plans to publish a Survey on

U.S. Communications

America's Communications Revolution

on Monday, February 7.

The U.S. Communications industry is currently the largest and most advanced in the world. The changes happening now will have implications for the entire world. This survey will therefore be essential reading for key decision makers in over 160 countries worldwide.

To advertise in this survey, call:

Antony Carbonari or Melanie Burton in New York on Tel: 212 752 4500 or Fax: 212 319 0704

Alicia Andrews in London on Tel: 071 873 3565 or Fax: 071 873 3062

FT Surveys

4 pm close November 22

NEW YORK STOCK EXCHANGE COMPOSITE PRICES

1993 High	1993 Low	Stock	Div	Yld %	PE	Sales 100s	High	Low	Close Quote	Chge Prev. Close
14⅝	11½	AAR	0.48	3.6	682	128	13¼	13¼	13¼	
28¾	13½	A L Labs A	0.18	1.3	32	502	14	13⅞	13⅞	-¼
67¼	54⅞	AMP	1.60	2.8	20	2637	59	57¾	58½	-¼
72¾	53½	AMR			53	5561	69⅛	67¼	68½	-⅛
3⅞	1½	ARX			12	481	3⅞	3	3⅛	-⅛
51½	29¾	ASA x	2.00	4.1	32	863	49½	48½	48⅞	-½
30¼	22⅝	Abbot	0.68	2.4	17	10995	29	28¼	28½	-½
12⅝	8¼	AbbVt Pr	0.50	4.7	5	46	10⅝	10½	10⅝	
15¾	8¼	Acclaim			20	104	12⅝	12¼	12¼	-⅛
38	35½	ACE Ltd	0.92	3.1	5	244	30	29⅝	29⅝	-⅛
12	10¼	ACM Gvt In	1.09	9.1		585	u12	11⅞	12	-⅛
10¼	9¼	ACM GvOpp	0.80	8.4		51	9⅝	9½	9½	-⅛
10½	8¼	ACM Gvt Sp	0.96	8.7		579	10	8⅞	8⅞	
11⅝	10½	ACM Gvt Se	0.96	8.3		648	u11⅝	11⅛	11⅛	-⅛
11⅞	9⅝	ACM Mun	1.08	9.3		177	u11⅞	11⅝	11⅝	-¼
9⅞	8⅝	ACM Managd	0.72	7.9		208	9¼	9¼	9¼	-⅛
12⅝	7¼	AcresOn	0.44	4.6	12	92	9⅞	9⅝	9⅝	-⅛
11⅝	8⅛	Acme Elect			38	5	8⅝	8⅝	8⅝	-⅛
27⅝	18⅝	Acordia	0.44	2.1	12	137	21¼	21	21¼	-⅛
18	10⅝	Acusn			62	290	14⅛	13⅝	13¾	-½
21½	17½	Adams Expr	0.48	2.8	8	250	18⅛	d17⅞	17⅞	-⅛
66¼	45½	Ad Micro	3.00	6.2		53	48½	47½	48½	-½
32¾	17⅝	AdvMic	3.00	16.4	8	8859	18⅝	17⅞	18¼	-¼
8⅛	6½	Advest Grp	0.19	2.3	12	46	7	6⅞	7	-⅛
24⅝	14¼	Advo Inc	0.08	0.5	74	797	15⅝	15½	15⅝	-¼
51¼	41½	Aegon ADR	1.23	2.5	10	53	49⅝	49	49¼	-¼
66¼	43½	Aetna	2.75	4.7	25	1419	59¼	58¼	59¼	+⅛
34	25¼	Affac	0.40	1.1	12	3862	26	d24¾	26	-¼
22¼	18¾	Alumnax	0.88	5.0	7	1389	17¾	17⅜	17⅝	
7¾	3⅝	Aileen Inc			6	58	5⅜	5¼	5¼	-⅛
40½	37½	AirPrC	0.92	2.1	24	1503	43⅝	43¼	43½	
33	18¼	Airbne Frt	0.30	1.0	25	2010	32	31	31¼	-¼
50⅞	18¼	Airgas Inc			42	162	44	42¾	42⅞	-¼
16	10½	Airlease	1.72	16.8	12	64	u16¼	16	16	
106½	101	AlaPwC 6.18	6.18	7.9		2	104¼	104¼	104¼	
107	102¼	Alab 6.26C	7.28	7.1		230	102⅞	102⅞	102⅞	
18	12½	Alaska Air	0.20	1.2	3	187	16⅝	16	16	-⅛
19¼	14¼	Albany Int	0.35	1.9	40	33	18⅝	19	18	-⅛
28¼	20¼	AlbCult	0.36	1.2	14	106	21½	20½	27½	+1
25¼	17	AlCuWr A	0.26	1.4	18	60	18⅝	16½	18½	+½
29¾	23⅝	Alcoa	0.38	1.5	19	5338	24⅝	24	24⅛	-⅛
27⅝	16⅝	AlcoAl x	0.90	1.4	32	9443	21½	20⅞	21⅝	+⅛
50⅝	35¼	AlcoSr	1.00	2.1	175	348	47⅞	46⅝	47	+¼
30½	12⅝	AlleBrown	0.60	2.5	5	1209	24¼	23⅝	23¾	-⅛
28⅞	18¼	AllenAl	1.00	5.5	33	302	18½	d18	18¼	-½
24¼	17	Allegh Lud	0.48	2.3	21	443	21⅝	21	21⅛	-⅛
28½	23½	AllegP	1.84	8.3	13	488	26⅛	25½	26	+¼
48	29	Allen Gp	1.75	4.0		41	43½	43½	43½	
29¼	13	Allen Con	0.10	0.9	17	2544	20½	18⅝	20⅝	-2⅛
26⅝	20¾	Allergan	0.40	1.7	14	527	23⅝	22¾	23⅝	+½
27⅝	19½	Alliance Cap	1.60	8.7	25	255	20⅝	23¼	23⅝	
10¼	8⅞	Alliance Gl	0.18	1.9		133	9⅝	9¼	9¼	-⅛
26½	18¼	Alld Irish	0.69	3.4	15	5	25¼	25¼	25¼	
74⅞	57½	AllStg	1.16	1.8	16	1891	71	70¼	71	-⅛
11⅞	8⅞	AllstMunTr	0.78	6.8		156	u11⅝	11¼	11¼	
8¾	7¼	AllstNcOp	0.83	7.3		401	8⅝	8½	8⅝	
10½	8½	AllstNtInc	0.72	7.7		130	9⅝	9⅝	9⅝	
10¼	8¼	AllstNtInc	0.68	5.9		21	10⅛	10	10⅛	
32⅝	23	Allied Crp	0.88	3.3	19	880	27	26½	26½	-⅛
7¾	3⅞	Allwaste			15	317	4½	4⅜	4⅜	-⅛
78⅝	59	Alcoa	1.60	2.2	797	4693	72¾	69¾	71½	+1½
47½	19¼	Alza Co A			32	3323	28½	27½	27⅞	-⅛
12¼	10⅞	AmSoviet	0.96	0.7		336	11¼	11	11	
8	5¾	Am Press	0.24	3.6	30	18	6⅝	6⅝	6⅝	-⅛
10⅝	6⅝	AmStd	0.08	1.1	8	2757	7⅝	7¼	7⅝	-⅛
22¼	15¼	Amcast Ind	0.48	2.4	14	110	20⅝	20¼	20⅝	
56¼	43⅞	AmcMts	0.60	1.3	29	1442	46¼	46	46⅝	-⅛
10¼	9½	Am Adj R	0.48	4.9		110	8⅞	9¼	9⅞	
30¾	14⅝	Am Barrick	0.02	0.1	341	2856	23	22⅝	22⅞	-⅛
40⅝	28⅝	AmBrnd	1.97	5.8	9	4098	34	33⅝	34¼	-⅛
21⅞	21⅝	Am Bskd M	0.80	2.9	12	11	27⅝	27⅝	27⅝	-⅛
31	21¼	Am Bus Prd	0.75	3.2	15	75	23½	23½	23¾	
8½	7⅞	Am Cap Inc x	0.77	8.9		101	8⅝	8½	8⅝	-⅛
21⅞	20	Am Can Sd	1.54	7.4	36	62	20⅝	20⅝	20¼	-⅛
24	20¼	Am Can CV	1.05	4.7	0	39	23⅝	22⅝	22¾	-⅛
59¼	46	AmCyan	1.75	3.3	401	2758	52⅝	51½	52⅝	
40¼	32	AmEnrSyst	2.40	6.7	12	2014	36⅝	36⅝	36⅝	
36⅝	30⅝	AmExpr	1.00	3.3	13	14441	30⅝	29⅝	30⅝	-⅛
28⅝	26⅝	AmFstH	1.40	5.1	10	6693	27⅝	d26⅝	27	
9⅞	8½	Am Gout In	0.77	8.5		256	9⅛	8	9	
20	18⅝	Am Hlth Pr	2.26	8.1	8	1251	25⅝	24⅞	24⅞	-⅛
28¼	17¼	Am Heritge	0.60	3.4	11	14	17½	17½	17½	-⅛
69	55½	AmHome	2.62	4.6	13	4812	63⅞	63½	63¾	
2½	2	Am Hotels	0.73	31.6	9	2	2⅜	2⅜	2⅜	
102¼	73½	AmInt	0.40	0.5	15	7681	88	85⅝	86½	-1⅞
12¼	10⅝	Am Opp Inc	1.00	8.8		391	11½	11¼	11½	
60½	37½	Am Predit	0.60	1.1	12	137	57	55⅝	55⅝	
9½	6⅞	Am Recl Es	0.50	5.7	6	157	8⅝	8¼	8¼	-⅛
2⅝	2	Am Ship Sd				0	2100	1⅞	2	
49¼	38¼	AmStor	0.80	2.0	12	756	41	40	40⅝	-⅛
65	50¼	AmTel	1.32	2.4	18	14441	56⅝	55¼	55½	-⅛
23	18½	Am Wtr Sh	1.28	5.9		2	21¼	21¼	21¼	
31½	24⅝	Am Wstr	1.00	3.4	13	41	29⅝	29½	29½	-⅛
91¼	70¼	Ameritch	3.63	4.8	14	2270	76⅝	75⅝	76⅝	-⅛
35½	30½	American Inc	1.28	3.6	14	52	36½	35¼	35¼	-⅛
17½	11	Ameriana	0.24	2.2	19	4348	11	d10⅞	10⅞	-⅛
53¼	46⅝	Amerco	2.20	4.0	15	6150	55¼	53½	55¼	-⅛
10¼	6¼	AmerPet	0.10	1.5	13	31	6⅝	6½	6½	-⅛
7⅞	2¼	Ames Inc	0.12	3.6	15	52	3¼	3⅜	3⅜	
35½	27⅞	Amsouth	1.40	4.9	9	1700	29½	29⅛	29⅝	-⅛
4⅝	2⅝	Amsoftwrg			13	1978	3⅝	3⅝	3⅝	
51½	25⅝	Amsterdm	0.20	0.6	54	1494	27⅞	46⅝	47⅞	
7⅞	15¼	Amylin			29	1024	23⅞	21⅞	23⅝	
21⅞	22½	Anacomp Inc	0.94	3.6	23	71	26½	25⅞	26	-⅛
60¼	43¼	Andrew	1.44	2.9	23	4355	49¼	48⅞	49	
27⅞	15¼	AnlPrPt	2.67	10.3		2	26	26	26	
29¼	26¼	Anchor			14	3713	29⅞	d28¼	29	
16½	12	Anthony In	0.44	2.8	16	67	u16⅞	16¼	16⅝	+⅛
58½	50	Aon Cp	1.60	3.6	16	533	50¼	50¼	50¼	-⅛
33¼	17⅞	Apache Crp	0.20	1.1	34	2229	35¼	34⅞	34¼	-⅛
11	9⅝	Apex Mun Fd	0.77	7.3		309	10¼	10¼	10¼	
14⅞	6½	APH			35	1374	12¼	12⅛	12½	-⅛
105	100	ApldPwPt	8.12	8.0		2	101½	101½	101½	
12½	4⅞	Apple Mag				2	5⅞	4⅞	5⅛	
13⅝	14½	Appl Pwr A	0.12	0.8	23	118	15⅛	14⅝	15⅛	
26¼	20	ArbOil	0.10	0.4	14	4069	22⅝	22⅝	22⅝	
47⅞	38½	Arco Chem	2.50	6.0	20	419	41¾	41½	41½	-⅛
10⅝	7⅞	Arkla	0.25	3.6	21	2534	8	7⅞	7⅞	-⅛
43¼	36½	Arkla Pf	3.00	7.5		20	40¼	39¼	39¼	-⅛
50¼	42½	Armco 4.50	4.50	9.2		8	49¼	49	49	
5⅞	4⅞	Armco			0	4229	5⅝	5¼	5⅝	
27½	21⅞	Armco 2 1P	2.10	8.3		6	25⅞	25⅞	25⅞	-⅛
47½	28¼	Armstrg	1.20	2.6	31	1213	46⅝	46¼	46⅝	-⅛
42½	26½	Arvin Ind			14	1579	35¼	34⅞	35⅝	-⅛
7⅞	3	Asarco Grp			1	145	7⅝	7⅝	7⅝	
31¼	22¼	AshLnd	0.76	2.8	15	244	27⅞	27⅞	27⅞	-⅛
28¼	18¼	Asarco	0.40	2.0	7	561	20¼	19⅞	19⅞	-⅛
31½	22	AshLd Cpl	0.40	1.4	8	126	28⅝	28⅝	28⅝	-⅛
35⅝	24¼	AsbCol	1.00	3.0	14	2118	34	33¼	33⅞	
25⅝	12⅞	Asia Pac F	0.50	4.2		279	19	18⅝	18⅞	
14⅞	8⅞	Asset Inv	0.40	16.8	0	6	10	10	10	
41	25½	Ass Nt Bas	0.12	0.3	23	8	35¼	35¼	35¼	-⅛
20¼	17½	Athlone	1.00	5.4	39	146	18⅝	18⅝	18⅝	
302¼	250½	As Rsch 2	2.80	1.1		2100	261½	267½	261½	
42½	34	AtlnRz Eqs	2.05	5.9	16	360	35½	35	35¼	-⅛
10¼	6⅞	AtlnRz Sec	0.40	4.2	11	7	9⅝	9⅝	9⅝	-⅛
25⅝	20⅝	Atmos Egy	1.54	7.1	12	350	21⅞	21½	21⅝	-⅛
127⅞	106¼	AtRich	5.50	5.1	18	3036	109¼	107⅞	108	-1
5⅞	2½	Atlas			1	68	4⅝	4½	4⅝	-⅛
31¼	22⅝	Atmos Egy	1.32	4.8	12	10	27⅞	27⅞	27⅞	-⅛
10⅞	7⅞	Atlants ADR	0.33	3.2	15	371	10½	10¼	10¼	-⅛
18⅝	8½	AudioVid			21	188	16⅝	16	16¼	
21¾	11¼	Augat	0.40	2.2	28	205	18¼	18	18	-⅛
10½	6⅝	Austria Fd	0.02	0.2		138	9½	9	9⅛	-⅛
56½	46⅝	AutoData	0.52	0.9	25	3137	55¼	54¼	55	
4⅞	2	Avalon Egy			2	59	3⅝	3⅝	3⅝	-⅛
25½	16⅝	Avemco	0.44	2.4	15	24	18⅞	18½	18⅞	-½
42¼	29	Avnet	0.60	1.7	20	2023	35⅞	34¾	34¼	-1¼
54⅞	48½	AvonPr	1.80	3.6	14	1247	50⅞	49⅞	50½	
18⅝	13⅝	Aydin Corp			14	123	14⅞	14½	14½	-⅛

- B -

1993 High	1993 Low	Stock	Div	Yld %	PE	Sales 100s	High	Low	Close Quote	Chge Prev. Close
37⅞	32	BCE	2.64	7.6	39	612	34⅝	34¼	34⅝	
8⅛	5⅛	BET ADR	0.15	2.0	31	42	7½	7½	7½	
8½	3⅝	Balmco	0.20	4.8	6	1040	4⅝	4	4	-⅛
18¾	16¼	Baker Fent	2.44	12.9		572	18⅞	18¼	18⅞	
29⅝	18½	BakerH	0.46	2.1	71	5003	22⅝	22	22¼	-⅛
29½	19¼	Baldor Elc	0.48	1.7	22	55	28¼	27⅝	27⅝	-⅛
37¼	25⅝	BallCp	1.24	4.5	22	1178	27⅝	27⅝	27⅝	-⅛
7⅞	5	Ballly			22	700	9¼	8⅞	9	-⅛
27½	22⅝	BallBGE	1.40	6.8	12	1501	24⅞	24½	24¼	-⅛
18⅝	8¼	Ball Bnkcp	0.20	1.5	20	601	13⅝	13¼	13¼	-⅛
49¼	35½	BncOne	1.24	3.4	13	5630	37	36½	36¾	-⅛
23½	11⅝	BancFirst			8	5	20¼	20¼	20¼	-⅛
27¼	20⅝	BancoBV V	1.14	4.9	8	236	23½	23¼	23¼	-⅛
15½	12⅝	BancoCentr	0.86	6.8	6	59	12⅝	012¼	12⅝	-⅛
53⅞	40	BcrpHawaii	1.38	3.3	10	76	43¼	42	42¼	
29¼	14	BankTrcks			34	76	17½	17	17¼	-⅛
60¼	44⅝	Bandag	0.70	1.3	18	1222	55⅝	54½	55	-⅛
55½	40⅝	BankAm	1.40	3.4	8	11532	41¼	41¼	41¼	-⅛
91	71	Bank Bost	5.48	6.2		5	88	87⅞	88	-⅛
29⅞	20¼	BkBstn	0.40	1.9	10	2997	21⅝	21⅛	21⅝	-⅛
49⅞	40⅝	Bk Boston P	3.00	8.2		8	40	40	40	-⅛
62½	50⅝	BankNY	1.80	3.4	9	2933	54	53¼	53¼	-⅛
50	43½	BankAm A	3.25	0.7		57	48⅝	48½	48½	-⅛
82	76	BankAm B	8.00	7.0		19	87¼	86¼	86¼	
63½	65¼	BkTrst	3.12	4.2	6	1728	75	74¼	75	-⅛
35	22½	Bckye	0.97	3.0	55	52	33	31	31¼	-⅛
35¼	20½	Bard C R	0.55	2.3	20	1408	24⅝	23⅞	24½	-⅛
34½	29⅞	Barnes Grp	1.40	4.4	38	12	32½	32¼	32¼	-⅛
50⅝	37⅞	BarrMk	1.44	3.7	12	3122	38⅝	38	38⅝	-⅛
8¼	5⅝	Barrold	0.20	2.5	24	1653	8	7⅞	7⅞	-⅛
10⅞	4⅞	BatMtl	0.05	0.5	141	1631	10	9⅞	9⅞	-⅛
57½	43	Bausch	0.88	1.7	16	674	52¼	51⅞	52¼	-⅛
32¾	20	Baxter	1.93	4.3	12	3646	23¼	23⅞	23⅞	-⅛
32	24⅞	Bay St Gas	1.42	5.8	16	52	28⅝	28¼	28¼	-⅛
25	32	Bd Tr 1839	1.72	7.5		23	23	23	23	-⅛
25	15	Bear Stns	0.60	2.8	6	1755	21¼	20⅞	21⅛	-⅛
50¼	45½	BearSPPA	2.75	5.6		2100	49¼	49¼	49¼	
31	20½	Bearings	0.64	2.3	21	108	28¼	28¼	28	-¼
29¼	19¾	Beckman In	0.36	1.4	18	391	26⅝	26	26⅝	
40¼	32⅝	BectnD	0.99	1.9	13	1391	36¼	35⅞	35⅞	-⅞
30	26⅝	Belding Hy	0.64	2.1	34	32	30¼	28¼	30¼	

1993 High	1993 Low	Stock	Div	Yld %	PE	Sales 100s	High	Low	Close Quote	Chge Prev. Close
69	49⅞	BellAtl	2.68	4.9	17	7150	59⅞	58¼	58	-1⅛
18¼	8⅞	Bell In	0.40	2.4	19	100	17⅛	16⅞	16⅞	-½
63¼	50⅝	BellSth	2.76	5.0	18	4030	55⅛	54½	54⅞	
49⅝	36¼	Belo A	0.56	1.2	21	149	45½	44⅝	45¼	-½
37⅞	19⅞	Bemis	0.50	2.2	26	279	22¼	21⅞	22½	
88	64	Benef 4.3P	4.30	8.5		25	66¼	66¼	66¼	
61	52½	Benef	2.00	3.8	12	563	73¼	74⅝	74⅝	-⅛
32½	18⅝	Berkshire A	0.42	1.7	14	12	24¼	24¼	24¼	-1⅞
1⅞	7	Berguet B	0.04	4.3	7	156	1	15	15	
14¼	8½	Berry Petr	0.60	6.8	60	56	9	8	9⅞	
82⅞	21½	Best Buy			32	2066	45½	43⅞	44	-⅞
29⅝	25¼	Beth St 2	2.50	9.5		64	26¼	26¼	26¼	
57⅞	50¼	Bethlm Pf	5.00	9.8		11	61¼	51⅞	51¼	-1¼
30⅞	12⅞	BetHSt	0.40	2.3	15	4451	17⅞	16⅞	17⅞	-⅛
62⅞	40	Betz L	1.40	3.4	16	856	41⅞	40⅞	41½	-1⅛
14¼	9¼	BevEnt			100	3415	12¼	11¼	11¼	-⅛
37½	15⅞	Biocraft	0.19	0.4	49	2928	28½	25	25⅞	-⅛
27⅞	20¼	Birmingm S	9.40	1.7	49	190	23	22½	22⅞	-⅛
22¼	18⅝	BlDeck	0.40	2.0	27	1236	20⅞	19⅞	20⅞	-⅛
28¼	21⅞	Black H PL	1.28	5.5	13	121	23½	23⅛	23⅛	-⅛
11	10⅛	BlckrckAcc x	0.82	7.9		83	10½	10½	10½	-⅛
9½	8¼	Blckrckinc x	0.06	10.3		589	8⅝	8¼	8¼	-⅛
10½	9	BlckrckTgt 4	0.80	7.5		481	10¼	10¼	10¼	-⅛
35	31⅞	Block	1.12	2.8	22	1640	39¼	38	38	-⅞
8⅝	7⅞	Blockbs	0.10	0.3	31	8622	30⅞	30¼	30¼	-⅛
11⅝	7⅞	Blue Chip	0.80	10.0		160	8	8	8	-⅛
18¼	9¼	BMC Ind			11	137	18	17⅞	18	-⅛
41	33⅞	Boeing	1.00	2.6	1010	2212	39⅞	38⅞	38⅞	-⅛
27½	19½	BoisCr	0.60	2.7	7	938	28½	21⅞	27⅞	-⅛
14¼	4¼	Bolt B & N	0.06	0.5	5	265	11½	11¼	11¼	-⅛
17½	5¼	Bordn Chm	0.48	4.9	69	660	8⅞	9⅞	9¼	-⅛
24½	12⅝	Borden Ch U	1.34	7.8	15	890	16¼	15⅝	16	
29⅝	14⅞	Borden	0.60	3.8	24	7590	15⅞	15¼	15⅞	-½
21⅞	16⅞	Bostn Cell	1.25	6.9	24	92	21¼	21	21¼	
107	100⅝	Bostn Ed 8	8.88	8.7		2100	101	101	101	
24⅞	18	Bowatr	0.60	3.0	7	219	20	19⅞	19¾	-⅛
20⅞	13⅞	Brazil Fnd	9.27	1.4		167	19⅞	19⅛	19¼	-⅛
39¼	32⅞	BRE Prop	2.40	6.9	11	520	34⅞	34⅞	34⅞	-⅛
89½	46¼	BrgStr	1.76	2.2	14	277	81⅞	79½	80	-2¼
45	27.38	BrinkerInt			37	1215	42⅝	40¼	40⅞	-2¼
67¼	50⅞	BrtlyBq	2.88	4.8	18	9424	60⅞	59⅞	60	
60⅝	40	Br Air	3.00	5.0	16	238	60⅞	60¼	60¼	-⅛
53¼	40⅛	Brit Gas	2.44	4.7	11	468	47⅞	47¼	47¼	-⅛
64⅝	42⅛	BP	1.66	3.1	18	2882	00	59⅞	59⅞	-⅛
32	26½	BP Prudhoe	2.00	7.7	8	214	26⅝	d25⅞	25⅞	-½
19¼	8⅞	BStset	0.37	2.2	17	338	17⅞	17	17	
12	5½	BT	3.57	5.3	17	1083	69⅞	67⅞	67⅞	-1⅞
38	21½	BtlcsU	1.22	5.1	14	184	25⅞	25½	25½	-⅛
35¼	28⅝	BrwnGp	1.68	4.8	19	147	35½	32⅞	33	+⅛
9½	6¼	BrwnSh	0.32	4.7	5	13	6⅞	6⅞	6⅞	
88½	75⅞	BrnFmB	2.84	3.7	14	99	77½	76⅞	77½	-⅛
28⅝	20⅞	BrFerr	0.68	2.7	21	9899	25⅞	24	25¼	+⅛
4⅞	3⅛	BRT			8	22	4⅞	4⅞	4⅞	-⅛
17⅞	12½	Brnswk	0.44	2.6	34	986	17½	16¼	17	-⅛
17½	11	Brush Well	0.20	1.6	41	101	12½	12⅛	12⅛	-⅛
41⅞	28¼	Brush Pf	2.50	6.0	10	74	33⅞	37⅞	33⅞	-⅛
16⅞	14⅞	Bunker Hill	1.32	8.4	0	6	16	15⅞	15⅞	-⅛
17⅞	13¼	Burgr K I	1.61	9.5	18	95	17⅛	16⅞	16⅞	-⅛
21⅞	13	Burl Coat			16	137	21	20¼	20¼	-1
56⅞	42	Burlnt	1.20	2.1	18	2875	56¼	55	56¼	-⅛
54	38½	Burln Resc	0.55	1.2	194	9277	47⅞	45½	45½	+1¼
20⅞	15¼	Burnham Pc	1.40	7.8	28	221	19	17⅞	18	

- C -

1993 High	1993 Low	Stock	Div	Yld %	PE	Sales 100s	High	Low	Close Quote	Chge Prev. Close
32	21¼	CSI	0.48	1.5	32	323	31⅞	31⅞	31⅞	-⅛
25⅞	158

NYSE COMPOSITE PRICES

4 pm close November 22

Continued from previous page

1993 High	1993 Low	Stock	Div.	Yld. %	P/E	Sls 100s	High	Low	Close Quote	Ch'ge Prev. Close
25⅞	16⅞	SalomBr				11	38	25⅞	24⅞	-⅛
24¾	19½	SlyNt	0.36	2.6	21	1385	14⅛	13½	14	+⅛
22¾	10⅞	Safeway			23	2041	20⅞	19⅝	19⅝	-⅛
5¾	2	SafewayWW				226	4⅝	4⅝	4⅝	+⅛
55	37½	SchwPapr	0.20	0.4255	87	80	49½	48⅞	49⅛	-1⅛
37⅞	31	SchwLAP	1.78	5.5	13	12	32¼	32¼	32¼	-⅛
98	75	SPaul	2.80	3.2	14	1280	87⅞	86⅝	87⅞	+⅞
11⅞	7½	Salant Cp			9	31	7⅞	7⅞	7⅞	+⅛
75¼	38⅞	Sallie Mae	1.40	3.2	9	1508	43⅞	43¼	43¼	-⅛
14⅝	12¾	Salomon Brx	0.55	4.3		208	13	12⅞	12⅞	-⅛
51⅞	34	Salomon	0.84	1.5	10	3985	43⅞	43⅞	43⅞	-¼
27¾	23¼	SnDgSE	1.48	6.0	13	434	24½	24½	24½	
5	3½	SanFeEnr	0.40	8.2	43	19	4⅞	4⅞	4⅞	
11⅞	9½	SanFeEnPr	0.10	1.6325	1066	10	9¼	9¼	9¼	
40⅞	35¼	SanFePac	2.80	7.4	18	16	37⅞	37⅞	37⅞	-⅛
21⅞	12¼	SanFe	0.10	0.5	8	5418	20⅞	19⅝	19⅝	-⅛
31¾	21	SnRLns	0.38	2.2	18	7342	28⅞	28	28⅞	+⅛
52¾	40¼	Scana Corp	2.74	5.8	13	401	48⅞	47⅞	48⅞	+⅛
25¾	19⅞	Scecorp	1.42	7.0	13	4370	20⅞	019¾	20⅛	+⅛
38⅞	23⅞	SchersPl			26	1365	32⅞	32½	32½	-⅛
71	51¾	SchrPl	1.80	2.7	18	3898	67⅞	66¼	67⅞	+⅛
68⅞	55¼	Schlmb	1.20	2.0	24	4138	61¼	60½	61¼	-⅛
68¾	16¼	Schwab(c)	0.20	0.7	14	3011	30¼	29¼	29½	-1⅛
7¾	6⅝	SchwBzwr			84	51	6⅝	6½	6⅝	
20⅞	17¼	SciAtl	0.12	0.4	48	2621	30¼	29⅞	29⅞	-⅛
13⅞	9⅛	Scotman	0.10	0.8	12	127	12⅞	12⅞	12⅞	+⅛
41	51	ScotP	0.80	2.1	23	1634	37¼	36⅞	37¼	+⅛
28⅞	14¼	ScoddnMaF	0.21	0.9		163	24	23⅞	23⅞	-1
11¾	7½	ScoddnEnF	0.38	1.7		586	9⅞	9½	9⅞	-⅛
31¾	16¼	SeaCntr	0.50	1.4	19	1236	34¼	34¼	34¼	-⅛
17	15	SeaCt.4625	1.45	9.0		5	16	15¾	16¼	+⅛
30⅞	24½	Seagram	0.56	2.9	10	2126	27⅞	27	27⅞	+⅛
32⅞	15	Seagull En			43	367	25	24⅞	24⅞	-⅛
30⅞	21	Sealed Air			22	31	29½	28¾	28¾	-⅛
60¼	42⅞	SearsR	1.60	2.9	32	9742	55½	53⅞	54¼	-⅛
13¾	12⅞	Seligm Sel	0.84	6.5		137	13	12⅞	12⅞	-⅛
48½	30	Semtech	0.30	0.7	26	1747	44⅞	43⅞	43⅞	-⅛
34½	10	SequaA	0.50	1.9	8	57	30	30	30	-⅛
36	17¾	SequaB	0.50	1.8	18	12	30½	30½	30½	-⅛
26¼	17⅞	ServCp	0.42	1.7	20	1644	24⅞	24	24½	-⅛
31	17¾	ServInt	0.92	3.1	18	556	29¼	29	29¼	-⅛
49⅞	29¼	Shaw Ind	0.30	0.8	20	1570	40¼	40⅞	40⅞	-⅛
29⅞	17⅞	Shawmut NA	0.40	1.9	187	1622	20⅞	19⅞	20⅞	+⅛
14⅞	10¼	Shelby Wil	0.28	2.1	30	11	13⅞	13⅞	13⅞	-⅛
64¼	48	ShellTr	2.37	3.9	19	905	60⅞	59⅞	60	
37	26⅞	ShelW	0.50	1.4	19	1238	34¼	34¼	34¼	-⅛
25⅞	18½	Shoney			15	985	21⅞	20¼	21⅞	+⅛
24¾	15¼	Showboat	0.10	0.8	16	672	17½	16¼	16¼	-⅛
22¾	18¼	Sierra Pac	1.10	0.7	17	180	20⅞	19¾	19¾	-⅛
14¾	8¾	Signalgp			9	157	9½	9	9½	
36⅞	21½	Signet Bnk	1.00	3.2	12	3158	31⅞	30⅞	31⅞	+⅛
48¾	23½	SiliconGr			35	1810	42⅞	41	41	-⅛
15½	10¼	Sizzler	1.06	9.5	23	64	12⅞	12⅞	12⅞	
10⅞	7	Skyline	0.16	1.7	71	404	9⅞	9	9¼	-⅛
23	15⅞	Skyline	0.48	2.7	18	354	17⅞	17⅞	17⅞	
4¼	3	SL Inds	0.08	1.6	35	40	5⅞	5⅛	5⅛	-⅛
7¾	3⅞	SmithCorn	0.20	3.5	19	147	6⅞	5¾	5¾	
11½	0	Smithfld			32	57	9⅞	9⅞	9⅞	
38⅞	28⅞	SNBnNY	0.04	3.2	14	48	29¼	29¼	29¼	-⅛
34¾	25¼	SNEnEl	0.94	3.5		4726	27⅞	27⅞	27⅞	
37¼	18	Smithfd Fd	0.52	2.6	12	448	20½	20¼	20⅞	+⅛
32¼	20¼	Smucker J	0.48	2.1	17	45	22⅞	22	22⅞	-⅛
44½	30¼	SnapOn!	1.00	2.9	21	2028	37½	37	37¼	+⅛
10	7	Snyder Oil	0.24	1.3	24	300	19⅞	18	19⅞	-⅛
28¼	16½	Sofecnhan			29	2090	29⅞	24⅞	24⅞	+1½
1	0	Sofitron O			0	50	2	2	2	
36½	21¼	Sonat	2.18	7.3	8	3520	30	29	29⅞	
46¼	32	Sony	0.47	1.1	72	654	44	44⅞	44½	-⅛
16¼	10¾	Sotheby	0.24	1.8	75	1500	15½	14¾	15	
49⅞	43	Source Cap	3.60	8.1		42	45⅞	44⅞	44⅞	-⅛
49¾	35⅞	SouthCarG%	2.60	5.0		2100	u49⅞	49⅞	49⅞	-⅛
27½	21¼	StnJersInd	1.44	8.2	14	00	23⅞	22⅞	22⅞	-⅛
27⅞	9¾	SthDown	0.80	2.4	19	448	23⅞	20½	20⅞	
22½	18⅞	SthEnCp	0.88	3.6	8	891	19⅞	19⅞	19⅞	
47¼	37	SthCo	2.28	5.5	15	1628	49⅞	42⅞	49⅞	+⅛
35½	32⅞	SouthNGE	1.61	5.0	12	83	32⅞	32⅞	32⅞	-⅛
39⅞	33⅞	SNETel	1.76	4.9	10	515	36⅞	36	36	-⅛
37⅞	16¼	SWAir	0.04	0.1	31	2833	33	31¾	32¼	-⅛
18½	13⅞	SouthWBas	0.78	4.7	19	140	16⅞	16½	16⅞	-⅛
21⅞	12	SouthWEngy	0.24	1.4	18	129	17⅞	17⅞	17⅞	
30½	29¾	SouthWaPSV	2.20	7.3	12	399	30⅞	29⅞	30⅞	-⅛
21½	7⅞	Spain Fund	0.10	1.8		66	10⅞	10⅞	10⅞	-⅛
7⅞	5	Spartan Cp			10	59	6	6	6	
21⅞	16¾	SpherdD				176	17⅞	u16¼	16¼	-½
49	33½	Spring	1.20	2.9	15	44	41½	41½	41½	-⅛
40¼	25½	Sprint	1.00	3.1	28	8825	33⅞	31¾	32⅞	-1⅛
18⅞	15	SPX	0.40	2.5	20	92	16⅞	15⅞	16⅞	
32⅞	13	Std Comm	0.60	3.7	11	63	16⅞	16⅞	16⅞	-⅛
25⅞	13⅞	Std Motor	0.32	1.4	18	120	23⅞	23½	23½	-⅛
10¾	6¼	StandPacUr	0.12	1.5117	638	8¾	8¼	8¼	8¼	
36⅞	25⅞	StdPrd	0.84	2.0	14	42	32⅞	32⅞	32⅞	-⅛
32¼	18½	Stanadyne	0.52	2.2	14	82	23⅞	23¼	23⅞	-⅛
34⅞	25⅞	Stanhome	1.00	3.1	20	460	32½	32⅞	32½	-⅛
47⅞	37⅞	StnWk	1.36	3.4	17	799	39½	39½	39½	
29⅞	22¼	Starrett	0.68	2.6	22	19	24½	24¼	24¼	-⅛
12¼	11⅞	State Mutl	0.92	8.4		96	11⅞	u11	11	-⅛
32¼	18½	Std.Fed.Bk	0.56	2.1	7	1105	27⅞	26	26½	-⅛
9⅛	6⅞	StarlgBcrp	0.20	2.5	8	94	8	7⅞	8	-⅛
5	3¼	StarlgChem	0.08	1.9	41	334	4⅛	4	4⅛	
33⅞	17⅞	StarlgSvns			13	1261	28½	26½	26½	-2½
10¼	6⅞	Stelco Fn	0.10	1.1	4	42	9⅞	9⅞	9⅞	-⅛
24¼	21¼	StanMWeb	0.80	2.1	85	58	28½	28¼	28⅞	-⅛
19½	6½	Stone Cont	0.71	6.3	2	8074	11⅞	11⅞	11¼	-⅛
28¼	16¼	Stop Shop			16	946	18⅞	18	18	-⅛
15	8⅞	Storage	0.84	5.9	15	128	14⅞	14⅞	14⅞	-⅛
43	18	StrTch			10	2784	28½	27⅞	28¼	-⅛
41¼	20¼	Stratus			12	746	28	27⅞	27⅞	
23⅞	12⅞	StrideRite	0.34	1.8	18	1582	18¼	17½	17⅞	+⅛
32	18¼	Sturm Ruger	1.00	3.8	16	386	28⅞	27⅞	27⅞	-⅛
5.55	3⅞	Suave Shoe	0.20	6.3	1	5	3⅞	3⅞	3⅞	
11⅞	8	Syst Div A	0.10	1.0	10.8	16	10	10⅞	10⅞	-⅛
4¾	3	Sun Dis 9	0.11	2.5	4	4½	4½	4½	4½	-⅛
9¼	5⅞	Sun Energy	0.72	9.8	48	87	7⅞	7¼	7¼	-⅛
46½	27¼	Sunoco	0.40	1.1	12	230	36¼	34¼	36	-1¼
44¾	35	Sndstr	1.20	3.0	14	1858	40⅞	39¼	39¾	-1⅛
8⅞	1¼	SunshinePl	1.19	16.1		29	7½	7⅞	7⅞	-⅛
5⅞	2	Suntahiti				691	2⅞	2⅞	2⅞	
49⅞	41⅞	Suntrst	1.12	2.6	11	1364	43½	43¼	43⅞	-⅛
13¼	9¼	Super Food	0.36	2.9	16	152	13	12¾	12¾	-⅛
46⅞	18½	Superior	0.12	0.3	26	2462	37⅞	34⅞	36¼	-1¼
37⅞	29½	Supval	0.88	2.7	13	1022	33⅞	32⅞	33	-⅛
26¾	14⅞	Surg Care	0.18	0.9	20	1576	18¼	17⅞	17⅞	-⅛
20¾	13⅞	Swiss Helv	0.08	0.4		66	18	18⅞	18¾	-¼
19¾	11¼	Symbol Tec			27	3352	18½	18¼	18½	
11½	9	Syms Corp			13	39	10¾	10⅞	10⅞	-⅛
20½	15	Synovus Fn	0.37	2.1	18	127	17⅞	17⅞	17¾	-⅛
23⅞	15⅞	Synnex	1.04	5.7	14	3417	18½	17¾	18½	-⅛
30⅞	22¼	Sysco	0.36	7.3	25	2138	26⅞	26	26¼	-⅛
12½	7¼	Systems Cn			8	285	10¼	8⅞	10¼	

- T -

1993 High	1993 Low	Stock	Div.	Yld. %	P/E	Sls 100s	High	Low	Close Quote	Ch'ge Prev. Close
9½	5⅛	TCBY Enter	0.20	3.3	24	267	6½	5⅞	6	-⅛
40	27¾	TCF Financ	0.75	2.1	8	280	35⅞	35⅞	35⅞	-⅛
10⅞	8¾	TCW Conv S	0.84	0.1		281	9½	8¾	9¼	-⅛
39	25⅞	TDK Corp A	0.47	1.4	26	14	34⅞	34	34	-1⅞
3¼	1¾	T I S Mtge	0.20	11.4	D	83	1⅞	d1¾	1¾	-⅛
24¼	24½	TJX	0.50	1.7	18	961	30	29½	29⅞	

- T -

1993 High	1993 Low	Stock	Div.	Yld. %	P/E	Sls 100s	High	Low	Close Quote	Ch'ge Prev. Close
16½	14⅞	TNP Enterp	1.03	0.7	31	144	17	16¾	16⅞	-⅛
86⅞	52½	TRW	1.80	3.0	18	1445	63⅞	62⅞	63	-⅛
23⅞	8¾	T2 Medical	0.10	1.6	3	1306	6⅞	6⅞	6⅞	
28	17⅞	Talwan Fd				425	28½	24¾	25	-1½
9	3½	Tallwind	0.42	8.3	51	199	7	6⅞	6¾	-⅛
14½	6½	Talley Pf	1.00	8.2		3	12¼	12¼	12¼	-⅛
85	39½	Tandnte	1.68	4.0	19	845	42½	41¼	42	-½
16⅞	8⅞	Tandem			2	3638	11	10½	10⅞	-⅛
47⅞	24⅞	Tandy	0.60	1.4	22	5063	43½	44	44¼	-1⅛
19½	11⅞	Tastee Mun	0.76	6.6		55	11⅞	d11¼	11⅞	
25⅞	20¼	Tace Energ	0.96	4.2	17	381	23¼	22⅞	22⅞	-⅛
27⅞	20½	Tekrac	0.80	2.7	12	1245	22¾	22	22½	-⅛
5	1¼	Telecrm			19	52	3⅞	3	3	-⅛
27¾	18¼	Teldyn	0.80	3.2	20	482	25⅞	24¾	24¾	-1⅛
39⅞	29½	TelNetSA	1.82	4.4	7	1884	37¼	36½	36½	-1
62½	44⅞	Telmex	0.86	1.7	11	2732	56¾	56⅞	56⅞	-⅛
62½	37¼	Tmplnt	1.00	2.0	32	2663	60¼	48⅞	49⅞	
24¾	14⅞	TempleInlk	0.20	1.2		328	23⅞	23⅞	23⅞	-⅛
9⅞	8	TempInBds	0.72	8.7		170	8¼	8¼	8¼	
8	7⅞	TempInBrd	0.60	7.9		1000	7⅞	7⅞	7⅞	
55	39½	Tenneco	1.00	3.3	24	2914	49	48½	48⅞	-⅛
29½	21⅞	Teppco Ptn	2.28	0.1	11	188	28¼	28	28¼	+⅛
29⅞	10	Teradyne			23	2473	21	20	20¼	-⅛
11⅞	6¼	Terex	0.08	0.7	9	301	8½	8¼	8⅞	-⅛
9¼	0½	Tesoro Indn			20	2009	8	5⅞	5⅞	-⅛
7¾	5	Tesoro			1	11	5⅞	5¾	5¾	-⅛
69½	57¼	Texaco	3.20	4.8	15	3258	66⅞	65⅞	66⅞	-⅛
53⅞	51½	Texaco C	3.00	5.8		9	52	51⅞	52	-⅛
26¼	21¼	Texas Ind	0.20	0.8	78	28	25⅞	25	25⅞	
84¼	45⅞	Tdnst	0.72	1.2	13	8658	61½	58⅞	61	+1⅞
19⅞	16⅞	Texas Pac	0.48	2.1	23	12	19¼	18	19	-½
49¾	41⅞	Textrn	3.00	7.1	21	1179	43⅞	42¾	43⅞	+½
11⅞	9¾	Thrift Pf	1.10	11.0		10	10	10	10	
9	5⅞	Thrift Indn	1.19	24.4	6	31	4½	4⅞	4½	-⅛
58⅞	40⅞	Tiedm	1.24	2.2	13	983	56½	55⅞	56⅞	-⅛
4¾	3¾	Tracktactr			48	17	4¼	4⅛	4⅛	
19½	10⅞	Thrl Cap	0.30	1.8		276	16⅞	16⅞	16⅞	-⅛
29½	15¼	Thrl Fund	0.87	3.3		536	27⅞	26½	26½	-⅛
43¼	31¼	ThermoElec	0.12	0.3	22	1087	41⅞	39½	39½	-⅛
26¾	15⅞	Thiokol	0.68	2.7	0	283	25⅞	25½	25⅞	
12	6½	Thrftk	0.24	3.7	19	67	6⅞	6½	6½	-⅛
14	9⅞	Thomas Ind	0.40	3.2	36	101	12½	12	12½	
34¾	17⅞	Thomsen Ad	2.00	7.0	11	41	28	28⅞	28⅞	-⅛
27	16⅞	Tidewt	0.40	1.8	42	161	22½	22½	22¼	-⅛
35⅞	24⅞	Tiffany	0.28	0.8	25	808	32	31½	31½	-⅛
54¼	49¼	TimeWarn.PS	4.38	0.4		3204	52¼	52⅞	52⅞	-⅛
46⅞	28⅞	TntBkn	0.32	0.7	30	9462	44¼	43¼	44	-½
35	28¼	Tmsfnr	1.00	3.3	32	1141	32⅞	31¼	32⅞	-⅛
34⅞	28½	Tinken	1.00	3.1	80	273	32⅞	32	32⅞	-⅛
6	4	TitanCrp			3	53	5⅞	5⅞	5⅞	
13⅞	10½	Titan Pf	1.00	9.1		10	11	10⅞	11	-⅛
6	4	Todd Shp			2	151	4	d4	4	
14	8⅞	Tollbrdn Co	0.68	5.3	6	215	11¼	10⅞	10⅞	
28	25⅞	Toledo2.81	2.81	10.7		8	26½	26⅞	26⅞	-⅛
16⅞	6⅞	Toll Bros			21	246	15¼	14⅞	14⅞	-⅛
83⅞	64½	Tootsie R	0.38	1.5	12	148	74	71⅞	71⅞	-2⅞
54⅞	41⅞	Tchmck	1.12	2.7	11	998	43	42	42⅞	-⅛
28¼	16½	Toro Corp	0.48	1.9	23	33	25⅞	25¼	25⅞	
32¼	18⅞	Tosco	0.80	1.9	11	3881	31⅞	30⅞	31	-⅛
33	14½	TotalSyst	0.14	0.6	45	77	38	27⅞	37⅞	-⅛
42⅞	32⅞	TysFds			25	5127	36⅞	35⅞	36	-1
9	1¾	Transnat Gr	0.16	8.0	8	98	2	2	2	
26¼	24⅞	Transmatic	2.00	8.0	11	21	25	25⅞	25	+⅛
52⅞	45⅞	Treasur	2.00	3.7	19	3951	56	53⅞	54⅞	-⅛
81½	48	Transatlnt	0.28	0.8	13	624	51	50⅞	50⅞	-⅛
10	13	Tranco	0.60	3.9	39	552	15½	15¼	15½	-⅛
17⅞	6¾	Transcntr R			3	34	12⅞	12⅞	12⅞	
12	8⅞	Transtech	0.24	2.1	19	10	11½	11½	11½	
38⅞	23¾	Travlr	1.60	5.1	7	1924	31½	31	31⅞	-⅛
18	12⅞	Tredegar	0.24	1.7	11	138	13⅞	13½	13⅞	
37¼	34¼	TrWnt2.5	2.50	8.8		5	37	37	37	
58⅞	46	Tribune	0.96	1.7	24	841	58½	58	58¼	-⅛
26½	24⅞	TriCon	0.80	3.2		243	25¼	25⅞	25⅞	
30½	24¾	Trinity	0.68	1.8	23	1406	38¼	38½	38½	-½
33⅞	21	Tricntl	0.80	2.1	76	283	32¼	31⅞	32½	
43⅞	26⅞	Trifoin	0.10	0.3	17	506	30¼	32⅞	32⅞	
4⅞	1⅞	Tucson El			2	758	4	3⅞	4	
10½	7⅞	Relnc Crp	0.28	2.5	14	118	8	7⅞	8	
10¾	6⅞	Turkish H	0.04	0.4		464	10¾	9⅞	9⅞	-⅛
34	25¾	Twin Cont	0.84	2.6	12	214	29¾	28	28	-1
21⅞	16⅞	Twin Disc	0.70	3.7	21	100	19½	15⅞	19½	
46⅞	37⅞	Tyco L	0.40	0.9	28	1482	47⅞	47	47	-⅛
14	10¾	Tyco T	0.10	0.9	17	506	10¾	10¾	10⅞	
6¼	4¼	Tyler			95	4	4¾	4¾	4¾	

- U -

1993 High	1993 Low	Stock	Div.	Yld. %	P/E	Sls 100s	High	Low	Close Quote	Ch'ge Prev. Close
15⅞	11¾	UAL			15	1806	142½	139	139	-1
35¼	21⅞	UJB Fin	0.84	2.6	18	674	24¼	24	24¼	-⅛
10½	4⅞	URS			31	66	5⅛	5	5	
52⅞	45⅞	USHCR 4.1	4.10	8.0		80	51⅞	51	51	
24⅞	8⅞	USG			0	470	24	22½	23⅞	-⅛
32¾	24⅞	UST	0.98	3.6	18	2101	28¼	28⅞	28⅞	-⅛
52½	36½	USX CommPf	3.75	7.4		28	50⅞	50⅞	50⅞	+⅛
8⅞	4¾	UDC Hmr	1.68	27.4	5	485	6⅞	0⅞	6⅞	
25⅞	21½	USF Corp	1.34	6.8	20	322	22⅞	22	22⅞	
4⅞	1¾	Ultimate			1	862	3¾	3¾	3¾	
8⅞	5⅞	UNC Inc			12	362	6¾	7⅞	7⅞	
36⅞	20	Unifi Inc	0.56	2.3	16	509	25⅞	24⅞	24½	-⅛
34½	24¼	UniFirst	0.20	0.8	19	53	33¼	33	33	-⅛
73¼	68	Unilver	0.60	1.4	15	6	65	64¾	64¾	-⅛
118½	85½	UnBnk	1.55	1.4	165	2612	110¼	109½	110	
46	38¾	UnCamp	1.56	3.4	70	2388	46⅞	45⅞	46¼	-⅛
21	10	UnCarb	0.75	3.7	23	4288	20¾	20⅛	20⅛	
16	9⅞	Unifrut Cp			18	223	12⅞	12⅞	12⅞	
58¾	48	UnB 2.50	2.50	0.7		210	52¼	52¼	52¼	
72	60½	Unit 4.50	4.60	6.9		8	65¼	64½	65	-½
44⅞	36¾	UnElec	2.38	8.2	12	768	36⅞	36¾	36¾	-⅛
67	56⅞	UnPac	1.60	2.5	20	2592	64⅞	63⅞	64⅞	+⅛
30	22⅞	UnionPlant	0.72	3.0	10	537	24¾	23¾	24	-⅛
27½	17⅞	UnionTexas	0.28	1.6	41	1264	20½	20½	20½	-⅛
1⅞	1	United Fin			9	6	1	1	1	
13⅞	9⅞	Unitrin	2.77	23.8	8	7105	11¾	11½	11½	-⅛
4¾	1⅞	Unit Corp			25	118	3⅞	3¼	3¼	-⅛
47⅞	38¾	UtdBrands			16	862	21⅞	23	21⅞	-⅛
17⅞	12	UtdDiversity	0.70	5.0	70	432	14	13¾	14	+⅛
17⅞	8	UtdDomind	0.20	1.2	29	8	u17¼	17¼	17¼	
7⅞	4	UtdHlthcrs	0.03	0.9	31	3211	7⅞	7⅞	7⅞	-⅛
45⅞	38⅞	UtdMnrs	2.68	6.8	13	333	39⅞	38¾	38⅞	
10⅞	4	UtdStates	0.38	5.2	0	38	5½	5⅛	5⅛	
31¼	28¼	UtdStWtrMgmt	0.60	1.9	13	42	u31⅞	31¼	31⅞	
12⅞	8⅞	UtdRgdnFnd	0.13	1.2		90	10¾	10⅞	10⅞	-⅛
13	4	UtdPartCtl			11	130	13	13	13	
24¾	11⅞	USAir	0.12	0.9	1	3857	14

FINANCIAL TIMES Tuesday November 23 1993

AMERICA

Dow falls on fears of global correction

Wall Street

Losses on overseas equity markets and concern about rising long-term interest rates pushed US share prices sharply lower yesterday morning, *writes Patrick Harverson in New York.*

At 1 pm, the Dow Jones Industrial Average was down 29.90 at 3,664.11. The more broadly based Standard & Poor's 500 was 4.18 lower at 458.42, while the Amex composite was down 5.17 at 462.81, and the Nasdaq composite down 10.83 at 740.73. Trading volume on the NYSE was 156m shares by 1 pm.

Prices opened lower in the wake of heavy losses incurred on foreign markets, notably Tokyo, where the leading index fell 3.1 per cent as investors expressed fresh concerns about the outlook for the Japanese economy. The selling overseas raised fears that a major correction in worldwide equity markets, many of which look overvalued by historical standards, may be under way, or imminent.

On the domestic front, US investors remained troubled by rising long-term interest rates. After posting a huge loss on Friday, the benchmark 30-year government bond fell again yesterday, although only slightly. The yield on the bond, however, rose to 6.34 per cent, it's highest level in three months.

The deepening concern about interest rates, mingled with profit-taking in the wake of recent gains, and the growing feeling that share prices have risen too far, contributed to yesterday's selling. At one stage the Dow was down 44 points, but it bounced back from its lows after midday. The Nasdaq composite, however, kept on falling. Secondary stocks have taken a hammering recently, primarily because they had been the beneficiary of a lot of speculative buying over the summer and early autumn.

Among individual issues, General Motors fell $1 to $53¾ amid profit-taking in a stock that has had a strong run recently. The shares were also hit by the announcement that the company is voluntarily recalling about 13,000 Buick Regal models for safety reasons. The rest of the auto sector was also sharply lower. Ford dropped $1⅞ to $60⅞, and Chrsylar gave up $1⅞ at $52⅞.

Merck ran into heavy selling, falling $1⅛ to $33⅞ in volume of 3m shares in spite of a ratings upgrade from broking house Smith Barney Shearson.

Selected technology stocks posted big declines, with Hewlett-Packard down $2 at $72, Motorola off $2 at $94, and Digital Equipment $¾ lower at $35⅞.

Other big stocks in the sector, however, were in good form, with Texas Instruments up $1 at $60⅞ and IBM up $¼ at $52¼.

Cyclical stocks were also mixed. Aluminum Company of America rose $2⅞ to $72⅞, but Minnesota Mining & Manufacturing gave up $2¼ at $108¼.

On the Nasdaq market, Microsoft fell $1⅞ to $78⅞ but Intel added $1⅛ at $58.

Canada

Toronto weakened further at midday in lacklustre trading, with losses in communications and media, industrial products, and consumer products overcoming gains in precious metals.

The TSE 300 index sank 29.32 to 4,208.85 at noon in volume of 36.5m shares.

Declining issues easily outpaced advances 419 to 206 with 309 stocks unchanged. Of Toronto's 14 sub-sectors, 11 weakened.

SOUTH AFRICA

Gold shares maintained their early strength and the index rose 44 or 2.3 per cent to 1,972. However, industrials retreated amid weakness on world markets, off 17 at 4,884 and the overall added 14 to 4,253. De Beers rose 75 cents to R84.

Elsewhere Remgro lost 85 cents to R29.75 and Richemont lost a R1 to R38.75.

Vaal Reefs was R6.50 firmer at R399.

EUROPE

German data is trigger for widespread selling

A wave of selling swept across continental European bourses yesterday, *writes Our Markets Staff.*

Mr James Cornish at NatWest Securities said that while German M3 data had been disappointing – 6.8 per cent against forecasts of 6.6 per cent – reducing the likelihood for further imminent rate cuts, continental markets had performed strongly in recent weeks, a period of consolidation was likely and one could not rule out a rebound before the year end.

Mr Albert Edwards, strategist at Kleinwort Benson, commented that there was a movement by some institutions back into cash. The markets that looked vulnerable to a downside, he added, were Germany in Europe and Hong Kong in Asia.

Failure of the Alcazar talks between four airlines – KLM, Swissair, SAS and Austrian – was another of the day's talking points.

KLM, according to Lehman Brothers, may have walked away from any possible deal at the last moment because of changed and improved trading conditions since the talks were initiated at the start of the year. Lehman's commented that Delta was too great a competitor on the lucrative transatlantic routes to have been acceptable to the Dutch carrier, which has mada great passenger gains in that area.

Mr Raphael Heusmann of Swiss Bank in Basle was surprised that Swissair shares had not fallen further. However, he believed this indicated that investors expected Swissair to resume a search for long-term strategic alliances with other carriers.

Mr Frank Jonuschat at Kleinwort Benson commented that the Alcazar alliance would have been ideal for the cash-strapped airline, not least because of the links it would have provided with an American carrier. He said that Austrian needed to find a partner and suggested that the weekend's developments might prompt it to listen more carefully to overtures that had been coming from Lufthansa.

KLM lost Fl 3.30 to Fl 37.20, Swissair SFr37 to SFr723, SAS/Sila B shares SKr4 to SKr37 while Austrian rose Sch5 to Sch1,740.

MILAN fell 3.3 per cent, the political outlook clouded by the strong performance of the left and right at the expense of the centrist traditional parties in local elections at the weekend. The Comit index shed 17.75 to 526.56.

Mr Nicolo Braendli of Akros Sim in Milan was not surprised that the results had weakened the resolve of foreign investors. However selling pressure by domestic institutions was another matter, since the outcome "was not so different from what we could have expected," he said.

Morgan Stanley responded by further reducing the Italian weighting in its equity-only European model portfolio from 3.4 per cent to 2 per cent, against a benchmark 4.4 per cent.

Mr David Roche and Mr Richard Davidson commented that their expectations for the market had been based on hopes that meaningful reform would lead to a stronger lira which would lead to lower interest rates and a reduced budget deficit: more Italian and foreign investors would then buy bonds and equities, pushing the lira up further.

"The major caveat in this investment thesis was that reform could be stalled if there was no formation of a political centre and if politics fragmented on a regional basis," they said. "That risk had already led us to go underweight in Italy. Now the fragmentation exhibited in these municipal alection results must be a further cause of concern for investors."

The telecommunications issues, popular with foreigners, were hard hit. Stet shed L238 or 6.5 per cent to L3,428 and Sip was L181 or 5.8 per cent lower at L2,961.

FRANKFURT closed sharply down, the DAX index losing 47.37 or 2.3 per cent to 2,030,00, as analysts commented that sentiment was depressed by some disappointing corporate news and growth in M3 data.

BASF lost DM6.50 at DM265.40, after news of a 44 per cent drop in nine-month pre-tax profits and the possibility of a reduced dividend payment. Daimler, down DM20.7 to DM696.7, was hit by reports, subsequently denied, that Kuwait might sell its stake.

PARIS was beset by technical difficulties that shortened tha trading session. Tha CAC-40 index fell 62.62 or 2.9 per cent to 2,082.61 in turnover of some FFr3.5bn.

Euro Disney closed down FFr1.50 at FFr35.20 on further negative press reports.

ZURICH finished near its lows for the day as profits were taken in some of the stocks that have seen strong demand in recent weeks. The SMI index shed 37.4 or 1.4 per cent to 2,696.5.

AMSTERDAM witnessed a generally poor performance as the CBS Tendency index fell 3.6 or 2.6 per cent to 133.6. Hoogovens gave up Fl 2.50 to Fl 42.50 after saying that it was to make a Fl 373.5m new share issue, while the government's stake would rise to 17 per cent from 12.3 per cent.

Written and edited by John Pitt and Michael Morgan.

European Airlines

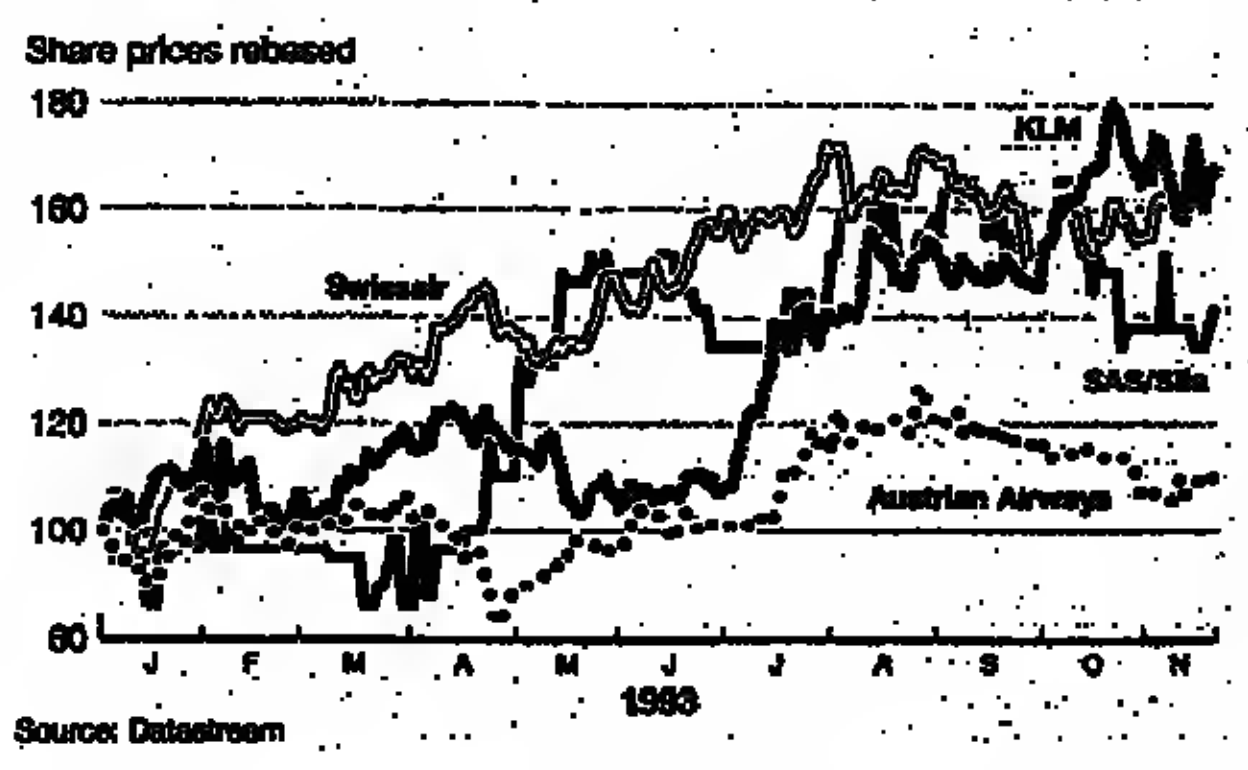

Source: Datastream

FT-SE Actuaries Share Indices

Nov. 22								THE EUROPEAN SERIES
Hourly changes	Open	10.30	11.00	12.00	13.00	14.00	15.00	Close
FT-SE Eurotrack 100	1348.18	1344.20	1342.80	1339.49	1335.68	1333.50	1333.27	1331.12
FT-SE Eurotrack 200	1410.28	1406.73	1405.57	1403.99	1401.74	1400.48	1398.97	1398.17

	Nov. 19	Nov. 18	Nov. 17	Nov. 16	Nov. 15
FT-SE Eurotrack 100	1360.63	1367.32	1363.56	1353.29	1347.91
FT-SE Eurotrack 200	1420.27	1427.81	1423.11	1416.29	1413.86

Base value 1000 (26/10/90) High/day: 100 – 1348.18; 200 – 1410.28 Low/day: 100 – 1330.82 200 – 1398.17

ASIA PACIFIC

Nikkei average tumbles 3% on economic worries

Tokyo

Mounting pessimism over the economy pulled down the futures market, prompting index-linked arbitrage selling which left the Nikkei average down 3.1 per cent, *writes Emiko Terazono in Tokyo.*

The Nikkei lost 556.35 to 17,384.84, while the Topix index of all first section stocks dropped 45.76, or 3 per cent to 1,493.83, its first fall below 1,500 since April 1. In London the ISE/Nikkei 50 index fell 1.70 to 1,208.42.

The index opened at a day's high of 17,905.59 and fell to a low of 17,254.53 just before the close. Arbitrage-linked selling from dealers, margin unwinding by individuals and futures selling by institutional investors weighed on share prices throughout the day.

Voluma totaled 287.5m shares against 263m. Share prices lost ground across the board, with declines overwhelming advances by 1,049 to 42, with 49 issues unchanged.

Investors were discouraged by the failure of Mr Morihiro Hosokawa to give details of an anticipated income tax cut. Officials also did little to help sentiment by denying the possibility of stock market support by the government.

The financial failure of TSD, a software development company listed on the over-the-counter market, also sent jitters through the market. Teikoku Data Bank, a private credit research agency, said TSD filed for voluntary bankruptcy with liabilities totaling Y8.5bn. Mr Keith Donaldson, strategist at Salomon Brothers, said the psychological support level for tha Nikkel was around 17,000, but added that share prices were in the bottom of their range.

East Japan Railway plunged Y16,000, or 3.5 per cent, to Y440,000 while Nippon Telegraph and Telephone declined Y20,000 to Y745,000.

Daishowa Paper, the scandal ridden paper company, was one of the few bright spots of the day, rising Y100 to Y1,160. The issue had previously met heavy selling after recent reports of the chairman's alleged involvement in a bribery scandal.

In Osaka, the OSE average fell 718.29 to 19,431.45 in volume of 16.6m shares.

Roundup

There were suggestions that overseas investors were switching their portfolios out of the region.

HONG KONG fell back on a weak futures market. The Hang Seng index closed down 93.30 at 9,170.64. Turnover was HK$5.3bn.

On the futures market the November Hang Seng contract lost 200 to 9,085, while December contracts lost 185 to 9,095.

SINGAPORE was slightly firmer, with the Straits Times Industrials index ending up 4.09 at 2,096.72.

Turnover was S$546.8m.

SEOUL was lower on profit-taking: the composite index shed 11.89 to 834.58. Sammi Steel went limit-up by gaining Won400 to Won8,680 on hopes that its US and Canadian plants will gain from Nafta.

TAIWAN fell back in active trading ahead of Saturday's local government elections. The weighted index shed 30.15 to 4,216.94 in turnover of T$25.5bn.

MANILA was boosted by a new commercial issue, but late profit-taking brought prices off the day's peaks. The composite index rose 15.23 to 2,418.13.

KUALA LUMPUR saw Tenaga Nasional continuing to attract institutional demand on its inclusion in Morgan Stanley's Global Index from December 2. The shares rose 70 cents to M$15.90, off a high of M$16.30. The composite index gained 4.40 to 989.40.

AUSTRALIA was drivan lower by aggressive futures selling. The All Ordinaries index lost 33.9 or 1.6 per cent to 2,049.3. Turnover was A$328.4m. News Corp fell 37 cents to A$9.83and BHP 42 cents at A$17.04.

NEW ZEALAND again dropped back as the market awaited the formation of the new cabinet. The NZSE-40 capital index fell 23.9 to 2,073.32 in turnover of NZ$33m. Telecom lost 12 cents to NZ$4.15.

BOMBAY rose above the 3,000-level to reach a record high for the year. The BSE 30-index closed up 61.74 at 3,034.60.

BANGKOK retreated steadily during the session on reports that foreign investors were taking profits. The SET index fell 56.78 to 1,310.13 in turnover of Bt14.6bn.

Ericsson puts brake on Stockholm

MARKETS IN PERSPECTIVE

	% change in local currency †				% change sterling †	% change in US $ †
	1 Week	4 Weeks	1 Year	Start of 1993	Start of 1993	Start of 1993
Austria	+2.24	-0.54	+32.13	+31.96	+27.86	+24.32
Belgium	+1.97	+2.16	+25.21	+25.71	+17.94	+14.67
Denmark	-0.41	+0.39	+33.88	+37.31	+30.37	+26.75
Finland	+1.26	-0.31	+112.80	+96.40	+81.71	+76.67
France	+2.12	-2.89	+28.04	+19.97	+14.58	+11.39
Germany	+2.83	+0.62	+33.34	+34.26	+30.41	+26.79
Ireland	-1.31	+0.98	+67.58	+47.68	+31.11	+27.47
Italy	-1.12	-9.67	+26.07	+28.06	+15.60	+12.37
Netherlands	+0.70	-0.80	+35.67	+32.06	+28.44	+24.88
Norway	+1.68	-1.25	+56.20	+38.37	+32.28	+28.61
Spain	+1.03	-2.44	+41.18	+42.05	+21.46	+18.09
Sweden	-3.09	-4.66	+60.04	+34.30	+17.14	+13.89
Switzerland	+0.77	+2.42	+47.09	+33.32	+33.35	+29.64
UK	+0.39	-2.86	+17.10	+10.68	+10.68	+7.61
EUROPE	+0.91	-1.91	+27.91	+22.23	+18.56	+15.27
Australia	+0.65	+1.70	+45.98	+29.78	+28.09	+24.53
Hong Kong	-3.84	+8.36	+59.00	+69.81	+74.99	+70.13
Japan	-1.63	-6.59	+21.61	+16.59	+40.61	+36.71
Malaysia	-1.20	+3.49	+76.91	+78.32	+87.90	+82.69
New Zealand	+5.07	-0.89	+52.10	+39.95	+53.57	+49.31
Singapore	-1.03	-3.18	+57.68	+42.25	+50.15	+45.99
Canada	-0.47	+3.27	+24.21	+20.47	+18.68	+15.38
USA	-0.73	-0.34	+8.70	+5.72	+8.73	+5.72
Mexico	-5.95	+8.26	+31.67	+21.03	+24.53	+21.07
South Africa	+3.32	+10.77	+47.84	+37.27	+59.32	+54.89
WORLD INDEX	-0.55	-2.18	+18.22	+15.44	+21.91	+18.53

† Based on November 19th 1993. Copyright, The Financial Times Limited, Goldman, Sachs & Co., and NatWest Securities Limited.

By Michael Morgan

Equity markets were in the mood for corrections and consolidation last week, in response to political and corporate developments.

Mexican stocks moved sharply higher in anticipation of, and response to, the US House of Representatives vote on Nafta late on Wedneday, while New Zealand was able to pick up much the previous week's 8.6 per cent fall, as the political outlook finally cleared after the November 6 election.

Hong Kong was lower as profits were taken after the market's bull run and as the war of words over the market's rating continued.

Sweden was another loser with results and forecasts from the index heavyweight Ericsson unnerving investors and analysts alike. A nine fold rise in nine month pretax profits a forecast that 1993 results would be "somewhat more than double" last year's SKr1.3bn failed to impress some analysts who had been expecting SKr3.5bn.

The disappointment was compounded by the telecommunications group's plan to upgrade research and development expenditure next year to SKr16bn, around SKr2bn more than many commentators had expected. The result was a 17.5 per cent slide in Ericsson's share price over the week as a number of US houses cut their 1994 earnings forecasts by 20-25 per cent, and a further 2.5 per cent fall yesterday.

Mr Peter Tron of Unibank noted that the weakness spilled over to other stocks, most notably banks and the forestry sector, with the outlook for US interest rates contributing to the nervous state of the market.

However, he commented that Stockholm had been looking fully valued as the year end approached, with local market indices up 49 per cent this year, although this was limited to a 17.1 per cent rise in sterling terms in the FT-Actuaries World index, reflecting the devaluation of the krona since January.

FT-ACTUARIES WORLD INDICES

Jointly compiled by The Financial Times Ltd., Goldman, Sachs & Co. and NatWest Securities Ltd. in conjunction with the Institute of Actuaries and the Faculty of Actuaries

NATIONAL AND REGIONAL MARKETS Figures in parentheses show number of lines of stock	FRIDAY NOVEMBER 19 1993 US Dollar Index	Day's Change %	Pound Sterling Index	Yen Index	DM Index	Local Currency Index	Local % chg on day	Gross Div. Yield	THURSDAY NOVEMBER 18 1993 US Dollar Index	Pound Sterling Index	Yen Index	DM Index	Local Currency Index	DOLLAR INDEX 1993 High	1993 Low	Year ago (approx)
Australia (69)	155.81	-1.5	156.93	106.66	138.93	157.03	-1.2	3.30	158.19	158.79	107.14	140.72	158.92	162.83	117.39	112.29
Austria (17)	174.24	-0.3	175.49	119.28	155.36	154.91	-0.1	1.03	174.74	175.40	118.36	155.44	155.03	184.47	131.16	141.69
Belgium (42)	152.77	-0.6	153.87	104.58	136.21	137.33	-0.1	4.19	153.75	154.34	104.13	136.77	137.45	158.76	131.19	155.70
Canada (107)	133.43	-0.2	134.39	91.34	118.96	128.26	+0.3	2.56	133.67	134.18	90.53	118.90	127.87	135.54	111.41	112.98
Denmark (32)	235.91	-0.2	237.61	161.51	210.35	218.11	-0.1	1.04	236.30	237.19	160.05	210.20	218.30	241.08	185.11	190.82
Finland (23)	122.98	-1.1	123.87	84.20	109.66	150.07	-1.1	0.78	124.37	124.84	84.24	110.64	151.74	128.89	65.50	68.32
France (98)	163.95	-0.6	165.13	112.23	146.17	153.02	-0.2	3.03	156.01	165.63	111.76	146.77	153.36	173.05	142.72	141.26
Germany (60)	131.91	-0.6	132.86	90.31	117.61	117.81	-0.4	1.81	132.69	133.19	89.88	118.03	118.03	138.13	101.59	105.92
Hong Kong (55)	376.94	-0.6	379.66	258.05	336.11	373.94	-0.6	2.93	379.10	380.54	256.77	337.25	376.26	394.34	218.82	237.58
Ireland (14)	173.08	-1.3	174.32	118.49	154.32	174.32	-1.1	3.25	175.37	176.04	118.78	158.00	176.26	177.89	129.28	128.50
Italy (70)	61.66	-1.3	62.11	42.21	54.98	77.32	-0.7	2.18	62.46	62.70	42.30	55.66	77.86	78.93	53.78	59.18
Japan (469)	143.59	-1.9	144.62	98.30	128.05	98.30	-0.8	0.83	146.33	146.88	99.11	130.16	99.11	165.91	100.75	103.18
Malaysia (69)	477.67	+2.4	481.11	326.99	425.89	469.67	+2.5	1.48	466.80	468.36	316.02	415.05	458.33	487.72	251.66	276.97
Mexico (19)	1995.15	+0.5	2009.50	1365.84	1778.92	6803.75	+0.8	0.72	1984.69	1992.20	1344.26	1765.47	6748.57	1995.15	1410.30	1521.77
Netherland (26)	183.07	-0.7	190.43	129.43	168.58	165.99	-0.5	3.19	190.40	191.12	128.96	169.36	166.86	187.07	150.39	149.75
New Zealand (13)	64.04	-1.2	64.50	43.84	57.10	62.01	-0.9	3.79	64.83	65.08	43.91	57.67	62.55	66.38	40.56	39.53
Norway (23)	177.11	-1.1	178.38	121.25	157.92	178.91	-0.9	1.43	179.02	179.69	121.26	159.25	180.53	185.10	137.71	139.49
Singapore (39)	311.48	-0.4	313.72	213.24	277.72	229.45	-0.2	1.40	312.70	313.89	211.80	278.18	229.91	332.55	207.04	193.42
South Africa (60)	229.39	+0.8	231.04	157.03	204.52	215.72	+1.2	2.49	227.63	228.49	154.17	202.48	213.18	229.39	144.72	136.31
Spain (42)	137.70	-0.6	138.69	94.27	122.76	143.75	-0.8	4.15	138.89	138.12	93.67	123.28	144.58	145.24	115.23	115.75
Sweden (36)	188.55	-4.0	189.91	129.08	168.12	232.78	-3.4	1.50	196.49	197.23	133.08	174.79	240.99	208.92	149.70	160.85
Switzerland (50)	146.51	+0.1	147.56	100.30	130.65	136.88	+0.2	1.59	146.39	146.94	99.16	130.23	136.58	148.16	106.91	104.70
United Kingdom (218)	165.48	-0.8	166.81	126.58	168.38	166.81	-0.5	3.58	187.04	187.75	126.68	166.37	187.75	193.97	162.00	165.08
USA (518)	188.28	-0.2	189.63	128.90	167.88	188.28	-0.2	2.75	158.72	189.44	127.83	167.89	188.72	191.56	176.38	174.47
Europe (751)	156.79	-0.6	157.91	107.33	139.79	152.81	-0.5	2.98	158.03	158.62	107.03	140.58	153.34	162.97	133.92	132.68
Nordic (114)	182.93	-2.6	184.24	125.23	163.10	195.04	-2.2	1.28	187.72	188.43	127.14	166.98	199.34	194.54	142.13	146.76
Pacific Basin (714)	152.49	-1.8	153.59	104.40	135.97	108.43	-0.7	1.11	155.04	155.63	105.02	137.92	109.23	168.80	105.89	107.88
Euro-Pacific (1465)	154.16	-1.3	155.27	105.53	137.45	126.88	-0.6	1.90	158.17	156.76	105.77	138.81	126.67	162.86	117.26	117.92
North America (625)	184.88	-0.2	186.19	126.56	164.85	184.16	-0.2	2.74	185.29	185.99	125.51	164.65	184.55	187.68	171.51	170.66
Europe Ex. UK (533)	138.25	-0.8	139.25	94.67	123.30	132.24	-0.5	2.43	139.31	139.84	94.38	123.95	132.85	143.75	112.51	113.10
Pacific Ex. Japan (245)	238.36	-0.4	240.08	163.20	212.55	221.46	-0.2	2.68	239.22	240.12	162.05	212.82	222.00	245.12	152.70	153.98
World Ex. US (1651)	155.53	-1.2	156.65	106.48	138.68	128.57	-0.6	1.91	157.42	158.01	106.63	140.04	129.29	162.89	118.51	118.79
World Ex. UK (1951)	163.53	-0.8	164.70	111.95	145.82	143.20	-0.4	2.08	164.91	165.53	111.70	146.71	143.81	168.66	134.22	133.93
World Ex. So. Af. (2109)	165.12	-0.9	166.31	113.05	147.24	146.51	-0.4	2.23	166.54	167.17	112.81	148.16	147.18	170.46	137.29	156.77
World Ex. Japan (1700)	178.78	-0.4	180.07	122.40	159.43	175.65	-0.3	2.79	179.52	180.20	121.60	158.72	178.14	181.67	157.47	155.58
The World Index (2164)	165.47	-0.8	166.66	113.29	147.54	147.10	-0.4	2.23	166.86	167.49	113.02	148.44	147.74	170.69	167.32	138.64

Copyright, The Financial Times Limited, Goldman, Sachs and Co. and NatWest Securities Limited. 1987
Latest prices were unavailable for this edition.

This announcement appears as a matter of record only.

Amoy Properties Limited

(Incorporated in Hong Kong with limited liability)

300,000 Convertible Cumulative Preference Shares

Available in the form of International Depositary Receipts

Offer Price of US$1,000 Per Convertible Preference Share

Jardine Fleming

Swiss Bank Corporation **UBS Limited**

Wardley Corporate Finance Limited

ABN AMRO Bank N.V. **Julius Baer International Limited**

Barclays de Zoete Wedd Limited **Cazenove & Co.**

Credit Lyonnais Securities **Nomura International**

S.G.Warburg Securities

October, 1993